

City of Arkansas City  
Kansas

2016

ANNUAL **BUDGET** REPORT

FOR THE FISCAL YEAR ENDING DECEMBER 31, 2016

-THIS PAGE INTENTIONALLY LEFT BLANK -



City of Arkansas City

Budget

**2016**

**Prepared by the Finance Department**

**118 W. Central Avenue**

**Arkansas City, Kansas 67005**

-THIS PAGE INTENTIONALLY LEFT BLANK -

# TABLE OF CONTENTS

<b>INTRODUCTION</b> .....	<b>1</b>
LIST OF PRINCIPAL OFFICIALS .....	3
STATEMENT OF ORGANIZATIONAL VALUES .....	5
<b>MANAGER’S MESSAGE</b> .....	<b>7</b>
LETTER FROM THE CITY MANAGER .....	9
2015 GFOA DISTINGUISHED BUDGET PRESENTATION AWARD .....	11
CITY STAFF’S DEDICATION .....	13
STRATEGIC SUCCESSES .....	14
STRATEGIC GOALS .....	15
LONG TERM PRIORITIES .....	16
OUR COMMUNITY .....	21
COMMUNITY ECONOMIC OVERVIEW .....	23
<b>READER’S GUIDE</b> .....	<b>29</b>
READER’S GUIDE TO THE BUDGET DOCUMENT .....	31
PURPOSE OF THE ANNUAL CITY BUDGET .....	34
ORGANIZATION CHART .....	38
<b>FINANCIAL MANAGEMENT</b> .....	<b>39</b>
STATUTORY BUDGET REQUIREMENTS .....	41
BUDGETARY AND FINANCIAL PLANNING POLICIES .....	42
PURCHASING POLICIES AND PROCEDURES .....	50
PERSONNEL HISTORY .....	53
MILL LEVY BY TAXING UNIT .....	54
MILL LEVY HISTORY .....	55
VALUE OF THE ARKANSAS CITY TAX DOLLAR .....	57
SALES TAX COLLECTION .....	58
<b>SHORT TERM FACTORS AND FUND OVERVIEW</b> .....	<b>59</b>
BUDGET APPROACH .....	61
MAJOR REVENUE SOURCES .....	62
EXPENDITURE PROJECTION ASSUMPTIONS .....	65
FUNDS .....	67
<b>LONG RANGE FINANCIAL PLANNING AND CAPITAL IMPROVEMENTS</b> .....	<b>71</b>
MAJOR CIP PROJECTS CHART .....	74
CIP PLAN .....	75
CAPITAL OUTLAY EXPENDITURES CHART .....	77

<b>CITY DEBT .....</b>	<b>79</b>
CITY DEBT STRUCTURE .....	81
DEBT SUMMARY .....	82
DEBT SCHEDULE .....	83
<b>FUND SUMMARIES .....</b>	<b>85</b>
REVENUE AND EXPENDITURES SUMMARY .....	87
FUND BALANCES.....	88
<i>General Fund</i> .....	89
<i>Stormwater Fund</i> .....	107
<i>Water Fund</i> .....	109
<i>Sewer Fund</i> .....	116
<i>Sanitation Fund</i> .....	122
<i>Special Recreation Fund</i> .....	126
<i>Special Street Fund</i> .....	128
<i>Tourism and Convention Fund</i> .....	131
<i>Museum Fund</i> .....	133
<i>Special Alcohol Fund</i> .....	135
<i>Public Library Fund</i> .....	137
<i>Hospital Improvement Fund</i> .....	139
<i>Bond and Interest Fund</i> .....	141
<i>Street Improvement Fund</i> .....	143
<b>DEPARTMENT / DIVISION EXPENDITURES.....</b>	<b>145</b>
CITY MANAGER DEPARTMENT .....	147
FINANCE DEPARTMENT.....	155
FIRE-EMS DEPARTMENT .....	162
POLICE DEPARTMENT .....	166
PARKS AND FACILITIES DIVISION .....	170
PUBLIC WORKS DEPARTMENT.....	177
PUBLIC SERVICES DIVISION .....	179
NEIGHBORHOOD SERVICES DIVISION .....	187
ENVIRONMENTAL SERVICES DIVISION .....	191
<b>STATE BUDGET FORMS.....</b>	<b>202</b>
<b>GLOSSARY OF TERMS .....</b>	<b>226</b>

# INTRODUCTION

---



-THIS PAGE INTENTIONALLY LEFT BLANK -



**City of Arkansas City, Kansas**  
**List of Principal Officials**

**2015-2016**

**Arkansas City Commission**

Mayor Chad Giles

Vice-Mayor Duane Oestmann

Commissioner Jay Warren

Commissioner Dan Jurkovich

Commissioner Brandon Every

**City Manager**

Nickolaus J. Hernandez

**Finance Director**

Kathleen A. Cornwell

**City Treasurer**

Jennifer C. Waggoner

-THIS PAGE INTENTIONALLY LEFT BLANK -



**“The City of Arkansas City strives to provide a high quality of life for its citizens by furnishing a variety of efficient services in a professional, courteous manner.”**

### **Statement of Organizational Values**

*We Value **Professional Ethics**, which includes:*

- Honesty
- Compassion
- Fairness
- Confidentiality
- Reliability
- Stewardship of resources
- Respectfulness
- Non-discriminatory behavior
- Professionalism & personal courtesy

*We Value our **Commitment to Citizens through Customer Service**, which includes:*

- Courteous interaction with the public
- Pride & ownership
- Programs that address citizen needs
- A sense of urgency and responsiveness
- A service-oriented approach to patrons
- Listening as well as hearing

*We Value a **Commitment to Excellence**, which includes:*

- An ability to see the big picture
- A sense of pride
- A commitment to employee knowledge
- Employee professionalism
- Accountability
- Teamwork
- Protection of health, safety & public welfare
- A willingness to embrace change
- A commitment to organizational goals
- Clear communication

*It is our commitment to uphold these core values to the highest degree possible while representing the City of Arkansas City in carrying out our municipal duties as public servants. As a result, these values form the basis for our interactions with the general public, with other agencies and with each other. If any employee of the City has failed to meet the expectations outlined above, contact the Human Resources Director at (620) 441-4405 or by email to [mmcfarland@arkansascity.gov](mailto:mmcfarland@arkansascity.gov). Please include your name and telephone number.*

-THIS PAGE INTENTIONALLY LEFT BLANK -

# MANAGER'S MESSAGE

---



-THIS PAGE INTENTIONALLY LEFT BLANK -



## Manager's Message

July 28, 2015

To the Honorable Mayor, City Commission, and Citizens of the City of Arkansas City:

I am pleased to provide you with a recommended 2016 Annual Budget for the City of Arkansas City. This budget is one that continues the work from the Commission priorities of 2015. It is a plan — a framework for how the City will allocate its resources to ensure continuing excellence in our community.

Setting long-term priorities, as outlined later in this section, is one of the most important responsibilities for Arkansas City's elected officials. Our City Commission has continued to make a commitment to dealing with the difficult decisions facing the community. Those decisions set policy and direction for the organization. They act as a touchstone for making financial and operating decisions to achieve community expectations.

Enclosed is the Fiscal Year 2016 Budget, the fourth budget we have had the privilege of developing as a budget team. Through the leadership of the Governing Body and the dedication of staff, we have crafted a fiscally responsible financial plan that reflects the vision and values of the people of Arkansas City.

The 2016 budget continues our mission to return to core functions and improve the financial stability of the City. This budget invests in infrastructure and the equipment necessary to meet the needs of our community. It also invests in our most valuable asset, our employees, by providing a much-needed cost-of-living adjustment of 2%. Management will also continue to look for ways to enhance the employee benefit package.

The 2016 budget also strives to continue to provide a high quality of life for Arkansas City citizens. Priorities have changed little between last year's budget and this year's budget. We continue to find the opportunity within our organization to improve. We strive to find ways to protect and enhance our citizens' valuable tax dollars, in order to provide a quality of life in a professional and courteous manner. Recent equipment purchases have allowed our employees to more safely and effectively provide fire, police, and sanitation services to our residents. New equipment in the water and sewer divisions have enabled the City to make necessary repairs to aging infrastructure. New water meters will help accurately bill customers and help identify loss of this valuable resource.

Given the current economic climate, the 2016 budget limits the financial burden placed upon our residents, while still making long-needed investments in the community. At the direction of the City Commission, the mill levy is projected to increase slightly from 68.605 in 2015 to an estimated 70.026 in 2016. The City received a slight valuation increase to an estimated \$51,385,767 from \$50,772,600. Overall property tax revenue is expected to increase by about 2%.

As in 2015, we are advancing our commitment to making major improvements in our community's infrastructure and crucial training for our employees. In 2016, our Public Works Department has a number of large projects on the horizon. They include the start of construction on a new water treatment plant, the completion of a large storage tank and waste disposal line to service that plant, the reconstruction of Skyline Road and improvements to Summit Street, and implementing the final phase of a new water meter system. All of those projects will assist in our mission to invest in our aging infrastructure and meet the needs of our citizens.


Community planning for the future, a process that began with the 2014 Comprehensive Plan and future land use maps, will continue in 2016 with the Wilson Park master planning process led by a steering committee of citizens. The Wilson Park master plan is financed in full by a grant from the V.J. Wilkins Memorial Foundation. Financing of this project will most likely be from donations.

Many people aided in the construction of this budget and I wish to recognize them. Without all the work of our entire management team, we would not be on the path to better management. Outside agencies have begun to recognize the City for its excellent financial practices. In 2014, the City was awarded the Government Finance Officers Association (GFOA) Distinguished Budget Presentation Award for the first time in 20 years. The City was a repeat winner of the award in 2015. We as staff are very proud to have received these awards and will continue to strive for excellence in our budget presentation.

Our management team has put a lot of effort into our financial well-being. We demand a lot from ourselves and from our employees. We do this because you and our citizens deserve it. We do this because it is the right thing to do. It truly is our pleasure to work for this community and to make it a better place to live, work, and play.

This budget provides resources for the City to accomplish its mission while also adhering to a strong tradition of sustainable fiscal policy and sound financial management. Through our shared commitment to excellence in providing public services, the City of Arkansas City has positioned itself well for 2016 and beyond.

Respectfully submitted on behalf of our 2016 budget team,

A handwritten signature in black ink that reads "Nickolous J. Hernandez". The signature is written in a cursive, flowing style.

Nickolous J. Hernandez  
City Manager





GOVERNMENT FINANCE OFFICERS ASSOCIATION

*Distinguished  
Budget Presentation  
Award*

PRESENTED TO

**City of Arkansas City  
Kansas**

For the Fiscal Year Beginning

**January 1, 2015**

Executive Director

-THIS PAGE INTENTIONALLY LEFT BLANK -

## City Staff's Dedication

Even in challenging economic times, the City of Arkansas City employees continue to show commitment to excellence and care for the residents of Arkansas City. Each department/division, as outlined in this budget, has a special role in providing services to the public. Perhaps what is important to note is that this is home for our employees too—which means they stand with you in working toward creating a healthy and prosperous community.

The City's core values – what is reflected within our Statement of Organizational Values– provide us with the foundation to excel at work and as community servants. We're proud of what this statement says about us.

*We **Value** our **Commitment to Citizens through Customer Service**, which includes:*

- Courteous interaction with the public
- Pride & ownership
- Programs that address citizen needs
- A sense of urgency and responsiveness
- A service-oriented approach to patrons
- Listening as well as hearing



**In 2016, the City of Arkansas City's employees will continue to provide quality public services to make our hometown a great place to live, work and play.**



# Strategic Successes 2014-2015

Each year the City Commission meets with management to discuss goals and priorities for the next budget year. This planning process includes presentations from each part of the City's organization talking about the successes and challenges it has faced in the previous year as well as the goals for the future—both short term and long term.

The following are the highlights of internal successes in 2014 and 2015:

- Attained a .87 workers compensation experience modifier rate.
- Recruited and hired 26 new employees (July 1<sup>st</sup>, 2014-June 30<sup>th</sup>, 2015).
- Received GFOA Award in 2014 and 2015 for Distinguished Budget Presentation.
- Completed design and began construction of a 1.5 million gallon water storage tank.
- Completed first and second phases of the new AMI water meter system with installation of approximately 3,000 new meters.
- Completed design of the new Water Treatment Plant.
- Installed 6,400 linear feet of new waterlines and 18 new fire hydrants.
- Received \$2.6 million in economic grant monies from the State of Kansas for the Creekstone Farms Expansion to construct the Skyline Road and 61<sup>st</sup> Road project.
- Adopted new Zoning Regulations, Land Use Maps, and Subdivision Regulations.
- Obtained a perfect inspection with no deficiencies from the State Board of EMS. One of only two EMS agencies in the state to obtain a perfect inspection.
- Chip sealed approximately 6.5 miles of streets.
- Purchased a new tandem dump truck with stainless steel dump bed, sand spreader, and snow plow to provide safe travel for our citizens.
- Hosted 2 day regional live fire training which was attended by over 60 personnel from three states.
- Worked with county fire districts to develop a regional response plan for county emergencies.
- Implemented a company level inspection program for commercial occupancies. 54 company level fire/life safety inspections were completed of which 38 occupancies had never been inspected before.
- Through community policing efforts, graduated 400 students from the DARE program and placed 4<sup>th</sup> nationally for National Night Out.
- Researched, purchased, and deployed body worn cameras for patrol officers.
- Outfitted all patrol cars with in-car mobile CAD systems.
- Received the AAA Gold Award for traffic safety.
- Participated in county wide Dangerous Offender Program to take candidates off the streets in an attempt to reduce crime. Successfully removed 11 repeat offenders from the streets.



# Strategic Goals 2016

The following guiding principles and commission priorities are reflected throughout the recommended budget:





# Long Term Priorities

The primary purpose of setting long term goals is to identify and articulate the needs and desires of our community. We had the privilege of conducting a lengthy survey completed by our citizens in early 2013 in an effort to develop a Comprehensive Plan. That input, both fact and opinion, was first extensively reviewed and analyzed by a volunteer group of citizens known as the Steering Committee appointed by the City Commission, and then by the Arkansas City Planning Commission. This set the framework to provide a rational basis for zoning decisions, patterns of land use, and actions (both private and public) affecting the physical development of Arkansas City as well as its economic development. This Comprehensive Plan, later adopted by the City Commission, is the City's official policy guide for future development. It sets out the City's planning-related goals, provides a data resource base for long-range and strategic planning, identifies factors influencing growth and development in the area so as to guide future planning decisions, and recommends adoption of zoning regulations to enable implementation of the goals set forth in the plan. These goals, as defined below, seek to coordinate publicly-financed capital improvements, such as streets, sewers and water lines, with private development activities that produce homes and businesses. They are organized into six categories as follows.

## Housing and Neighborhoods



- Encourage the availability of housing in Arkansas City for all ages and income groups.
- Continue to encourage construction of more private-sector senior housing.
- Encourage citizens to continue to reinvest in their homes as the most economical way to improve the housing stock.

- Encourage rehabilitation where appropriate, and removal where necessary, through code enforcement activity.
- Residential development should be located in areas where adequate public and private facilities already exist, where such facilities are planned in the Capital Improvements Program, or in areas where they will be extended and provided by the developer within a reasonable time frame.

## Economic Development

- Consider establishing a dedicated source of funding for economic development, enabling multi-year budgeting and programming by the City and its economic development partners.
- Maintain close and productive coordination among Cowley First, the Chamber of Commerce and other local and regional entities, and the Kansas Department of Commerce, to promote the economic development goals of the community.
- Attract new industries and retail facilities and compliment Arkansas City's economy and utilize its labor force.
- Retain existing businesses and support their expansion.
- Ensure adequate infrastructure exists to support existing and new workplaces.
- Enhance the quality and availability of the local workforce to meet the employment needs of a variety of businesses.



## Parks, Recreation, and Natural Historic Resources

- Evaluate whether the community would benefit from closure and disposition of certain parks and other City-owned properties, with resulting savings made available for other park improvements.





- Make improvements to parks and playgrounds to meet the needs of persons of all ages.
- Protect and preserve natural resources, particularly along the rivers, both for natural features and flood protection.
- Promote the maintenance and preservation of historical resources such as the Burford Theatre, the Downtown District, Ireland Hall, Pilgrim Congregational Church and historic structures.

## Infrastructure and Transportation

- Establish and general public transportation service, if community needs and support exist for that service.
- Maintain and improve the City's Streets and sidewalks according to an adopted Capital Improvements Schedule and dedicated funding.
- Identify the best, most cost-effective methods of addressing the current shortcomings in the street network.
- Preserve downtown brick streets where feasible, and brick streets outside the downtown when neighborhood support and funding exist.
- Make necessary improvements to the water treatment and distribution infrastructure.
- Develop a stewardship program emphasizing water conservation and reuse.
- Make the necessary improvements to the Wastewater Treatment Plant a matter of high priority.
- Complete the inspection of sanitary sewer lines and replace lines as needed.
- Improve the Stormwater management capabilities of the City.





# Community Health

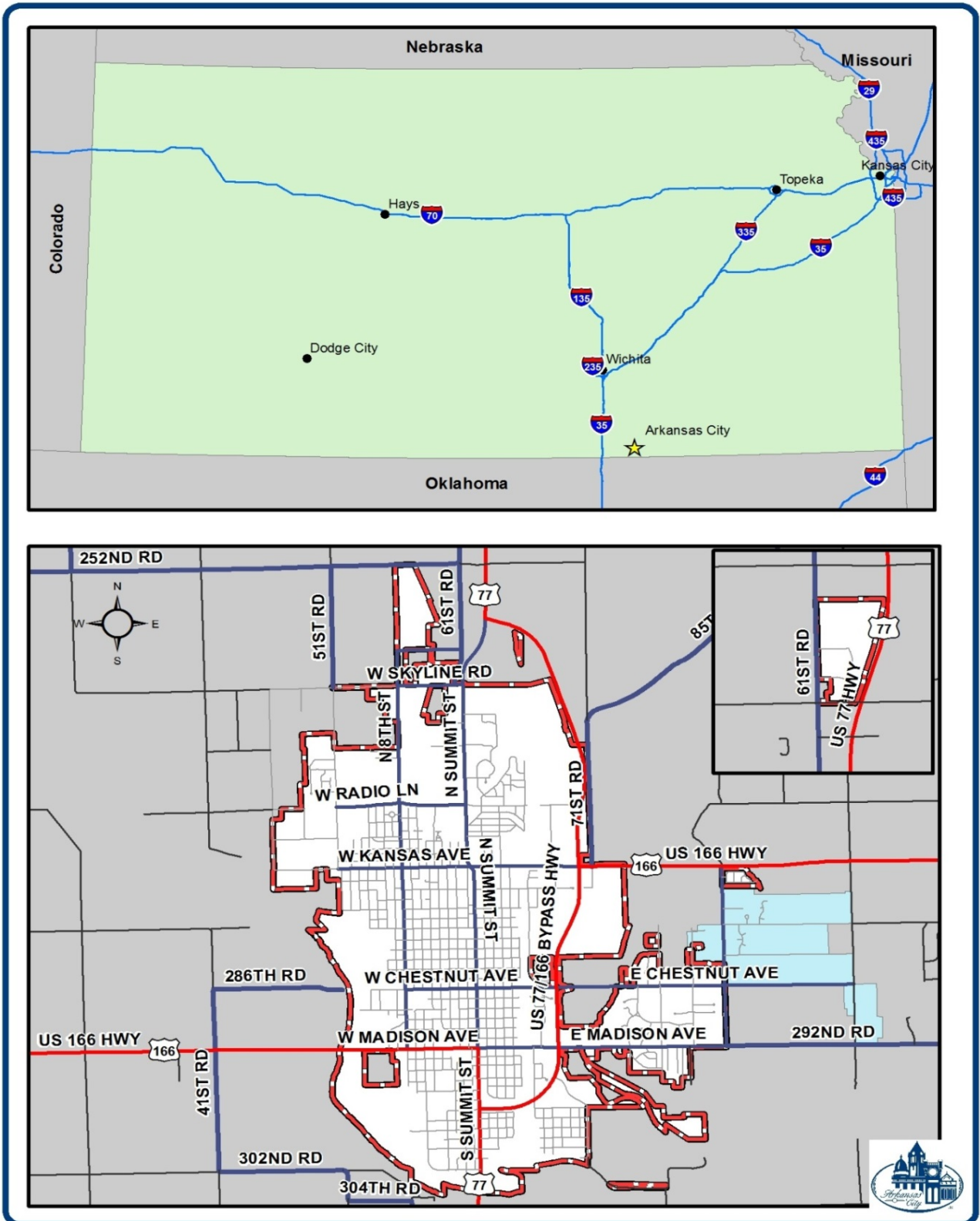
- Support efforts to improve access to health services.
- Encourage a positive view of mental and behavioral health that will encourage citizens to respond to their mental health needs.
- Increase the opportunities for physical activities for citizens of all ages and abilities.
- Encourage easy access to healthy foods.
- Promote healthy transportation.
- Continue working with the City's partners to create a stronger local economy.

# Land Use and Growth Management



- Approve a “Growth Area” that will serve as the City’s extraterritorial planning area.
- Continue to apply the City’s subdivision regulations within the Growth Area.
- Preserve the character of Arkansas City while providing opportunities for growth and development that benefit the community.
- Provide adequate and appropriate area for current and future residents for opportunities for quality housing consistent with the housing goals of the Comprehensive Plan.
- Provide adequate area for convenient, safe and appropriately scaled commercial development.
- Provide adequate and appropriate areas for industrial land uses.
- Use land-use regulations and other means to promote preservation of the City’s historical and cultural heritage.
- Keep the Plan and land-use regulations up to date in order to serve the needs of property owners and the community at large.

# CITY BOUNDARY MAP



## **Our Community**

### **Size and Location**

The City of Arkansas City, Kansas, is located in Cowley County at the confluence of the Arkansas and Walnut rivers in south-central Kansas, near the Kansas-Oklahoma state line. The City limits encompass 9.3 square miles. Arkansas City, surrounded by rich farm and ranch land, is approximately 60 miles southeast of Wichita. Its population is estimated at 12,369. (See City Boundary Map on previous page.)

### **Government and Organization of the City**

The City of Arkansas City is a second-class city in the State of Kansas. By election of the people, the City adopted the commission-manager form of government in 1930. The commission-manager plan is the system of local government that combines the strong political leadership of locally elected city commissioners with the strong managerial experience of an appointed local government manager.

The plan establishes a representative system in which all power is concentrated in the elected City Commission as a whole, and the Commission hires a professionally trained manager to oversee the management of the City's operations and its delivery of public services.

Three of the City's commissioners are elected on the first Tuesday in November of every odd-numbered year. Each election, the two candidates receiving the highest number of votes receive four-year terms and the candidate with the third-highest number of votes receives a two-year term. The current practice is that the highest vote-getter becomes the new mayor in the second year of his or her term, while the second-highest vote-getter becomes vice mayor that year and the new mayor the subsequent year.

### **Municipal Services and Utilities**

The City owns and operates its own sanitation, water, wastewater and stormwater management utility systems, all of which are maintained by the Public Works Department. Westar Energy and the Kansas Gas Service supply electricity and natural gas to the City.

Telephone and cable service are provided respectively by AT&T and Cox Communications, Inc., which operate under franchises with the City.

The City's Fire-EMS Department provides continuous, full-time protection and ambulance services to the City, southern portions of Cowley County and northern portions of Kay County, Oklahoma.

The Arkansas City Police Department provides law enforcement services.

### **Transportation Facilities and Routes**

The City is served by the Burlington Northern and Santa Fe Railway Co. (BNSF), and the Strother Field airport, which features a 5,506-foot asphalt lighted runway. The concrete parallel taxiway was resurfaced in 2014.

Two highly traveled federal highways intersect in a roundabout just east of the City — U.S. Highways 77 and 166. More than 475,000 trucks, with origination at or destination to the City, utilize those two highways annually. The City also has direct access to Interstate 35, which extends from Kansas City, Kansas, to the Kansas-Oklahoma state line, where it connects with a free, four-lane interstate highway to Oklahoma City and south to Dallas-Fort Worth, Texas.

### **Cowley County Community College**

Cowley College, located in Arkansas City, is both a community college and a vocational-technical school. Cowley College began in 1922 in the basement of Arkansas City High School and was known fondly as the “Basement University” by its students and staff. The facility has been transformed through the years into a cutting-edge institution recognized across the nation for the quality of its classrooms and the success of its students. It has five locations, including centers in Mulvane, Wichita and Winfield, and offers more than 70 majors and degree possibilities, including through a robust online degree program.

### **Medical and Health Facilities**

The largest health care facility in the area is South Central Kansas Medical Center, located 2 miles north of the City in a new facility that was completed in 2011, supported by the Public Building Commission and a 10-year, half-cent sales tax increase beginning in April 2009. The City has three nursing and assisted living facilities — Alderbrook Village, Presbyterian Manor and Medicalodges of Arkansas City.

### **Recreational Facilities**

Arkansas City has an abundance of recreational programs, parks and events. Programs include football, baseball, volleyball, softball, tennis, soccer, bowling, golf, swimming and more. A hike-bike trail was completed around the City in 2011. The City has a Tree City USA designation, 15 parks, a public swimming pool, and water attractions such as Veterans Memorial Lake, Walnut Park and Knebler Pond.

Chaplin Nature Center is located within easy driving distance and boasts 230 acres of creeks, prairies, forests, and natural trails. Arkansas City also has rental facilities that will hold both small and large groups. In 2010, the community committed financial assistance to the Arkansas City Public School District for the completion of a new sports complex. A master plan process currently is under way for Wilson Park and the adjacent property formerly occupied by the old hospital, since demolished.

## Community Economic Overview

### Employment

Some of the major employers in the Arkansas City Area are Creekstone Farms Premium Beef, a producer of USDA Certified Black Angus beef; KanPak, a global leader in the aseptic packaging of cold and frozen beverages, coffees, and desserts; General Electric, an aircraft and heavy equipment repair service; Cowley County Community College, a fast-growing community college and vocational-technical school; USD 470, the Arkansas City Public School District; and South Central Kansas Medical Center.

### Labor Force 2015

In 2014, unemployment was 5.5% in Cowley County and 5.4% for the State of Kansas. Statistics showing improvement for 2015 are as follow:

	<u>Labor Force</u>	<u>Unemployment Rate</u>
Arkansas City Area	5,603 <sup>^</sup>	6.6% <sup>!</sup>
Cowley County	17,173	4.3%
State of Kansas	1,416,737	4.4%

*\*Sources: U.S. Census Bureau, 2009-2013 5-Year American Community Survey; Kansas Department of Labor, September 2015.*

*^2013 estimate, ±348 people*

*!2013 estimate, ±1.7%*

Listed below are the major employers located in the City and the number employed by each in 2014:

	<u>Major Employers</u>	<u>Product/Service</u>	<u>Number of Full- and Part-Time Employees</u>
1.	Creekstone Farms Premium Beef	Animal processing	690
2.	Unified School District No. 470	Education	463
3.	KanPak	Aseptic cold/frozen drink packaging	279
4.	South Central Kansas Medical Center	Hospital	216
5.	Walmart	Retailer	188
6.	Cowley College	Post-secondary education	185
7.	City of Arkansas City	Municipal government	121
8.	Skyline Corp.	Manufactured homes	96
9.	ADM Milling	Grain milling	80
10.	RCB Bank	Banking and financial services	64

*\*Sources: Cowley County Economic Development Partnership, December 2014; Walmart, City of Arkansas City and RCB Bank, October 2015.*

### **Major Taxpayers**

Below are the 10 largest taxpayers in the City for taxes levied in the 2014 tax collection period:

<b><u>Taxpayer</u></b>	<b><u>Assessed Valuation</u></b>	<b><u>Taxes Paid</u></b>
Creekstone Farms Premium Beef	\$ 3,490,124	\$ 668,540
Walmart	2,055,098	393,658
Westar Energy	1,704,830	326,564
ADM Milling	1,385,489	265,393
Kansas Gas Service	1,034,389	198,139
RCB Bank	644,870	123,480
BNSF Railroad	610,114	116,869
Union Pacific Railroad	543,080	104,028
KanPak	528,991	101,283
MeadowWalk Apartments	391,763	74,997

*\*Source: Cowley County Clerk's Office, 2014.*

The greatest valuation gains in 2014 came from ADM Milling (assessed valuation increased by \$791,774), Creekstone Farms (up \$436,172) and Westar Energy (a rise of \$128,306).

### **Annual Financial Reporting**

The City's budget process is managed by the City Manager, with each department head responsible for preparing his or her respective department's proposed segment. Budget-to-actual relationships are monitored throughout the year by each respective department and the Finance Department. Annual audits are prepared and distributed in accordance with bond covenants and sound financial practices.

### **Financial Institutions**

There currently are 22 banking offices in Cowley County. The bank deposits at those banks for a 10-year period are presented below:

<b><u>Year</u></b>	<b><u>Cowley County Total Deposits</u></b>	<b><u>Market Share for State of Kansas</u></b>
<b>2006</b>	\$ 549,195,000	1.08%
<b>2007</b>	\$ 564,573,000	1.04%
<b>2008</b>	\$ 548,603,000	0.95%
<b>2009</b>	\$ 540,883,000	0.94%
<b>2010</b>	\$ 575,902,000	0.96%
<b>2011</b>	\$ 580,232,000	0.95%
<b>2012</b>	\$ 589,387,000	0.94%
<b>2013</b>	\$ 611,823,000	0.95%
<b>2014</b>	\$ 606,121,000	0.91%
<b>2015</b>	\$ 620,452,000	0.91%

*\*Source: Federal Deposit Insurance Corporation, June 30, 2015.*

## Population Trends

Population has remained a fairly steady trend for the last 40 years in Arkansas City and Cowley County. Through the last decade (2000-2010), the population increased by approximately 6%.

<b>Year</b>	<b>Population</b>	<b>Change</b>	<b>Percent Change</b>
2001	11,712		
2002	11,971	+259	+2.21 %
2003	11,697	-274	-2.29 %
2004	11,556	-141	-1.21 %
2005	11,286	-270	-2.34 %
2006	11,114	-172	-1.52 %
2007	11,111	-3	-0.03 %
2008	11,023	-88	-0.79 %
2009	10,977	-46	-0.42 %
2010	12,415	+1,438	+13.10 %
2011	12,405	-15	-0.12 %
2012	12,332	-73	-0.59 %
2013	12,305	-35	-0.28 %
2014	12,369	+64	+0.52 %

*\*Source: U.S. Census Bureau, 2014.*

The following table shows the population breakdown by age deciles for the Arkansas City metropolitan statistical area, defined as the area of the 67005 ZIP code. The total population of this zone is 16,515.

<b>Age Group</b>	<b>Total Percentage</b>	<b>Male</b>	<b>Female</b>
0 to 9 years	15.4%	17.7%	13.3%
10 to 19 years	15.3%	14.3%	16.2%
20 to 29 years	12.6%	11.0%	14.2%
30 to 39 years	9.3%	10.3%	8.5%
40 to 49 years	12.6%	12.7%	12.4%
50 to 59 years	12.4%	12.8%	12.1%
60 to 69 years	11.9%	12.2%	11.6%
70 to 79 years	6.0%	5.1%	6.8%
80 years or older	4.4%	4.0%	4.8%

*\*Source: U.S. Census Bureau, 2009-2013 5-Year American Community Survey.*

*(Note: All figures carry a margin of error of anywhere from ±0.6% to ±1.9%.)*



## **Education**

Unified School District No. 470 operates six elementary schools; one middle school, serving grades 6, 7 and 8; and one senior high school. In addition, there are three private schools located in the City. The main campus of the rapidly expanding Cowley County Community College and vocational-technical school is located in the City. Listed below are summaries of enrollments at USD 470 and Cowley College:

<b><u>School Year for USD 470</u></b>	<b><u>Audited Total Headcount Enrollment</u></b>
2001-02	3,042
2002-03	3,060
2003-04	3,012
2004-05	2,987
2005-06	2,908
2006-07	2,956
2007-08	2,933
2008-09	2,875
2009-10	2,797
2010-11	2,765
2011-12	2,821
2012-13	2,774
2013-14	2,843
2014-15	2,975

*\*Source: USD 470, 2015.*

<b><u>Cowley College School Year</u></b>	<b><u>Main Campus Enrollment</u></b>	<b><u>Total College Enrollment</u></b>
1990	2,458	5,302
2000	1,936	6,236
2010	2,081	6,562

*\*Source: Cowley College.*

## **Educational Attainment**

As can be seen in the table below, Arkansas City compares very favorably to the national average in the percentage of its citizens who have graduated from high school and possibly attained an associate's degree. Ark City also compares competitively with the national average of bachelor's degrees attained.

However, the City lags the national average of those with master's degrees, professional degrees or doctorates, and also has a slightly higher estimated unemployment rate than the U.S. as a whole.

<b><u>Highest Education Attained</u></b>	<b><u>Arkansas City (Ages 25+)</u></b>	<b><u>National Average (Ages 18+)</u></b>
High school or higher	84.8%	58.4%
Bachelor's degree or higher	13.9%	18.9%
Graduate or professional degree	4.0%	10.4%
Unemployed	6.6%	5.1%

*\*Sources: City-Data.com (Arkansas City summary), 2015; U.S. Census Bureau, 2009-2013 5-Year American Community Survey; National Employment Monthly Update, Oct. 2, 2015.*



### Arkansas City Building Construction:

The number and value of building permits issued in Arkansas City for the years shown as follow:

<b>Year</b>	<b>Permits Issued</b>	<b>Total Valuation of Permits Issued</b>
<b>2002</b>	227	\$ 4,056,310
<b>2003</b>	245	\$ 2,356,057
<b>2004</b>	242	\$ 7,497,682
<b>2005</b>	319	\$ 12,808,452
<b>2006</b>	257	\$ 5,744,791
<b>2007</b>	306	\$ 9,179,433
<b>2008</b>	357	\$ 3,921,859
<b>2009</b>	750	\$ 38,997,833
<b>2010</b>	608	\$ 25,780,091
<b>2011</b>	100	\$ 16,046,446
<b>2012</b>	472	\$ 6,897,498
<b>2013</b>	499	\$ 40,715,452
<b>2014</b>	798	\$ 34,150,527

*\*Source: Public Works Department, 2014.*

### Housing

The housing and construction industry has been slow in Arkansas City for new construction, although the overall value of homes is rising. The median housing value in Arkansas City is \$67,800 and median rent is \$671. The cost-of-living index in Ark City is estimated at 76 (low), while the U.S. average is 100.

Arkansas City has an estimated 5,461 homes, 98.8% of which have complete plumbing. Of those, 4,792 are occupied and 273 are vacant. Almost 40% of the City's housing stock is more than 75 years old:

<b>Year of Construction</b>	<b>Number of Houses</b>
<b>1939 or before</b>	2,179
<b>1940 to 1949</b>	492
<b>1950 to 1959</b>	986
<b>1960 to 1969</b>	478
<b>1970 to 1979</b>	622
<b>1980 to 1989</b>	248
<b>1990 to 1999</b>	317
<b>2000 to 2009</b>	139
<b>2010 to present</b>	34

*\*Sources: Cowley County/Communities Comprehensive Housing Study, 2014; Cowley County Appraisers Office, 2015.*

-THIS PAGE INTENTIONALLY LEFT BLANK -

# READER'S GUIDE

---



-THIS PAGE INTENTIONALLY LEFT BLANK -

## Reader's Guide to the Budget Document

Elected leaders and City staff welcome the reader's involvement in City of Arkansas City government. Aware, informed, and engaged citizens are the cornerstone of excellent local government. In reviewing this budget document, readers have the opportunity to educate themselves about and become involved in the organization that most directly affects the quality of life for the Arkansas City community. Local government has an impact on every citizen's life each and every day. It is our goal to make your interaction with your local government an easy and excellent experience—we work for you!

### **Why We Budget**

The budget document is one of the City's most essential policy and operating tools. The budget document describes how the City of Arkansas City plans to use its resources to meet the needs of the community. It is also a resource for citizens interested in learning more about the operation of their City government.

The City budget fulfills several functions:

- At its most basic level, the budget is an *accounting document*. The annual budget provides the municipality with expenditure authority and authority to levy taxes to finance those expenditures.
- The budget also serves as an *operational guide*. It identifies work programs and goals to be achieved for each department or unit in the coming fiscal year.
- At the highest level, the budget is an important *policy document*. The annual budget process is the one time during the year when all City operations and processes are reviewed in a comprehensive manner. The City reviews the needs of the community, priorities, and goals and then matches resources against those needs, priorities, and goals. Resources are limited, so choices must be made. The annual budget reflects those choices.
- Finally, throughout all levels, the budget is a *communications tool*. It is one of the means that the City uses to explain the various demands, needs, constraints, resources, and opportunities it faces. It communicates the choices made and the direction in which the City is headed.

As readers review the information in this document, they will see elements of each of these aspects of a budget.

### **Making Sense of the Budget**

The City of Arkansas City's budget document is divided into sections as summarized below. This structure gives insight into the structure of the organization. Through the City's departments and programs, the reader can see how property and sales taxes, utility payments, and other fees flow through the organization to support the services

The budget starts with several narrative sections, including the Manager's Message, Strategic Goals and Success of the Organization, Our History, an Economic Overview of the Community, and the Reader's Guide. These sections provide a context for the numbers that follow.

### **Reader's Guide**

This section provides an overview of the budget process. The section includes the Purpose of Budgeting, Budget Calendar, Statutory Requirements for Budgeting, explanation of major funds, the

Financial Policies and a Basis of Budgeting & Accounting. A Citywide organization chart orienting the reader to the structure and staffing behind City programs and services is also included.

### **Financial Management**

The Financial Management section is designed to give the reader a view of the entire City budget and organization. This section contains summary charts and information to provide a one-stop picture of the budget. These high-level summaries provide an easy reference for overall trends and conditions. A major fund analysis provides a quick look at changes in each fund through management discussion.

This section discusses the City's mill levy and value of the local tax dollar for easy understanding by the public. The financial indices section gives an overview of current financial standing and per capita costs of City governmental services. Debt service and debt capacity are also addressed in this section. Non-core services are addressed as a factor of mill levy cost. The financial trending projects City receipts and expenditures for general government areas of the City based on current conditions and expectations for the general fund and sales tax collections. The City uses the trends to identify future direction, anticipate needed corrective adjustments, and forecast the success of current financial efforts and efficiency management directives.

### **Short Term Factors and Funds Overview**

This section contains budget highlights for 2016. It includes a discussion of the major policy issues and short term factors that were considered major changes from last year. It also discusses which future steps the City may take to address the financial outlook of the City.

### **Long Range Financial Planning and Capital Improvements**

This section combines financial forecasting and planning for the future. It details our Capital Improvement Plan as well as Capital Outlay expenditures budgeted in 2016.

### **City Debt**

This section explains our debt structure as well as our current debt obligations. It also outlines the debt schedule obligations for the next five years, and in five year increments after that until retirement.

### **Summaries by Fund**

This section summarizes the historical and projected receipts by fund. This section also itemizes by object the expenditures for each fund.

### **Department/Division Summaries**

The City's operating budget is organized by major program areas: City Manager, Finance, Public Works, Parks and Facilities, Police and Fire-EMS. Each program area functions as a City department/division containing one or more budget units.

#### **City Manager**

This section includes budget expenditures and explanatory material for the City Manager's Office, the City Commission, Human Resources, Municipal Court, and the City Attorney.

#### **Finance Department**

This section includes budget expenditures and explanatory material for Accounting, Information Technology control, Debt Management, and Utility Billing.

**Public Works Department**

This section includes budget expenditures and explanatory material for the Public Works Administration, Neighborhood Services Division, Environmental Services Division and Public Services Division. Public Works Administration includes engineering, fleet management, asset management, graphic information mapping and systems and emergency management. Neighborhood Services includes planning and code enforcement. Environmental Services Division includes Water and Wastewater operations. Public Services include Streets, Stormwater and Sanitation.

**Parks and Facilities Division**

This section includes budget expenditures and explanatory material for the park system, cemetery and building maintenance functions for all City lands and facilities.

**Police Department**

This section includes budget expenditures and explanatory material for the police protection functions including patrol, community policing, code enforcement and clerical.

**Fire-EMS Department**

This section includes budget expenditures and explanatory material for Fire and Emergency Medical Services. Billing is completed through an outside contractual agreement.

**State Forms**

The State Forms section includes forms required for the City of Arkansas City by Kansas state statute to be submitted to the Cowley County Clerk each year by August 25. The County Clerk makes the levy calculations in November based upon the final valuations. The County Clerk then forwards the forms to the Kansas Division of Accounts & Reports.

**Glossary of Terms**

This section contains definition for all the terms used in this budget document.

## Purpose of the Annual City Budget

The purpose of the budget document is to present to the public and the City Commission (legislative body) a comprehensive picture of proposed operations for the budget year in order to meet the needs of the citizens of Arkansas City.

The budget is intended to accomplish three things: (1) to provide city management with the opportunity to present its recommendations for the levels of services and methods of financing of services in the coming year; (2) to provide the most effective control possible by the legislative body over city administration; and (3) to provide city administration with the opportunity to point out various needs throughout the community. The Commission has the opportunity to judge the adequacy of the recommended programs and to set the level of City services by comparing the needs of one service over the needs of another. The Commission must also weigh the desirability of the services proposed against the burden of taxes required to finance any proposed changes.

The budget document is the single most important report presented to the City Commission during the year. Although it is primarily intended as a policy tool for the City Commission, it also serves as an aid to the citizens by providing a better understanding of the City's operating programs. The budget is built on conservative financial principles that reflect staff commitment to maintaining necessary services, improving the quality of the operation of the City, and keeping expenditures and taxpayer obligations to a minimum.

### **Budget Process**

The City's budget (fiscal) year begins on January 1 and ends on December 31 of each year. The City of Arkansas City follows an extensive process for including advisory boards and the public in the budget process. By statute, cities in Kansas are required to submit a balanced budget to the State. The City of Arkansas City's budget is considered balanced when revenues plus unencumbered cash equals expenditures in all appropriated funds for a fiscal year.

In February, the Budget Team holds a work session to consider the revenue projections for the current and upcoming fiscal year. These revenue projections become the basis for building the next fiscal year expenditure budget.

Following the annual projections of revenues, the development of the budget begins. City departments meet with the City Manager in mid-May. Together, a proposed upcoming year budget and a five-year Capital Improvements Program are developed.

Beginning in June through July, the City Manager presents the proposed next year's budget at several public work sessions with Commissioners. In early August, the City Commission holds a formal public hearing on the proposed City Budget.

In accordance with Kansas law, at least 10 days prior to the formal public hearing and budget approval, a legal notice of the proposed budget is published in the official City newspaper, *The Arkansas City Traveler*. Once the legal notice is published, the proposed expenditure and ad valorem tax may not be increased. After the Commission holds the public hearing, the Commission adopts the budget by ordinance. In accordance with State law, the budget is certified to the County Clerk on or before August 25. The Finance Department prepares and distributes the budget document by mid-November.

After the City Commission adopts the budget through an ordinance, the expenditure budget for any fund may not be exceeded, even though there may be available cash, unless the budget for that fund is



amended. To amend a budget for a particular fund, the City Administration must publish a legal notice of the proposed amended budget at least 10 days prior to the public hearing; hold the public hearing and the City Commission must then approve the amended budget through an appropriation ordinance. The amended budget is then certified to the County Clerk. Each month during the fiscal year, the Finance Department prepares a year-to-date summary of receipts and expenditures for each fund. The report also shows cash balance and remaining budget authority. These reports are disseminated to the City Manager's Office, City departments, and City Commissioners.

At the conclusion of a fiscal year, the City contracts with an independent audit firm to conduct an annual audit of the City's financial statements.

<b>2016 BUDGET CALENDAR</b>				
		UPDATED		07/13/2015
Month	Item	Distributed Date	Due Date	Person Responsible
<b>Jan / Feb</b>	Initial Revenue Projections	2/4	2/27	Treas
	Adjustment/Development of 5-Year CIP Plan	2/4	2/27	Budget Team
	Equipment Replacement Plan Worksheets to Dept.	2/11	3/4	Budget Team
<b>March</b>	Personnel worksheets to Dept.	3/4	3/11	Treas
	Budget Meeting with Dept Heads - receive base budget targets		3/18	Budget Team
	Preliminary Personnel Budget Entered		3/18	Treas
	Departments operating budget request preparation	3/18	4/8	Dept Heads
	Departments prepare 90% Contingency Plan Budget (10% cut)	3/18	4/8	Dept Heads
<b>April</b>	Department budget request packet due back to Finance Director		4/8	Dept Heads
	Budget Narrative outlining operating budget due back to Finance Dir		4/15	Dept Heads
	<i>New Commission Takes Office</i>		4/21	Commission
	Personnel budget established		4/29	Budget Team
	Departmental Budget Review Meetings With Budget Team		4/8-4/29	Budget Team
	Budget Recap with Department Heads		4/29-4/30	Budget Team
<b>May</b>	Budget Retreat with Commission		5/2	Commission
	Distribute preliminary budget materials to the City Commission		5/8	Finance Dir
	Budget work session with City Commission for Capital Improvement Plan and Equipment Replacement Plan		5/15	Budget Team
	Follow up budget meeting with Commission		5/15	Budget Team
<b>June</b>	Receive preliminary assessed valuation from County		6/15	-
	Budget Book Initial Preparation			Treas/Finance Dir
<b>July</b>	Budget work session - Chamber, CVB, Humane Society, County Health Dept, Library, & Museum Presentations		7/10	Commission
	Commission hears budget presentations from Department Heads		7/16	Commission
	Commission hears budget presentations from Department Heads		7/21	Commission
	City Commission approves budget for publication and sets public hearing		7/28	Commission
	Publish notice of budget public hearing (K.S.A. 79-2929-published at least 10 days before hearing- no later than 07/31/15 for 08/11/15 public hearing)		7/31	Treas
<b>August</b>	<b><i>(Notice of Budget Public Hearing must be on or before August 5th)</i></b> <b><i>(Budget Public Hearing must be on or before August 15th)</i></b>			
	Special Called Meeting - Budget public hearing (Can adopt budget at this time)		8/11	Commission
	Budget Adoption (if not adopted at 08/11/15 meeting)		8/18	Commission
	Publish Budget Ordinances & Send to County Clerk		8/24	Treas
	<b><i>(Budget required to be submitted to County Clerk by Aug 25th)</i></b>			
<b>September</b>	Adopted budget book preparation		9/30	Treas/Finance Dir
<b>October</b>	Specials Assessments Certified to County Clerk		10/15	Finance Dir
	Adopted budget book preparation finalized		10/16	Treas/Finance Dir
	Submit budget book to GFOA for Budget Award <b>(Due 90 days from Adoption)</b>		10/30	Treas
	Final assessed valuation recorded and mill levies are calculated by Cowley County Clerk			County
<b>November</b>	Departments receive adopted budgets		11/30	Treas

## **Budget Basis**

The budgets of the governmental fund types are prepared on a regulatory cash basis. Briefly, this means that obligations of the City (for example outstanding purchase orders or contracts) are budgeted as expenses when incurred, but revenues are recognized when they are actually received.

Since the primary objective of a government is to provide services to its constituents within the guidelines of financial constraints, the purpose of the annual budget is to indicate where the money to operate that government comes from and how it will be spent within a specified period of time. An audit by an independent Certified Public Accountant at the end of the budget year is essential to demonstrate the accountability of the governmental use of the public resources.

The use of fund accounting is one of the major differences between governmental and commercial accounting. It requires separate record keeping for each individual fund. Each fund operates as a self-contained entity with its own revenue sources, expenditures, assets, liabilities and fund balance. Even though the actual cash is contained in one bank account, a "separate accounting" is kept of all funds.

## **Accounting Basis**

The City's funds are grouped into various categories for financial statement presentation purposes. Governmental funds include the general, special purpose, bond and interest and capital project and trust funds. Proprietary funds are business funds.

The City's audited financial statements, which can be viewed and accessed via the City's website ([www.Arkcity.org](http://www.Arkcity.org)), are prepared using the regulatory basis of accounting. This is the same approach used in the preparation of the business fund financial statements. Some funds in the audit are not included in this budget presentation as they are not required to be budgeted by state statute for 2016. Those include the Equipment Replacement Fund, Capital Projects Fund, Municipal Court Trust Fund and the Public Building Commission Fund.

The regulatory basis financial statement consists of a single basic financial statement, which is a summary statement containing all funds and related units included in the financial reporting entity and demonstrating compliance with the cash basis law. The remainder of the required financial information to be presented is considered regulatory-required supplemental information which includes: 1) a fund summary schedule containing all funds and showing compliance with the budget law for those funds required to be budgeted, 2) individual fund schedules for all funds except agency funds, with budget comparisons for those funds required to be budgeted and 3) a fund summary schedule for agency funds only showing cash balances and changes therein.

## ***Fund Descriptions***

For accounting and budget, the accounts of the City are organized on the basis of funds, each of which is considered a separate accounting entity. The operations of each fund are accounted for with a separate set of self-balancing accounts that comprise its equity, receipts, and expenditures. Governmental resources are allocated to and accounted for in individual funds based upon the purpose for which they are to be spent and the means by which spending activities are controlled.

The following is the fund structure contained in the 2016 Budget for the City of Arkansas City:

1. General - The General Fund is the principal fund of the City which accounts for all financial transactions not accounted for in other funds. The majority of the current operating expenditures of the City are financed through revenues received by the General Fund.

2. Special Purpose Funds - These funds are used to account for revenues derived from specific taxes, governmental grants or other revenue sources which are designed to finance particular functions or activities of the City. These funds include:
  - Library
  - Museum (to close to General Fund in 2016)
  - Hospital Improvement Sales Tax
  - Street Improvement Sales Tax
  - Special Alcohol Program
  - Special Recreation
  - Special Street & Highway
  - Tourism and Convention
  - Equipment Replacement Fund
3. Bond and Interest - The Bond and Interest Fund is used to account for the payment of principal and interest on the City's general obligation bonds. Revenues for this purpose include ad valorem property taxes, special assessment taxes, and motor vehicle taxes.
4. Business - The Water, Sewer, Sanitation and Stormwater Funds are self-supporting in that the user fees totally support all operational and capital costs—the exception to this rule is Stormwater, which is currently not receiving enough revenues to self-support. In addition, certain transfers are made from the Water, Sanitation and Sewer Fund to reimburse the General Fund for salaries and administrative costs as well as other City operational expenses.
5. Capital Project Fund- The Capital Project Fund is used to account for capital improvement projects.

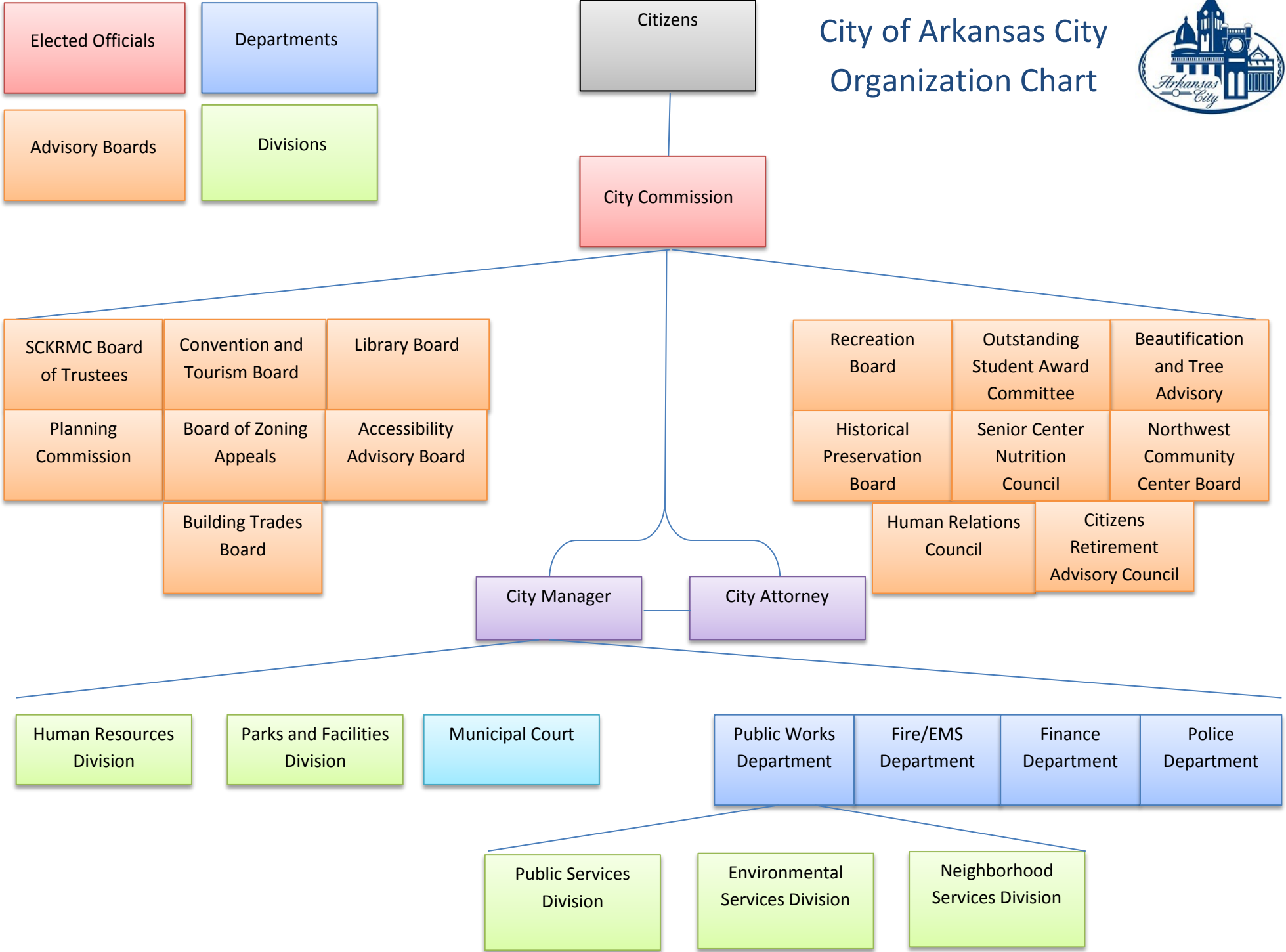
*Department/Division Descriptions*

Major City funds are budgeted and managed as combinations of organizational units known as departments and divisions. Departments consist of one or more divisions and may include divisions accounted for in more than one fund. Please refer to the organizational chart in the Financial Management section for layout.

*Category Descriptions*

For managerial control purposes, budgeted expenditures of each division are accounted for with the use of six categories, those categories being: Personnel Services, Contractual Services, Commodities, Capital Outlay, Debt Service and Transfer Charges.

# City of Arkansas City Organization Chart



# FINANCIAL MANAGEMENT

---



-THIS PAGE INTENTIONALLY LEFT BLANK -

## STATUTORY BUDGET REQUIREMENTS

Kansas statutes require that an annual operating budget be adopted for the general fund, special revenue funds (unless exempted by a specific statute), debt service funds, and business funds. Statute requires the budget to *balance*, meaning that estimated expenditures equal estimated revenues.

All budgets are prepared using the regulatory cash basis further modified by the encumbrance method of accounting – that is, commitments evidenced by documents such as purchase orders and contracts in addition to disbursements and accounts payable are all recorded as expenditures although the actual funds have yet to be released to the billing source.

Furthermore, the statutes provide for the following sequence and timetable in adoption of budgets:

- a. Preparation of budget for the succeeding calendar year on or before August 1<sup>st</sup> of each year.
- b. Publication of proposed budget on or before August 5<sup>th</sup> of each year.
- c. A minimum of 10 days' notice of public hearing, published in official newspaper, on or before August 5<sup>th</sup> of each year.
- d. Public hearing on or before August 15<sup>th</sup> of each year.
- e. Adoption of final budget on or before August 25<sup>th</sup> of each year.

### **Amending the Budget**

Supplemental appropriations and transfers among budget categories occasionally modify original appropriations. In order to amend the budget, the proposed amendment must appear in the official City newspaper at least 10 days prior to a public hearing.

Citizens also may address the City Commission at the hearing. After the hearing the Commission may then vote to amend the budget. Approved amendments are then submitted to the State Division of Accounts & Reports for record.

### **Public Participation**

Kansas law requires the opportunity for public input and participation throughout the budget process. All budget meetings and City Commission meetings are open to the public and are advertised as such.

Citizen participation in local government need not be limited to the budget process. It is the right of all citizens to participate in the governing organizations that affect them. Among other avenues, citizens may wish to become involved through their elected representative(s), by attending public meetings, or directly by giving input, serving on an advisory board, committee, or the governing body.

## **BUDGETARY AND FINANCIAL PLANNING POLICIES**

The City of Arkansas City's Budgetary and Financial Planning policies establish the basic framework for the financial management of the City. These policies will guide the development of budgetary programs and costs throughout the budget cycle by both Administrative Staff and the City Commission, and provide consistent treatment from year to year. The written policy, as presented, reflects desired practices, which should be reviewed annually. All of the following policies were adopted by the City Commission as part of the Governing Body Handbook.

### **OVERALL BUDGET POLICIES:**

1. The City will maintain a multi-year planning approach to the budget cycle, including at least a three-year projection of operating costs, a ten-year cycle for operating capital replacement, and a five-year Capital Improvement Program for Infrastructure enhancement/replacement.
2. The budget will focus primarily on program costs rather than on fund costs. However, for the purposes of compliance with accounting principles, fund information will be included.
3. The City will operate on a balanced budget.
4. The overall goal is to maintain the quality of service desired by the community at the minimum cost possible. Proposed reductions in current year costs will be considered only if they will not result in future cost increases.
5. All funds of the City will be reported in the Annual Budget, including the funds not subject to the Budget Law or the formal appropriations process. Non-budgeted or non-appropriated funds will be disclosed, as a minimum, to the extent of prior year's actual revenue, expense, and fund balances, and current year-to-date revenue and expense.
6. Interfund transfers will be permitted so long as they are planned (budgeted) and the City Commission has approved of the transfer during the budget process. Interfund transfers should not exceed 15% of the anticipated revenue of the fund providing the transfer. Transfers that are in the nature of reimbursement of cost are excluded from the policy.

### **OPERATING BUDGET POLICIES:**

1. The City will strive to maintain its present service levels for all services within existing parameters as adjusted for the normal growth in the tax base.
2. The City will maintain a financial and budgetary control system to ensure adherence to the budget and awareness of the financial environment. Monthly budget reports will be prepared and submitted to the City Commission and all operating departments.
3. The City will attempt to avoid layoffs in actions to balance the budget. Necessary personnel reductions will be made through attrition, if possible.
4. The City will focus cost reduction efforts on major cost centers and items outside of "core services".
5. Business funds will be self-supporting, including indirect and overhead costs.

### **DEBT FINANCING POLICY**

1. The Debt Financing Management Policy sets forth comprehensive guidelines for the financing of capital expenditures. It is the objective of the policy that;
  - The City obtains financing only when necessary.



- The process for identifying the timing and amount of debt or other financing is as efficient as possible.
- The most favorable interest rate and other related costs are obtained.
- When appropriate, future financial flexibility is maintained.

Debt financing, which includes general obligation bonds, special assessment bonds, revenue bonds, temporary notes, lease/purchase agreements, and other City obligations permitted to be issued or incurred under Kansas law, shall only be used to purchase capital assets that cannot be acquired from either available current revenues or fund balances. The useful life of the asset or project shall exceed the payout schedule of any debt the City assumes.

## 2. RESPONSIBILITY

The primary responsibility for developing debt financing recommendations rests with the City Manager. In developing such recommendations, the City Manager may be assisted by the Finance Department, Financial Advisor and Bond Counsel.

## 3. GENERAL

Debt financing will not be considered appropriate for any recurring purpose such as current operating and maintenance expenditures. The City will use debt financing only for capital improvement projects and unusual equipment purchases, and only when the new project meets at least one of the following circumstances:

- When the project is included in the City's capital improvement program.
- When the project involves acquisition of equipment that cannot be purchased outright without causing an unacceptable spike in the property tax rate.
- When the project is the result of growth-related activities within the community that require unanticipated and unplanned infrastructure or capital improvements by the City.
- When the project's useful life, or the projected service life of the equipment, will be equal to or exceed the term of the financing.
- When there are designated revenues sufficient to service a debt, whether from project revenues, other specified and reserved resources, or infrastructure cost sharing revenues.

The following criteria will be used to evaluate pay-as-you-go versus debt financing in funding capital improvements:

Factors which favor pay-as-you-go financing include circumstances where:

- The project can be adequately funded from available current revenues and excess fund balances.
- The project can be completed in an acceptable timeframe given the available revenues.
- Additional debt levels could adversely affect the City's credit rating or repayment sources, or significantly violate the City's financial policies herein.
- Market conditions are unstable or suggest difficulties in marketing a debt.

Factors which favor long-term debt financing include circumstances where:

- Revenues available for debt issues are considered sufficient and reliable so that long-term financing can be marketed with an appropriate credit rating, which can be maintained.
- Market conditions present favorable interest rates and demand for City debt financing.
- A project is mandated by state or federal government and current revenues or excess fund balances are insufficient to pay project costs.
- A project is immediately required to meet or relieve capacity needs and existing unprogrammed cash reserves are insufficient to pay project cost.
- The life of the project or asset financed is ten years or longer. For lease purchases, the life of asset meets or exceeds the term of lease.

#### 4. MAXIMUM AMOUNTS OF DEBT FINANCING

The City will not engage in debt financing unless the proposed obligation, when combined with all existing debts, will result in debt ratios throughout the life of the proposed obligation that are less than the following benchmarks:

- Per capita direct debt will not exceed \$800.
- Direct debt as a percentage of estimated appraised valuation will not exceed 20%.
- Annual debt service will not exceed 20% of budgeted expenditures.

The computation of these ratios will use the following variables:

- Per capita measures will be based on the most recent annual estimate of City population produced by the State of Kansas for the year in question.
- Direct debt will be the total of all then outstanding General Obligation and special assessment bonded debt plus all authorized but unissued bonded debt plus the amount of debt financing being proposed.
- Estimated appraised valuation will be the total estimated valuation of all real and personal property located within the City of Arkansas City for the year in question as estimated by the Cowley County Appraiser.
- Annual debt service will be the total principal and interest payments due on direct debt in the year in question plus the estimated maximum annual principal and interest payment on the proposed long term obligation.
- Budgeted expenditure will be the total original adopted budget of the General Fund and debt service fund for the year in question.

#### 5. STRUCTURE AND TERM OF DEBT FINANCING

City debt will be structured to achieve the lowest possible net interest cost (NIC) to the City given market conditions, the urgency of the capital project, and the nature and type of any security provided. City debt will be structured in ways that will not compromise the future flexibility to finance projects. Moreover, to the extent possible, the City will not issue long-term debt with maturity periods greater than 10 years. In addition, the City will issue debt so that it is tiered, as one issue matures, any required additional debt will be issued. Types of financing include, but not limited to the following:

##### General Obligation Bonds

- The City shall use an objective analytical approach to determine whether it can afford to issue new bonds for City facilities beyond what it retires each year (see Assumption of

Additional debts below). Generally, this process will compare a variety of measures of debt benchmarks relative to key demographic data of the City.

- The decision on whether or not to assume new general obligation bonds shall, in part, be based on (a) costs and benefits, (b) the current conditions of the municipal bond market, and (c) the City's ability to assume new general obligation bonds as determined by the aforementioned benchmarks.
- NOTE: The provisions of this section also apply to the issuance of any private activity bonds.

#### Revenue Bonds

- The City may issue bonds secured solely by dedicated non-ad valorem revenue streams if doing so will yield clearly identifiable advantages. For the City to issue revenue bonds, a primary objective will be to minimize risk through the use of adequate coverage requirements while remaining in compliance with overall debt management policy objectives. The City will adhere to, and where necessary, take actions to ensure compliance with all outstanding revenue bond covenants.

#### Special Assessment Bonds

- The City shall maintain a watchful attitude over the issuance of special assessment bonds for benefit district improvements. The City will only cost share in a benefit district in unusual circumstances where the project will benefit the City at large. Participation in the project will require the approval of the City Commission after a public hearing explaining the benefits that the City will receive. The City will not pay more than 50% of any proposed costs related to a benefit district. Further, it will be the responsibility of the City Manager and staff to analyze each special assessment bond issue for indications that future special assessments will equal or exceed the annual principal and interest payments of such bonds.

#### Assumption of Additional Debts

- The City shall not assume more debt than it retires each year without conducting an objective analysis of the community's ability to assume and support additional debt service payments and of the probable impact of the additional debt on the City's bond ratings.

#### Asset Life

- The City will consider debt financing for the acquisition, replacement, or expansion of physical assets (including land) only if a capital project has a useful life longer than the term of the bond issue supporting it. Debt will be used only to finance capital projects and equipment, except in case of unforeseen emergencies. Debt will not be issued for periods exceeding the useful life or average useful lives of the project or projects to be financed.

#### Length of Debts

- City debts will be amortized for the shortest period consistent with a fair allocation of costs to current and future beneficiaries or users, and in keeping with other related provisions of this policy. The City normally shall issue bonds with a maximum life of 10 years or less for general obligation bonds, Public Building Commission bonds, and

revenue bonds, and for special assessment bonds. Exceptions to this rule may be made when it is deemed financially prudent.

- Unless specific compelling reasons exists, there shall be no “balloon” bond repayment schedules, which consist of low annual payments and one large payment of the balance due at the end of the term. There shall be at least interest paid in the first fiscal year after a bond sale and principal repayment starting no later than the second fiscal year after the bond issue.

#### Call Provisions

- Call provisions for bond issues shall be made as short as possible consistent with the lowest interest cost to the City. Unless specific compelling reasons exist all bonds shall be callable only at par.

#### Debt Structuring

- At a minimum, the City will seek to amortize general obligation bonds with level principal and interest costs over the life of the issue. Pushing higher costs to future years in order to reduce short-term budget liabilities will be considered only when natural disasters or extraordinary or unanticipated external factors make the short-term cost of general obligation bonds prohibitive.

#### Variable Rate Debts

- The City may choose to issue bonds that pay a rate of interest that varies according to pre-determined formula or results from a periodic remarketing of the securities, consistent with state law and covenants of preexisting bonds, and depending on market conditions.

## 6. DEBT ADMINISTRATION AND FINANCING

#### Audit

- An independent audit will be performed annually, with the report issued within compliance of the Omnibus Disclosure Undertaking as regulated by the Federal Securities Exchange Commission that has been adopted by the City.

#### Bond Counsel

- The City will utilize external bond counsel for all debt issues. All debts issued by the City will include a written opinion by Bond Counsel affirming that the City is authorized to issue the debt, stating that the City has met all Federal and State constitutional and statutory requirements necessary for issuance, and determining the federal income tax status of the debt.

#### Bond Fund

- All payment of general obligation bonds and special assessment bonds shall be from the City’s Bond & Interest Fund. The fund balance in the Bond & Interest Fund will be maintained at a level equal to or greater than the total principal and interest payable from that Fund for the upcoming semi-annual debt service payment. Furthermore, the fund balance will be managed to eliminate or minimize arbitrage rebate liability.

#### Competitive Sale of Debts

- The City, as a matter of policy, shall seek to issue its general or revenue bond obligations in a competitive sale unless it is determined that such a sale method will not produce the best results for the City. In such instances where the City, through a competitive bidding for its bonds, deems the bids received as unsatisfactory or does not receive bids, it may, at the election of the City Commission, enter into negotiation for sale of the bonds.

#### Credit Enhancements

- Credit enhancement (letters of credit, bond insurance, etc.) may be used if the costs of such enhancements will reduce the net debt service payments on the bonds or provide other significant financial benefits to the City.

#### Financial Advisor

- The City will retain an external financial advisor. For each City bond sale the financial advisor will provide the City with information on pricing and underwriting fees for comparable sales by other issuers.

#### Lease/Purchase Agreements

- The use of lease/purchase agreements in the acquisition of vehicles, equipment and other capital assets shall be considered carefully relative to any other financing option or a “pay-as-you-go” basis. The lifetime cost of a lease typically will be higher than other financing options or cash purchases. Nevertheless, lease/purchase agreements may be used by the City as funding options for capital acquisitions if operational or cash-flow considerations preclude the use of other financing techniques.

#### Negotiated Sale of Debts

- Where a negotiated sale process is determined to be in the best interests of the City, the City will use a competitive process to select its investment banking team.

#### Temporary Notes

- Use of short-term borrowing, such as temporary notes, will be undertaken only if the transaction costs plus interest on a debt are less than the cost of internal financing, or available cash or reserves are insufficient to meet both project needs and current obligations.

#### Underwriter’s Counsel

- City payments for underwriter’s Counsel will be authorized for negotiated sales by the Finance Department on a case-by-case basis depending on the nature and complexity of the transaction and the needs expressed by the underwriters.

### 7. REFUNDING OF DEBTS

Periodic reviews of all outstanding debts will be undertaken to determine refunding opportunities. Refunding will be considered (within federal tax law constraints) if and when there is a net economic benefit of the refunding or the refunding is essential in order to modernize covenants essential to operations and management.

City staff and the financial advisor shall monitor the municipal bond market for opportunities to obtain interest savings by refunding outstanding debts. As a general rule, current refundings will be undertaken only if the present value savings of a particular refunding will exceed 3% of the refunded principal. As a general rule, advance refundings will be undertaken only if the present value savings of a particular refunding will exceed 4% of the refunded principal.

Refunding issues that produce a net present value savings of less than targeted amounts may be considered on a case-by-case basis. Refunding issues with negative savings will not be considered unless a compelling public policy objective is served by the refunding.

#### 8. CONDUIT FINANCINGS

The City may sponsor conduit financings in the form of Industrial Revenue Bonds for those activities (i.e., economic development, housing, health facilities, etc.) that have a general public purpose and are consistent with the City's overall service and policy objectives as determined by the City Commission.

All conduit financings must insulate the City completely from any credit risk or exposure.

#### 9. ARBITRAGE LIABILITY MANAGEMENT

It is the City's policy to minimize the cost of arbitrage rebate and yield restriction while strictly complying with the law.

##### General

- Federal arbitrage legislation is intended to discourage entities from issuing tax-exempt obligations unnecessarily. In compliance with the spirit of this legislation, the City will not issue obligations except for identifiable projects with very good prospects of timely initiation. Temporary notes and subsequent long-term bonds will be issued timely as project contracts are awarded so that debt issues will be spent quickly.

##### Responsibility

- Because of the complexity of arbitrage rebate regulations and the severity of non-compliance penalties, the advice of Bond Counsel and other qualified experts will be sought whenever questions about arbitrage rebate regulations arise.

#### 10. CREDIT RATINGS

##### Rating Agency Relationships

- The City's Financial Advisor shall be responsible for maintaining relationships with the rating agencies that currently assign ratings to the City's various debts. This effort shall include providing periodic updates on the City's general financial condition along with coordinating meetings and presentations in conjunction with a new debt issuance.

##### Use of Rating Agencies

- The City Manager shall be responsible for determining whether or not a rating shall be requested on a particular financing and which of the major rating agencies shall be asked to provide such a rating.

#### Minimum Long-Term Rating Requirements

- The City's minimum rating requirement for its direct, long-term, debt obligations is a rating of "AA" or higher. If a given debt cannot meet this requirement based on its underlying credit strength, then credit enhancement may be sought to ensure that the minimum rating is achieved. If credit enhancement is unavailable or is determined by the City's Financial Advisor to be uneconomical, then the obligations may be issued without a rating.

#### Rating Agency Presentations

- Full disclosure of operations and open lines of communication shall be provided to rating agencies used by the City. City staff, with assistance of the City's Financial Advisor, shall prepare the necessary materials and presentation to the rating agencies.

#### Financial Disclosure

- The City is committed to full and complete primary and secondary financial disclosure, and to cooperating fully with rating agencies, institutional and individual investors, City departments and agencies, other levels of government, and the general public to share clear, comprehensible, and accurate financial information. The City is committed to meeting secondary disclosure requirements on a timely and comprehensive basis.
- Official statements accompanying debt issues and continuous disclosure statements will meet, unless operating under a waiver, the standards articulated by the Government Accounting Standards Board (GASB), the Securities and Exchange Commission (SEC), and Generally Accepted Accounting Principles (GAAP). The City's Financial Advisor shall be responsible for ongoing disclosure to established national information repositories and for maintaining compliance with disclosure standards promulgated by state and national regulatory bodies.

#### 11. RESERVES

- City management, in 2014, implemented a goal of increasing the City's overall reserves in the General Fund and Bond and Interest Fund to 10% of expenditures. This goal is one that is intended to be achieved by 2018.

## **PURCHASING POLICIES & PROCEDURES**

### Purposes:

- A. Encourage procurement of goods and services for use by the City of Arkansas City on the basis of the best necessary quality at least cost (best value).
- B. Provide for ready availability of goods and services to support timely and effective service delivery, with a minimum of cumbersome procedure.
- C. Maintain a competitive private sector purchasing environment for the City of Arkansas City.
- D. Provide for appropriate budgetary control and financial oversight of the procurement process.

### General:

In the interests of eliminating delays in service provision, the City will use a decentralized purchasing system subject to the control of this policy, and, within that, at the discretion of the Department Head. Departments of the City are encouraged and expected to coordinate the purchase of similar items. Bulk or large quantity purchasing is encouraged in those areas where storage space is available, and inventory can be controlled.

Any purchases made are to be approved by the Department Head, and are subject to the further general oversight of the Finance Director and the City Manager. The Department Head's signature shall be considered as an affirmative statement that they have reviewed all items entered on that listing. As such, the invoice is required to be signed by the Department Head or appointee in all cases. Staff involved in purchasing is expected to use common sense and good judgment in the application of these guidelines.

All goods must be verified as received prior to processing invoices for payment.

Initials on the invoice, and the Department Heads signature is an affirmative statement that the goods or services were properly ordered and received by the City of Arkansas City.

Goods and services purchased by the City are intended to provide services to the public. Diversion of materials or services purchased by the City to personal or private use (without public purpose) is considered to be mis-use, and will result in administrative and/or criminal justice system consequences.

### Local Preference:

In order to maintain the most competitive environment, a formal local preference option is not provided. Specifically, there is no percentage price preference in bids or other competitive processes. However, local service, city efficiency, and other similar judgment factors may be used in determining whether a purchase provides the best value.



### Competitive Bidding:

Written competitive bids or price quotations are encouraged for the purchase of any capital item; or minor construction or repair contract. Normally, a minimum of 3 bids should be solicited. The bid tabulation should be attached to the invoice prior to payment and filing.

Capital Items (Vehicles and Equipment, Buildings) that are specifically scheduled in the annual budget, and for which the cost equals or exceeds \$10,000, shall be purchased in groups, with bids opened by the City Clerk or designee. The award of bids for these items shall be approved by the City Commission.

Operating capital items of less than \$10,000 in value which have been included in the annual budget may be purchased by the authority of the City Manager. Competitive price quotations, written or verbal, from at least three vendors are encouraged. If bids have been received, a copy of the bid tabulation should be attached to the invoice prior to payment and filing.

Construction contracts for capital improvements shall be approved by the City Commission prior to execution, as should change orders to existing contracts. In all construction contracts, a final architect's or engineer's estimate shall be obtained based on final design parameters, immediately prior to distributing the invitation to bid.

Contracts for professional services, or similar services or items of a nature which render development of detailed specifications difficult or impossible; may be procured through the use of Requests for Qualifications and negotiation of fees thereafter. The City uses a qualifications-based selection process for professional services.

### Operational Purchasing

Generally, purchases of less than \$10,000 may be authorized by the City Manager or designee. Department Heads remain responsible for compliance with the annual operating budget for their own department. Staff is encouraged to use informal quotes or written competitive bidding for supplies or materials acquired in bulk, or whenever appropriate in their best judgment. If taken, a tabulation of quotes should be attached to the invoice.

Purchases of small items needed in the routine course of work may be made by employees subject to the discretion and review of supervisory staff. The department head has the discretion of assigning parameters for such purchasing authorization within individual departments.

Invoices for such material shall be reviewed and approved by the initial of the Department Head or designee prior to payment being rendered. Staff authorized by the Department Head may initial the invoices.

Purchases of items or material that equal or exceed \$10,000 in value, or when purchases of groups of items exceed \$10,000 in value, which items are of a routine operational nature and are regularly purchased by the Department, may be made by the Department Head, without prior approval of the City Manager. This specifically excludes equipment purchases, or purchases that are not routine needs

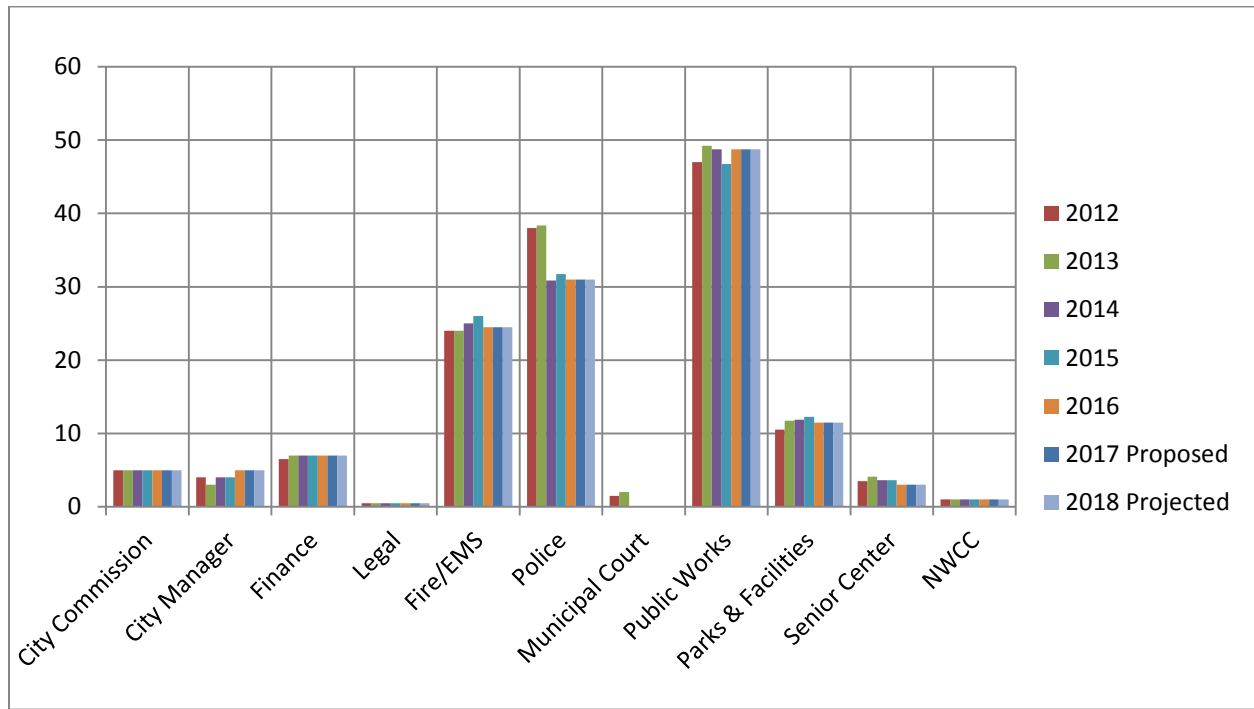
of the Department. The City Manager shall receive regular reports on such operational purchases. Non-routine, non-budgeted purchases shall require the prior approval of the City Manager and, at his discretion, may be submitted to the City Commission for approval.

#### Purchase Orders

Purchase orders will be made on items which will not be received within 90 days, on City Commission items, end of year encumbrances, and specialty items which will not be received by mid-January of the following fiscal year.

Invoices which apply to purchase orders will be paid as received, rather than waiting until the PO is complete. The invoice needs to be initialed as received and approved for payment. This keeps the City in good standing with the vendors.

# Personnel History



Function	2012	2013	2014	2015	2016	2017 Proposed	2018 Projected
City Commission	5	5	5	5	5	5	5
City Manager	4	3	4	4	5	5	5
Finance	6.5	7	7	7	7	7	7
Legal	0.5	0.5	0.5	0.5	0.5	0.5	0.5
Fire/EMS	24	24	25	26	24.5	24.5	24.5
Police	38	38.375	30.875	31.75	31	31	31
Municipal Court	1.5	2	0	0	0	0	0
Public Works	47	49.25	48.75	46.75	48.75	48.75	48.75
Parks & Facilities	10.5	11.75	11.875	12.25	11.5	11.5	11.5
Senior Center	3.5	4.125	3.625	3.625	3	3	3
NWCC	1	1	1	1	1	1	1
<b>Total</b>	<b>141.5</b>	<b>146</b>	<b>137.625</b>	<b>137.875</b>	<b>137.25</b>	<b>137.25</b>	<b>137.25</b>

# MILL LEVY BY TAXING UNIT

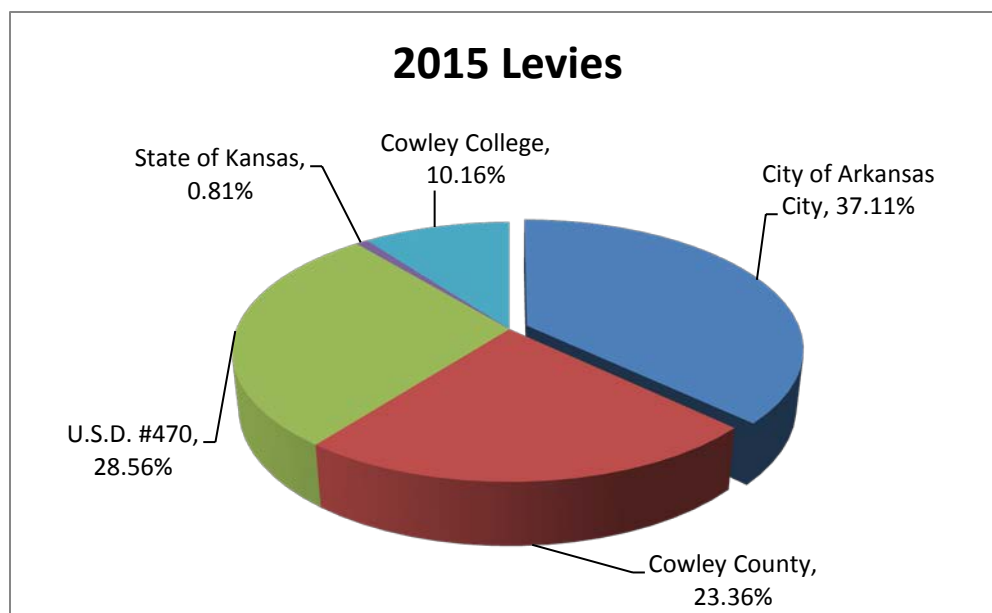
Unit of Government	2010	2011	2012	2013	2014	2015	2016 Projected
City of Arkansas City	67.698	67.811	68.535	68.664	68.611	68.605	70.026
Cowley County	42.064	43.036	43.036	40.100	43.302	43.186	43.186
U.S.D. #470	50.711	51.578	52.476	53.360	59.904	52.811	59.998
State of Kansas	1.500	1.500	1.500	1.500	1.500	1.500	1.500
Cowley College	20.226	20.219	20.013	19.020	19.388	18.790	18.750
<b>Total Mill Levies</b>	<b>182.199</b>	<b>184.144</b>	<b>185.560</b>	<b>182.644</b>	<b>192.705</b>	<b>184.892</b>	<b>193.460</b>

## Calculating the City mill levy requirement:

A mill is \$1 of tax for every \$1,000 of assessed value on real and personal property. The mill levy is recalculated every year and is based on the tax dollars needed for financing the City budget.

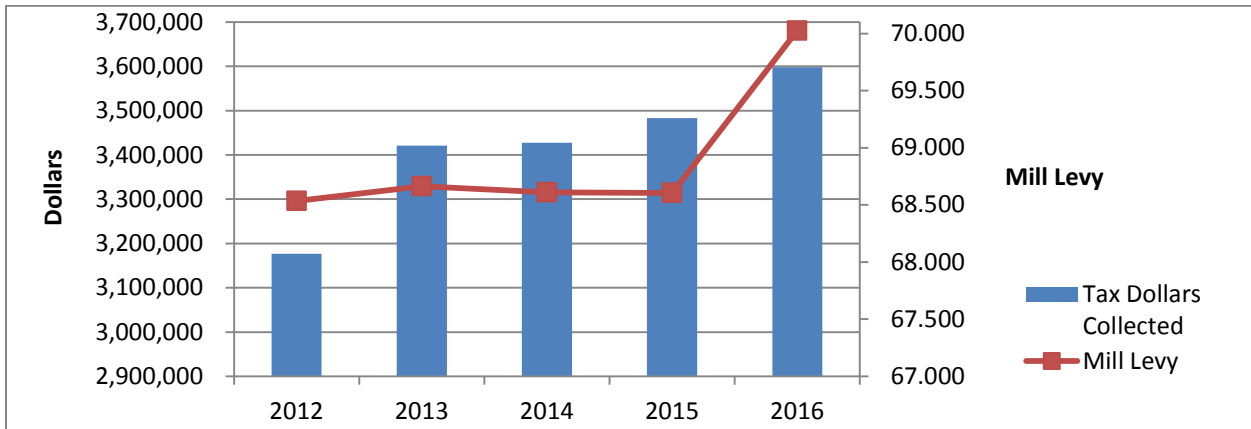
First, the City (the taxing entity) arrives at a total amount for expenditures in the taxing funds. In Arkansas City these funds are the General Fund, Library Fund, and the Debt Service Fund. After expenditure totals are known, all other revenue sources (non-property taxes and fees) are subtracted.

The remainder is the amount to be raised from ad valorem (property) taxes. The tax levy rate is calculated by dividing the total revenue to be obtained from property taxes by the total assessed value for the taxing district. The table above shows historical mill levy rates.




# Mill Levy History

Fund	2012		2013		2014		2015		2016	
	Tax \$'s	Mill Levy	Tax \$'s	Mill Levy	Tax \$'s	Mill Levy	Tax \$'s	Mill Levy	Tax \$'s	Mill Levy
General	2,137,592	46.197	1,919,477	38.526	2,177,231	43.580	2,219,696	43.718	2,500,158	48.655
Library	272,584	5.891	299,037	6.002	299,070	5.986	304,614	6.000	308,290	6.000
Debt Svc.	701,842	15.168	1,154,347	23.169	752,062	15.054	803,055	15.817	789,864	15.371
Museum	64,410	1.279	48,179	0.967	199,380	3.991	155,850	3.070	-	0.000
<b>Totals</b>	<b>3,176,427</b>	<b>68.535</b>	<b>3,421,040</b>	<b>68.664</b>	<b>3,427,743</b>	<b>68.611</b>	<b>3,483,215</b>	<b>68.605</b>	<b>3,598,312</b>	<b>70.026</b>

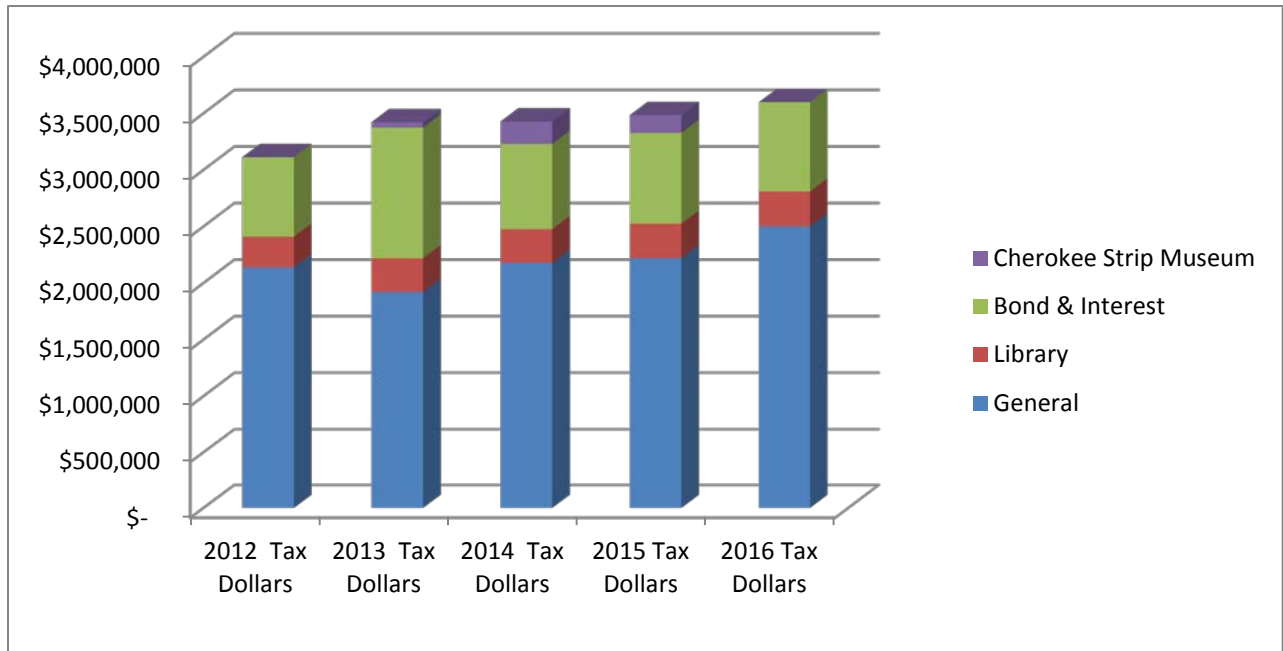


Assessed Valuation			
Year	Valuation	% Change	
2004	\$ 42,451,792	-18%	
2005	\$ 44,020,878	4%	
2006	\$ 48,274,883	10%	
2007	\$ 48,332,663	0%	
2008	\$ 47,232,206	-2%	
2009	\$ 46,763,863	-1%	
2010	\$ 46,456,376	-1%	
2011	\$ 46,271,228	0%	
2012	\$ 49,822,907	8%	
2013	\$ 49,960,073	0%	
2014	\$ 50,767,495	1%	
2015	\$ 50,772,600	0%	



# Mill Levy History

Fund	2012 Tax Dollars	2013 Tax Dollars	2014 Tax Dollars	2015 Tax Dollars	2016 Tax Dollars
General	\$ 2,137,592	\$ 1,919,477	\$ 2,177,231	\$ 2,219,696	\$ 2,500,158
Library	\$ 272,584	\$ 299,037	\$ 299,079	\$ 304,614	\$ 308,290
Bond & Interest	\$ 701,842	\$ 1,154,347	\$ 752,062	\$ 803,055	\$ 789,864
Cherokee Strip Museum	\$ -	\$ 48,179	\$ 199,380	\$ 155,850	\$ -
<b>Total</b>	<b>\$ 3,112,018</b>	<b>\$ 3,421,040</b>	<b>\$ 3,427,751</b>	<b>\$ 3,483,215</b>	<b>\$ 3,598,312</b>



# Value of Your Arkansas City Tax Dollar

**MEDIAN MARKET VALUE OF ARKANSAS CITY HOME:** **\$67,800**

To determine assessed valuation, multiply by 11.5%

$$\$67,800 \times 11.5\% = \mathbf{\$7,797}$$

**ASSESSED VALUATION:** \$ 7,797.00

To determine city tax liability, multiply assessed valuation by published mill levy

$$\$7,797.00 \times 0.07026 = \$547.82$$

**CITY TAX LIABILITY = \$547.82**



## MONTHLY EXPENSE FOR CITY SERVICES

To determine the monthly expense for city services, divide tax liability by 12 months.

$$\$547.82 \text{ divided by } 12 = \$45.65 \text{ / month}$$

$$\$45.65 \text{ divided by } 30 = \$1.52 \text{ / day}$$

**The following list represents a sampling of the City's services provided:**

Police Protection	Street Lighting	Flood Plain/Levee Management
Fire Protection	Emergency Medical Service	Public Library
Community Planning	Cemetery Maintenance	Animal Control Services
Code Enforcement	City Administration	Drug Task Force Services
Building Inspection	Snow Removal	Cowley County Crime Stoppers
Street Maintenance	Traffic Control and Marking	
Park Maintenance	Public Parking	
Veterans Pond	Right of Way Management	
Paris Park Pool	Municipal Improvements	

**For comparison purposes, the following items denote common monthly expenses for an Arkansas City family:**

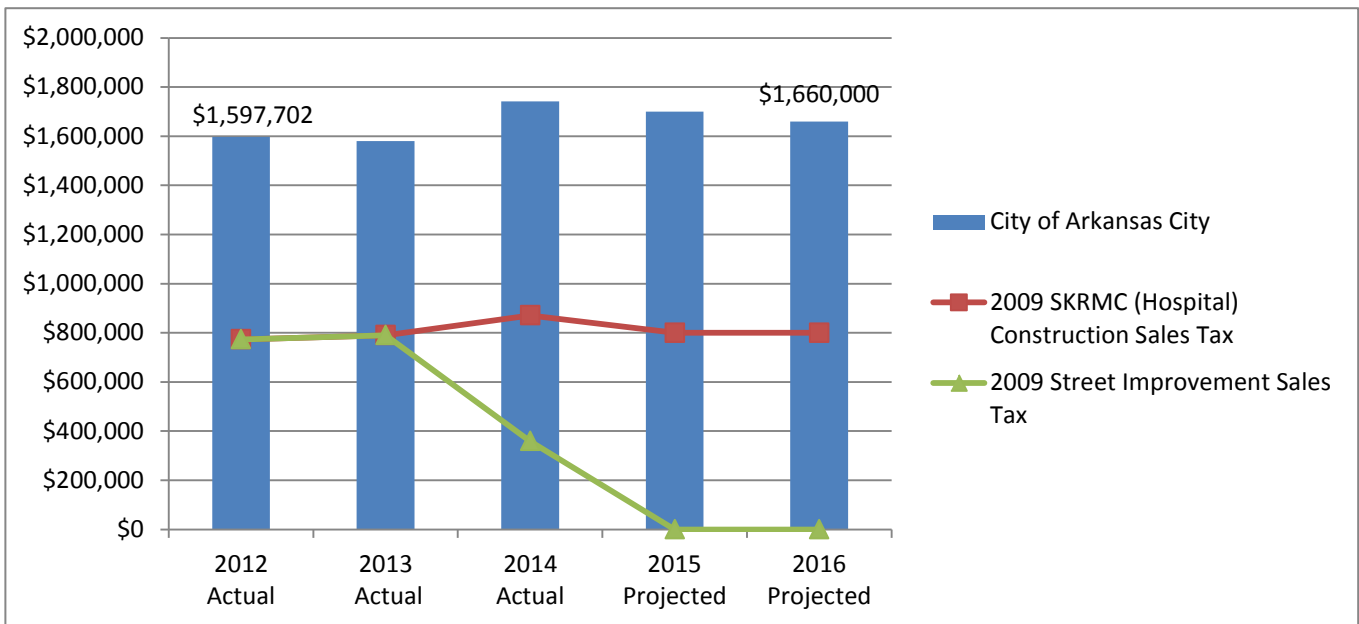
A 15 gallon tank of unleaded self-service fuel at \$2.50/gallon would cost \$37.50

Digital cable television, high speed internet and cell phone service will cost the consumer \$130.00 per month, before taxes.

Groceries for a family of four will cost the consumer \$440.00 per month.

# Sales Tax Collection

	2012 Actual	2013 Actual	2014 Actual	2015 Projected	2016 Projected
<b>City of Arkansas City</b>	\$1,597,702	\$1,579,948	\$1,741,521	\$1,700,000	\$1,660,000
<b>2009 SKRMC (Hospital) Construction Sales Tax</b>	\$773,371	\$789,974	\$870,684	\$800,000	\$800,000
<b>2009 Street Improvement Sales Tax</b>	\$773,371	\$789,974	\$359,574	\$0	\$0
<b>Total Sales Tax Revenue</b>	\$3,144,445	\$3,159,896	\$2,971,779	\$2,500,000	\$2,460,000





# SHORT TERM FACTORS AND FUND OVERVIEW

---



-THIS PAGE INTENTIONALLY LEFT BLANK -



## Short Term Factors and Funds Overview

### BUDGET APPROACH

The following guiding principles and commission priorities are reflected throughout the recommended budget:

- Return to the Core Functions of the City.
- Address infrastructure needs.
- Increase professional training for employees.
- Improve financial management of the City.
- Maintain the current mill levy.

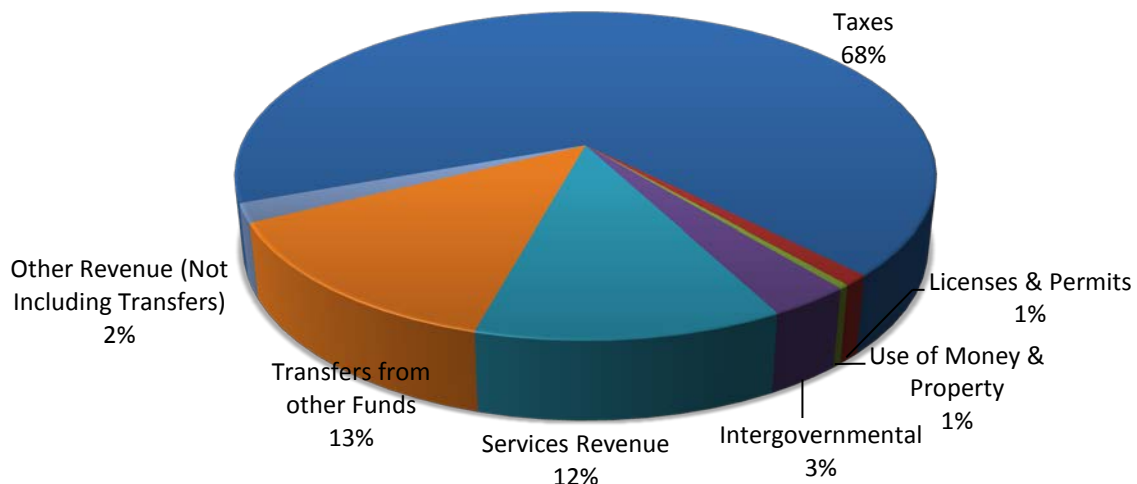
The 2016 Budget reflects months of analysis and meetings with the management team. The decisions reflected in our expenses are not designed to be the final word, but rather a guiding document for the upcoming year.

### BUDGET FACTS

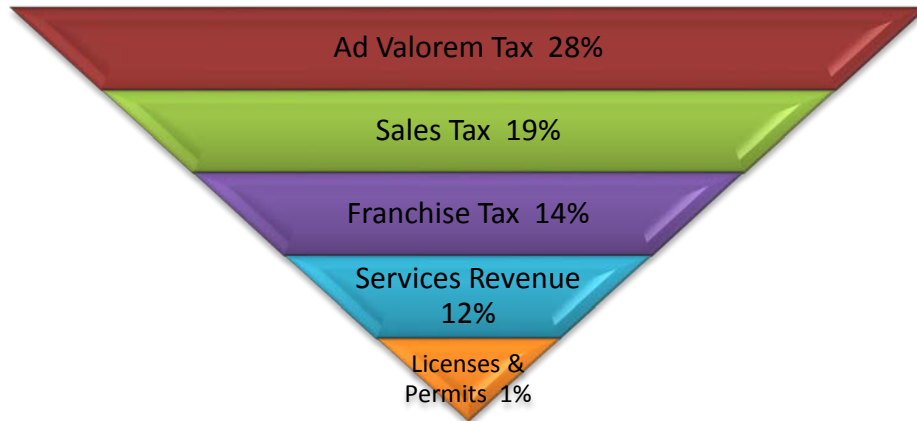
#### *Revenue Projection Assumptions*

Revenue projections are the first, and perhaps, most critical step in the budget process. The City Treasurer and Finance Director work in conjunction with the City Manager to effectively produce reasonable and accurate assumptions. Each revenue is evaluated separately to understand historical trends, flow patterns, and upcoming changes that might influence an increase or decrease. If there was a gap between projected and actual revenues, the team works to find the variable change and correct it for future projections. Only revenues that are reasonably expected to be realized during the fiscal year are included. The General Fund is the largest City fund and pays for the majority of basic municipal functions. For that reason, the General Fund will be the primary focus of this analysis.

### FY2016 General Fund Revenues

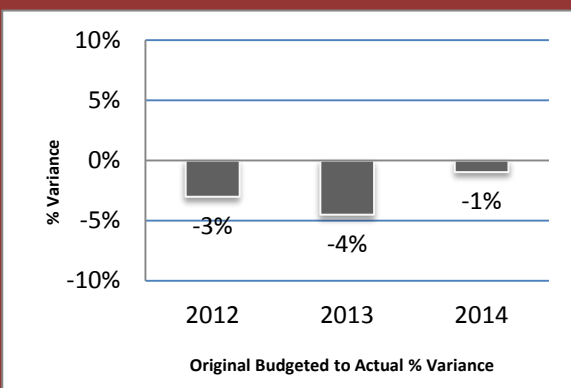


**Major Revenue Sources represent  
74% of total revenues.**



**It is the goal of the Arkansas City Budget Team to be within a 5% variance between budgeted and actual numbers.**

Ad Valorem Forecast Performance



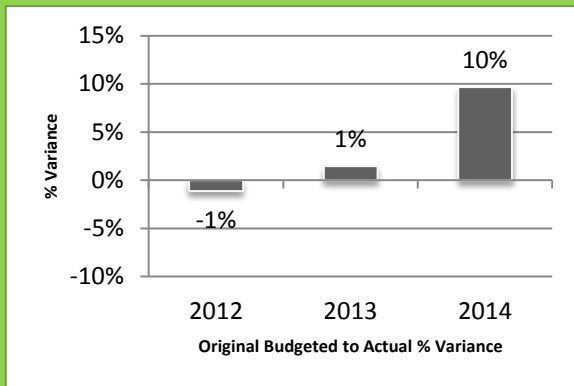
**Ad Valorem Tax**

Ad Valorem tax is a levy imposed on our tax payers to fund various public expenditures. Essentially, it is how the gap between proposed revenues and expenses is filled.

The assessed valuation as of July 1<sup>st</sup>, adjusted for estimated appeals, is used as a basis for the forecast of property tax revenue. Arkansas City's estimated valuation for the 2016 budget year is \$51,385,767. This is a slight increase over the 2015 budget year by approximately \$618,000.

Taxes levied are based on a tax rate per \$1000 of valuation. General Fund ad valorem revenue is expected to increase slightly from \$2,219,696 in 2015 to \$2,500,158 in 2016 with a projected mill levy rate of 48.655 mills. A 97.8% collection rate has been assumed based on historical trend.

### Sales Tax Forecast Performance



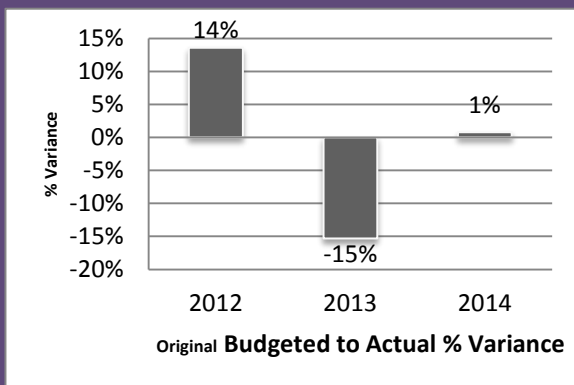
### **Sales Tax**

Arkansas City receives sales tax revenue from two different levies, a Hospital Improvement Sales Tax of ½% and a city-wide 1% sales tax which is allocated into the general fund for police and fire protection as set by Arkansas City ordinance.

In addition to our local sales tax, the State of Kansas levies a 6.5% sales tax and Cowley County levies a ¼% sales tax for the financing of the Cowley County Emergency Communications/South Annex Renovation project. Arkansas City Commissioners also approved a 1% special Community Improvement District (CID) sales tax in April 2015 for the Summit Plaza development.

Sales tax collections were down 6% in 2014 over 2013 due to the drop off of the .5 % Street Improvement Sales Tax that expired March 31, 2014. For 2016, sales tax is expected to remain relatively consistent with 2015 and is budgeted at \$2,460,000.

### Franchise Fee Forecast Performance



### **Franchise Fees**

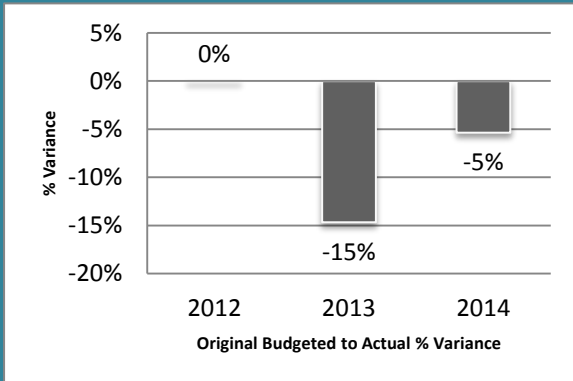
Arkansas City receives franchise fees from four local utility services. Kansas Gas Service (KGS), AT&T Telecommunications, Cox Communications, and Westar Energy.

Staff develops estimates of franchise fees based on trends from current receipts and projected changes to the corresponding utility rates. The only fund receiving franchise fees is the general fund.

AT&T franchise fees continue to decrease due to the rising number of consumers that are using cell phones only and no longer have land line phones at their residence.

Franchise fees are projected to increase approximately \$80,000 from 2015 to 2016 for a total of \$1,225,000. This increase is based on a projected rate increase from Westar Energy.

### Services Revenue Forecast Performance



### *Services Revenue*

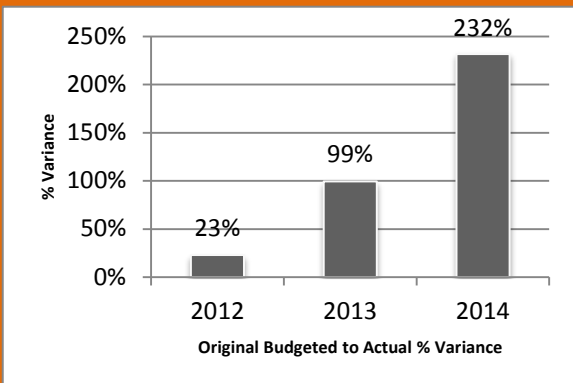
Revenue generated from services the city provides is accounted for within this category.

These charges for services include:

- Ambulance Service
- County Ambulance Service (Agreement)
- Police Court Fines
- Incarceration Fees
- Diversions
- Court Bonds
- Probation Fees
- Cemetery Lot Sales

For 2016, these revenues are projected to increase by approximately \$48,000 over 2015 for a total of \$1,070,561.

### Licenses and Permits Forecast Performance



### *Licenses and Permits*

Building permits are issued to qualified individuals and companies to do repairs, remodels, new construction or demolitions. The costs of permits are based on the estimated cost of the project or a set fee, depending on the type of project. The bulk of permit revenue is from building permits.

License revenue arises from the City's regulation of certain activities (e.g., plumber, electrician). A person or organization pays a license fee to engage in the activity for a specified period. The most common licenses and permits are electrical and plumbing. These licenses are required to be renewed every two years. A complete fee structure is available in the Comprehensive Fee Schedule on the city's website at [www.arkcity.org](http://www.arkcity.org)

\*In 2014 Creekstone Farms had to rebuild due to a structure fire. That permit alone was \$151,415 reflected in the large increase above.

\*New home construction has increased slightly since 2014. In 2015 there have been 5 houses and 6 duplexes built for a total value of \$865,000 as of October 1st. 2016's outlook continues to remain consistent with 2015.

These items are often times hard to budget for, as they tend to fluctuate and show little consistency from year to year. For that reason, the budget team takes a conservative approach to each of these revenues.

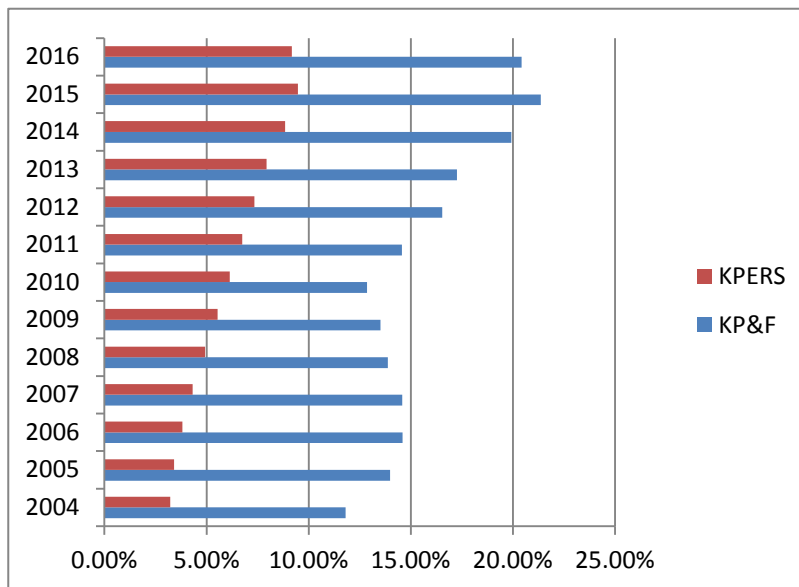
2016 projections are estimated to be \$93,482. This is a \$35,568 increase over 2015 due to 2016 being a license renewal year.

### ***Expenditure Projection Assumptions***

- **Staffing.** Staffing is anticipated to stay consistent at approximately 137 authorized and budgeted full-time equivalencies.
- **Employer Health and Dental Contributions.** Health and dental insurance costs are anticipated to come back from our providers at a decreased premium rate for 2016. However, due to increasing costs for service expected from the federal changes in healthcare law, the City anticipates increases in the future. We are currently utilizing Blue Cross Blue Shield and Delta Dental for our health benefits provision.
- **Capital Projects.** Infrastructure planning and completion for several projects have been programmed into this budget. Scheduled projects include: the water treatment plant, water meter replacement, and a major street improvement project (utilizing the 2009 Street Improvement Sales Tax). Commission and community direction will help determine the pace of these projects. Please see upcoming CIP projects list for more information. The capital improvement program includes a number of ongoing programs and one-time projects to perform regular maintenance on infrastructure and to replace those assets that have reached the end of their useful lives.
- **Equipment.** For 2016, the City has budgeted funds for equipment replacement with most being accounted for in the public works department. Available resources and priority will always dictate what pieces of this plan are funded.
- **Fuel Costs.** Fuel costs are expected to remain relatively flat. The 2016 costs are budgeted at \$299,050.
- **Debt Service.** Debt service is anticipated to decrease slightly from \$1,326,318 to \$1,100,000 in 2016. This includes the retirement of General Obligation Bond Series 2005, which will be paid in full after the December 1, 2015 payment.
- **Employee Wages.** A 2% COLA has been included in the 2016 budget. Opportunity for merit increases in employee wages has also been budgeted for the 2016 budget year. The 2015 budget year to date has had an average merit increase of 2.95%.
- **KPERS/KP&F.** KPERS and KP&F, pension plans mandated by the state, continue to strain our budget capabilities when it comes to personnel management. KP&F (police and fire), however, is projected to decrease from \$534,860 in 2015 to \$523,081 in 2016. These rates are affected not only by how many retirements and disability claims we contribute to the pool, but also by an aging workforce that is retiring in mass. Employer contributions have increased more than compared to the increase for the employee. Please refer to the following chart for a history of our rates.

\*KPERS rates shown are the employer rate and do not include additional death and disability rates.

	KP&F	KPERS
Year	Rate (%)	Rate (%)
2004	11.81	3.22
2005	13.99	3.41
2006	14.60	3.81
2007	14.58	4.31
2008	13.88	4.93
2009	13.51	5.54
2010	12.86	6.14
2011	14.57	6.74
2012	16.54	7.34
2013	17.26	7.94
2014	19.92	8.84
2015	21.36	9.48
2016	20.42	9.18





## Funds

Governmental Accounting Standards Board (GASB) requires governments reporting in accordance with Generally Accepted Accounting Principles (GAAP) to report information about their most important, or “major” funds individually and their “nonmajor” funds in aggregate by fund type. A major fund is defined as the General Fund and funds whose revenues, expenditures/expenses, assets, or liabilities (excluding extraordinary items) are at least 10 percent of corresponding totals for all governmental or enterprise funds and at least 5 percent of the aggregate amount for all governmental and enterprise funds.

Kansas Statutes allows a waiver from reporting financial statements and reports according to GAAP. The City of Arkansas City has approved the GAAP waiver and reports their financial statements in accordance with the regulatory basis compliance of the cash-basis and budget laws as stated in Kansas Municipal Audit and Accounting Guide (KMAAG).

However, if the City was reporting in accordance with GAAP, our major funds are followed by an \*.

The City maintains the following funds used to provide City services and shows the relationship between functional units:

General Fund*	Special Revenue	Capital Project	Enterprise	Debt Service
<ul style="list-style-type: none"> <li>•City Manager</li> <li>•City Attorney</li> <li>•City Clerk/ Court Clerk</li> <li>•Human Resources</li> <li>•Finance</li> <li>•Fire/EMS</li> <li>•Police</li> <li>•Neighborhood Services</li> <li>•Parks &amp; Facilities</li> <li>•Streets</li> <li>•Paris Park Pool</li> <li>•Riverview Cemetery</li> <li>•Northwest Community Center</li> <li>•Senior Center</li> </ul>	<ul style="list-style-type: none"> <li>•Special Recreation</li> <li>•Special Street &amp; Highway</li> <li>•Tourism</li> <li>•Special Alcohol</li> <li>•Public Library</li> <li>•Special Law Enforcement Trust</li> <li>•Hospital Improvement</li> <li>•Street Improvement*</li> </ul>	<ul style="list-style-type: none"> <li>•Capital Improvement</li> </ul>	<ul style="list-style-type: none"> <li>•Stormwater</li> <li>•Water*</li> <li>•Sewer*</li> <li>•Sanitation*</li> </ul>	<ul style="list-style-type: none"> <li>•Bond &amp; Interest*</li> </ul>

Fund	Description
General Fund	The General Fund is the largest City fund and pays for the majority of basic municipal functions. The City Commission was asked to approve a \$9,460,748 General Fund budget for 2016, up from the \$9,071,072 budgeted in 2015. The General Fund collects all general revenues and pays the majority of City salaries. Approximately sixty-seven percent of the general fund is used on personnel expenditures.
Bond and Interest	This fund is used to make principal and interest payments to retire City debt. Total expenditures in 2016 are budgeted at \$1,100,000, which is a decrease from 2015 estimates of \$1,345,950 due to the retirement of our 2005 GO Bond.
Special Street and Highway Fund	The revenue for this fund is from the state gasoline tax. These monies are required by statute to be used specifically for construction and rehabilitation of City roadways. Total 2016 spending is budgeted at \$450,000.
Stormwater Fund	The Stormwater Fund operates and maintains the Stormwater system which consists of catch basins, pipes, culverts, and open channels. This fund is supported by charges for service and transfers from the Sewer Fund. It is budgeted at \$307,107 for 2016.
Water Fund	This fund is budgeted at \$4,860,334 in 2016 and is supported by fees and charges for services by the water utility. This fund pays for wages and operating expenses which are incurred in the Environmental Services Division. This fund continues to pay for the KDHE Loan for water supply lines to Patterson Park. No change is anticipated for water receipts.
Sewer Fund	Staff expects the carry over cash in this fund to increase in 2016 to \$1,878,978. In the long term, changes in our wastewater management will be a necessity as federal regulations are going to force us to look at major infrastructure and opening changes in this fund.

Sanitation Fund	Staff is doing some analysis and looking into the possibility of introducing curbside recycling in 2016. The revenues in this fund are expected to remain flat.
Library Fund	This fund is used to account for the operations of the Library, funded primarily by property tax that remains steady from year to year. This fund is governed by charter ordinance and is capped at a maximum of 6 mills.
Tourism Fund	This fund receives transient guest tax receipts from a 6% guest tax. These dollars will continue to be used for tourism as mandated by state statute.

**USE OF FUND RESERVES.** It is important to remember that much of these reserves are established to address immediate and dramatic fiscal difficulties. To address such emergencies, the budget includes contingency appropriation for crisis events trickled throughout several funds. Our goal is to increase our fund reserves over the next 5 years to appropriate levels. This will not happen overnight, but it is a true need and goal. In order for this to come to fruition, our organization will need to continue to exercise fiscal frugality.

-THIS PAGE INTENTIONALLY LEFT BLANK -

# LONG RANGE FINANCIAL PLANNING AND CAPITAL IMPROVEMENTS

---



-THIS PAGE INTENTIONALLY LEFT BLANK -

## Long Range Financial Planning and Capital Improvements

Long-term financial planning combines financial forecasting with planning for the future. The City's process considers future scenarios internally through infrastructure analysis both fiscal and physical as well as legislative changes at the state and federal levels that are often beyond local control. The City's long term planning includes three year revenue projections completed in the spring of each year. In the budgeting process the City requires each department to submit a three year budget for planning purposes and also asks for a contingency budget in the event major cuts need to be implemented. The City requires this contingency budget to equal 90% of total spending in the proposed budget. In the event that the City had to implement expenditure reduction plans, each department would be treated uniquely, focusing on the needs of the whole organization rather than applying across the board cuts.

The number one link to long range planning is the capital expenditure plans of the City. The City exercises two plans regularly—a Capital Improvement Plan as well as an Equipment Replacement Plan. These are both fluid documents. The 10- year Capital Improvement Plan is included in this budget presentation and the Equipment Replacement Plan is available at City Hall.

The Capital Improvement Plan (CIP) outlines the expenditures for future capital projects and the corresponding revenues to pay for those expenditures. The project's purpose must be to repair, restore, or rehabilitate existing public facilities and cross multiple years to be eligible for the CIP, as governed by Kansas State statute 12-1,118.

The CIP is a financial planning document, not a commitment for spending. Construction costs are estimates and are reviewed and further refined each year. Spending authorization is given only at the time the City Commission formally adopts the budget, and at that time funds are only appropriated for the following fiscal year. Each project is approved by City Commission prior to awarding a bid. Information is shown in subsequent years to provide the most comprehensive snapshot for the next five years of all the known future capital projects for the City of Arkansas City.

Below is a table that highlights some of the major CIP Projects that are coming up for the City of Arkansas City, followed by a ten year capital improvement plan by department, and the capital outlay expenditures included in the 2016 budget.

**Future major capital improvement projects include:**

Project	Year(s)	Description	Projected Cost	Funding Source
Implementation of water meter replacement project	2014, 2015, 2016	This project is expected to have no change in personnel costs for 2016. The water loss ratio for 2014 was 32%. This means that some of the water is escaping undetected through meters or in the system as a whole. The new meter system will help detect where that water is leaking from. This project will be implemented in three phases, with completion in 2016.	\$ 1,600,000	Water Fund
Final design/construction of the new water treatment facility and supporting infrastructure	2015, 2016	This plant will save personnel dollars as well as chemical costs. By implementing a more efficient plant, the water plant will, over the long run, save the customer money not only on their water bill over the next 50 years, but also on the wastewater part of the bill as chlorides will be reduced—a problem that will have to be addressed on the wastewater plant if not on the water plant.	\$ 22,000,000	Water Fund/KDHE Loan
Develop plan for Summit Street reconstruction and improvements (Kansas Ave. to Radio Lane)	2016	This plan is to exercise the use of the street improvement sales tax dollars. This would be a major project that will require community cooperation. One main part of this project would be the re-location of utilities underground hopefully providing better services to citizens in that area.	\$ 3,500,000	Street Improvement Fund
Continued waterline and sewer line testing and replacement	2015, 2016, 2017	The City is scheduled to replace 2 miles of waterline by 2017. This is designed to significantly improve water quality for customers and will save money in mobilization costs of the contractor rather than spreading the cost over multiple years.	\$ 1,500,000	Water Fund
Develop plan for east water tower and redundant waterline serving east Arkansas City	2017	This project is designed to increase water pressure zones in the east part of the community. Additionally, this will provide a second line to this area for future fire risks.	\$ 1,750,000	Water Fund/KDHE Loan
Water Well Upgrades	2017-2024	This project is designed to upgrade our existing 10 water wells. One well will be upgraded per year at \$250,000 per year.	\$ 2,500,000	Water Fund/KDHE Loan
Wastewater Treatment Plant Upgrades	2017-2020	Upgrades to the Wastewater Treatment Facility will be necessary to meet new regulatory requirements for nutrient reduction.	\$ 20,000,000	Sewer Fund/KDHE Loan
Replace Elevator Control Box	2016	This will include a new control box and some minor car upgrades.	\$ 92,000	General Fund
<b>Total</b>			<b>\$ 52,942,000</b>	



City of Arkansas City Capital Improvement Plan-Fire Department														
Item No.	Project	Project Date	Amount	2016	2017	2018	2019	2020	2021	2022	2023	2024	2025	
Fire Department	1	South Overhead bay doors (6)	2016	\$ 26,000	\$ 26,000									
	2	Apparatus bay renovation	2016	\$ 18,000	\$ 18,000									
	3	Station Roof Replacement	2017	\$ 120,000		\$ 120,000								
	4	Kitchen/Bath room renovation	2018	\$ 10,000		\$ 10,000								
			\$ 174,000	\$ 44,000	\$ 120,000	\$ 10,000	\$ -	\$ -	\$ -	\$ -	\$ -	\$ -	\$ -	
City of Arkansas City Capital Improvement Plan-Police Department														
Item No.	Project	Project Date	Amount	2016	2017	2018	2019	2020	2021	2022	2023	2024	2025	
Police Department	1	Roof replace	2017	\$ 50,000		\$ 50,000								
	2	Remodel former dispatch for records	2016	\$ 3,000	\$ 3,000									
	3	Remodel K9 office as evidence processing room	2015	\$ 3,000	\$ 3,000									
	4	Evidence room upgrades for CALEA	2016-2018	\$ 31,000	\$ 3,000	\$ 20,000	\$ 8,000							
	5	Replace building generator	2023	\$ 23,000							\$ 23,000			
	6	Replace metal door and siding evidence room	2016	\$ 6,000										
	7	Mitigate termite damage S/W door	2016	\$ 1,000	\$ 1,000									
	8	Remove/replace front fascia on building	2019	\$ 10,000				\$ 10,000						
			\$ 101,000	\$ 10,000	\$ 70,000	\$ 8,000	\$ 10,000	\$ -	\$ -	\$ -	\$ 23,000	\$ -	\$ -	
City of Arkansas City Capital Improvement Plan-Parks & Facilities Division														
Item No.	Project	Project Date	Amount	2016	2017	2018	2019	2020	2021	2022	2023	2024	2025	
Parks and Facilities	1	Agri. Bldg. roof	2016	\$ 95,000	\$ 95,000									
	2	Senior Center	2016	\$ 5,000	\$ 5,000									
	3	NWCC roof	2016	\$ 25,000	\$ 25,000									
			\$ 125,000	\$ 125,000	\$ -	\$ -	\$ -	\$ -	\$ -	\$ -	\$ -	\$ -	\$ -	
City of Arkansas City Capital Improvement Plan-Water														
Item No.	Project	Project Date	Amount	2016	2017	2018	2019	2020	2021	2022	2023	2024	2025	
Water Department	1	Waterline Replacement Projects	2016	\$ 500,000	\$ 500,000									
	2	Waterline Replacement Projects	2017	\$ 500,000		\$ 500,000								
	3	AMI Meter System (Sensus)	2016	\$ 600,000	\$ 600,000									
	4	Water Treatment Plant Design	2016	\$ 1,700,000	\$ 1,300,000	\$ 400,000								
	5	Water Treatment Plant Construction	2016	\$ 17,500,000	\$ 17,500,000									
	6	Water Well Upgrades	2016	\$ 250,000	\$ 250,000									
	7	Water Well Upgrades	2017	\$ 250,000		\$ 250,000								
	8	Water Well Upgrades	2018	\$ 250,000		\$ 250,000								
	9	Water Well Upgrades	2019	\$ 250,000			\$ 250,000							
	10	Water Well Upgrades	2020	\$ 250,000				\$ 250,000						
	11	Water Well Upgrades	2021	\$ 250,000					\$ 250,000					
	12	Water Well Upgrades	2022	\$ 250,000						\$ 250,000				
	13	Water Well Upgrades	2023	\$ 250,000							\$ 250,000			
	14	Water Well Upgrades	2024	\$ 250,000								\$ 250,000		
	15	Water Well Upgrades	2025	\$ 250,000									\$ 250,000	
	16	East Water Tower	2017	\$ 900,000		\$ 900,000								
	17	Chestnut Booster Pump Station	2018	\$ 250,000		\$ 250,000								
	18	Bryant Booster Pump Station	2019	\$ 400,000				\$ 400,000						
			\$ 24,850,000	\$ 20,150,000	\$ 2,050,000	\$ 500,000	\$ 650,000	\$ 250,000	\$ 250,000	\$ 250,000	\$ 250,000	\$ 250,000	\$ 250,000	
City of Arkansas City Capital Improvement Plan-Wastewater														
Item No.	Project	Project Date	Amount	2016	2017	2018	2019	2020	2021	2022	2023	2024	2025	
WASTE WATER	1	Downtown Sewer Replacement / Repair	2016	\$ 500,000	\$ 500,000									
	2	Wastewater Treatment Plant Design	2017	\$ 1,200,000		\$ 1,200,000								
	3	Wastewater Treatment Plant Upgrades	2018	\$ 20,000,000		\$ 20,000,000								
	4	Goff Industrial Park Interceptor Sewer	2016	\$ 150,000	\$ 150,000									
	5	Digester Cover and Blower Replacement	2016	\$ 200,000	\$ 200,000									
	6	Final Clarifier Rehabilitation	2016	\$ 450,000	\$ 450,000									
	7	Waste Water Treatment Plant Engineering Study	2016	\$ 250,000	\$ 250,000									
	8	Edna Lift Station Rehabilitation	2020	\$ 50,000				\$ 50,000						
	9	Spring Hill Lift Station Rehabilitation	2021	\$ 50,000					\$ 50,000					
	10	Ag Lift Station Rehabilitation	2022	\$ 50,000						\$ 50,000				
	11	Country Club Estates Lift Station Rehabilitation	2023	\$ 50,000							\$ 50,000			
	12	Patterson Park Lift Station Rehabilitation	2024	\$ 20,000								\$ 20,000		
	13	Manhole / Sanitary Sewer Rehabilitation	2016	\$ 250,000	\$ 250,000									
	14	Manhole / Sanitary Sewer Rehabilitation	2017	\$ 250,000		\$ 250,000								
	15	Manhole / Sanitary Sewer Rehabilitation	2018	\$ 250,000		\$ 250,000								
	16	Manhole / Sanitary Sewer Rehabilitation	2019	\$ 250,000			\$ 250,000							
	17	Manhole / Sanitary Sewer Rehabilitation	2020	\$ 250,000				\$ 250,000						
	18	Manhole / Sanitary Sewer Rehabilitation	2021	\$ 250,000					\$ 250,000					
	19	Manhole / Sanitary Sewer Rehabilitation	2022	\$ 250,000						\$ 250,000				
	20	Manhole / Sanitary Sewer Rehabilitation	2023	\$ 250,000							\$ 250,000			
	21	Manhole / Sanitary Sewer Rehabilitation	2024	\$ 250,000								\$ 250,000		
	22	Manhole / Sanitary Sewer Rehabilitation	2025	\$ 250,000									\$ 250,000	
			\$ 25,470,000	\$ 1,800,000	\$ 1,450,000	\$ 20,250,000	\$ 250,000	\$ 300,000	\$ 300,000	\$ 300,000	\$ 300,000	\$ 270,000	\$ 250,000	

City of Arkansas City Capital Improvement Plan-Stormwater														
Item No.	Project	Project Date	Amount	2016	2017	2018	2019	2020	2021	2022	2023	2024	2025	
STORMWATER	1	Levee Certification	2018	\$ 250,000		\$ 250,000								
	2	Mill Canal Pump Replacement	2018	\$ 175,000		\$ 175,000								
	3	Madison Underpass Pump Replacement	2020	\$ 50,000				\$ 40,000						
	4	Chestnut Underpass Pump Replacement	2022	\$ 50,000					\$ 40,000					
	5	9th St. Pump Replacement	2024	\$ 50,000								\$ 40,000		
	6	Trash Screen Structure in Mill Canal	2016	\$ 50,000	\$ 50,000									
	7	Low-water crossing structure (McFarland)	2016	\$ 75,000	\$ 75,000									
	8	Mill Canal Cleaning & Rehabilitation	2020	\$ 100,000				\$ 100,000						
	9	"C" St. Canal Cleaning & Rehabilitation	2017	\$ 200,000		\$ 200,000								
	10	Inlet / SWS Pipe Rehabilitation	2016	\$ 50,000	\$ 50,000									
	11	Inlet / SWS Pipe Rehabilitation	2017	\$ 50,000		\$ 50,000								
	12	Inlet / SWS Pipe Rehabilitation	2018	\$ 50,000			\$ 50,000							
	13	Inlet / SWS Pipe Rehabilitation	2019	\$ 50,000				\$ 50,000						
	14	Inlet / SWS Pipe Rehabilitation	2020	\$ 50,000					\$ 50,000					
	15	Inlet / SWS Pipe Rehabilitation	2021	\$ 50,000						\$ 50,000				
	16	Inlet / SWS Pipe Rehabilitation	2022	\$ 50,000							\$ 50,000			
	17	Inlet / SWS Pipe Rehabilitation	2023	\$ 50,000								\$ 50,000		
	18	Inlet / SWS Pipe Rehabilitation	2024	\$ 50,000									\$ 50,000	
	19	Inlet / SWS Pipe Rehabilitation	2025	\$ 50,000										\$ 50,000
	20	Levee Certification	2024	\$ 300,000									\$ 300,000	
			\$ 1,800,000	\$ 175,000	\$ 250,000	\$ 475,000	\$ 50,000	\$ 190,000	\$ 50,000	\$ 90,000	\$ 50,000	\$ 390,000	\$ 50,000	
City of Arkansas City Capital Improvement Plan-Streets														
Item No.	Project	Project Date	Amount	2016	2017	2018	2019	2020	2021	2022	2023	2024	2025	
STREETS	1	15 St. Bridge over "C" St. Canal	2016	\$ 400,000	\$ 400,000									
	2	Brick Rehabilitation (100 Block E. Taylor)	2016	\$ 125,000	\$ 125,000									
	3	Brick Rehabilitation (100 Block S. 1st St)	2017	\$ 125,000		\$ 125,000								
	4	Summit St. Mill & Overlay (Walnut to Kansas Ave)	2016	\$ 1,000,000	\$ 1,000,000									
	5	Skyline / 61st Road Improvements	2016	\$ 3,200,000	\$ 3,200,000									
	6	Summit St. Reconstruction (KS Ave to Radio Ln)*	2018	\$ 3,500,000		\$ 3,500,000								
	7	Summit St. Mill & Overlay (Radio Ln to Skyline)	2019	\$ 475,000			\$ 475,000							
	8	Summit St. Mill & Overlay (Madison to S. Bridge)	2017	\$ 750,000		\$ 750,000								
	9	Brick Rehabilitation	2016	\$ 125,000	\$ 125,000									
	10	ADA Sidewalk / C&G Improvements	2016	\$ 25,000	\$ 25,000									
	11	Brick Rehabilitation	2017	\$ 125,000		\$ 125,000								
	12	ADA Sidewalk / C&G Improvements	2017	\$ 25,000		\$ 25,000								
	13	Hike / Bike Trail Extension	2017	\$ 50,000		\$ 50,000								
	14	Brick Rehabilitation	2018	\$ 125,000		\$ 125,000								
	15	ADA Sidewalk / C&G Improvements	2018	\$ 25,000		\$ 25,000								
	16	Brick Rehabilitation	2019	\$ 125,000			\$ 125,000							
	17	Sign Replacement	2019	\$ 25,000			\$ 25,000							
	18	Hike / Bike Trail Extension	2019	\$ 50,000			\$ 50,000							
	19	Brick Rehabilitation	2020	\$ 125,000				\$ 125,000						
	20	Sign Replacement	2020	\$ 25,000				\$ 25,000						
	21	Brick Rehabilitation	2021	\$ 125,000					\$ 125,000					
	22	Sign Replacement	2021	\$ 25,000					\$ 25,000					
	23	Hike / Bike Trail Extension	2021	\$ 50,000					\$ 50,000					
	24	Brick Rehabilitation	2022	\$ 125,000						\$ 125,000				
	25	Sign Replacement	2022	\$ 25,000						\$ 25,000				
	26	Brick Rehabilitation	2023	\$ 125,000							\$ 125,000			
	27	Brick Rehabilitation	2024	\$ 125,000								\$ 125,000		
	28	Brick Rehabilitation	2025	\$ 125,000									\$ 125,000	
			\$ 11,150,000	\$ 4,875,000	\$ 1,075,000	\$ 3,650,000	\$ 675,000	\$ 150,000	\$ 200,000	\$ 150,000	\$ 125,000	\$ 125,000	\$ 125,000	
City of Arkansas City Capital Improvement Plan-Neighborhood Services														
Item No.	Project	Project Date	Amount	2016	2017	2018	2019	2020	2021	2022	2023	2024	2025	
Neighborhood Services	1	Dangerous Structure Demolition	2016	\$ 25,000	\$ 25,000									
	2	Dangerous Structure Demolition	2017	\$ 65,000		\$ 65,000								
	3	Dangerous Structure Demolition	2018	\$ 65,000		\$ 65,000								
	4	Dangerous Structure Demolition	2019	\$ 65,000			\$ 65,000							
	5	Dangerous Structure Demolition	2020	\$ 65,000				\$ 65,000						
	6	Dangerous Structure Demolition	2021	\$ 65,000					\$ 65,000					
	7	Dangerous Structure Demolition	2022	\$ 65,000						\$ 65,000				
	8	Dangerous Structure Demolition	2023	\$ 65,000							\$ 65,000			
	9	Dangerous Structure Demolition	2024	\$ 65,000								\$ 65,000		
	10	Dangerous Structure Demolition	2025	\$ 65,000									\$ 65,000	
			\$ 610,000	\$ 25,000	\$ 65,000	\$ 65,000	\$ 65,000	\$ 65,000	\$ 65,000	\$ 65,000	\$ 65,000	\$ 65,000	\$ 65,000	
City of Arkansas City Capital Improvement Plan-Sanitation														
Item No.	Project	Project Date	Amount	2016	2017	2018	2019	2020	2021	2022	2023	2024	2025	
SANITATION	1	Route Tracking Software/GIS	2016	\$ 50,000	\$ 50,000									
	2	Expand Recycle	2016	\$ 75,000	\$ 75,000									
	3	Curbside Recycle ( Seed Money)	2016	\$ 625,000	\$ 125,000	\$ 125,000	\$ 125,000	\$ 125,000	\$ 125,000					
			\$ 750,000	\$ 250,000	\$ 125,000	\$ 125,000	\$ 125,000	\$ 125,000	\$ -	\$ -	\$ -	\$ -	\$ -	

**Capital Outlay Expenditures 2016**

Account	Department/Division	Item	Amount	Replacing	Industry Standard	Realistic	Model (YR)	Hours/Mileage
				Equipment/Description/ID #				
01-207-7405	Neighborhood Services	Neighborhood Svcs Equipment - Outdoor Warning Sirens	\$ 18,000.00	Outdoor Warning Sirens	N/A	40	1975	N/A
19-541-7403	Sanitation	Sanitation Equipment - Day Cab Semi Tractor	\$ 50,000.00	Ford LTA 9000 Unit 6002	10	18	1993	M-647,471
19-541-7403	Sanitation	Sanitation Equipment - Box Truck	\$ 50,000.00	Ford F350 4x2 Unit 7063	8	15	1993	M-160,123
19-541-7403	Sanitation	Sanitation Equipment - One Ton Flatbed Diesel Truck	\$ 50,000.00	Ford F350 4x2 Unit 6024	8	15	1997	M-38,683
19-541-7405	Sanitation	Sanitation Equipment - Packer Unit	\$ 175,000.00	Sterling 20yd Unit 7041	8	10	2003	M-96,190
19-541-7405	Sanitation	Sanitation Equipment - 72" Mower	\$ 18,000.00	Kubota F2100	8	15	1989	H-3,163
19-541-7405	Sanitation	Sanitation Equipment - Detachable Neck Low Boy Trailer	\$ 57,000.00	Holden 25tn Low Boy Trailer Unit 6086	10	15	1998	N/A
21-542-7405	Streets	Streets Equipment - One Ton Flatbed	\$ 30,000.00	Ford F350 4x2 Unit 6028	8	15	1994	M-71,714
21-542-7405	Streets	Streets Equipment - 72" Mower	\$ 18,000.00	Kubota F2260	8	15	2002	H-2,962
21-542-7405	Streets	Streets Equipment - Shop Power Washer	\$ 12,000.00	Alkota 5151 Pressure Washer	12	12	1988	N/A
21-542-7405	Streets	Streets Equipment - Walk Behind Concrete Saw	\$ 15,000.00	Target 14" Walk Behind Concrete Saw Unit 6085	5	15	1991	N/A
15-544-7405	Stormwater	Stormwater Equipment - 100hp 4x4 Tractor w/15' Batwing Mower	\$ 65,000.00	2001 Massey Ferguson Unit 6165 2001 Schulte 15' Batwing Unit 6045	12	12	2001	H-3,061
16-650-7405	Environmental Services	Environmental Services Equipment - Computer Upgrades	\$ 7,000.00	Computer Upgrades	5	3	2010	N/A
16-651-7405	Water Treatment	Water Treatment Equipment - Well RTU Upgrades	\$ 22,000.00	Upgrade 2 Well RTU's	10	7	1991	N/A
16-651-7405	Water Treatment	Water Treatment Equipment - Bryant Booster Pumps	\$ 20,000.00	Replace 2 Bryant Booster Pumps	7	7	2001	N/A
16-651-7405	Water Treatment	Water Treatment Equipment - Chestnut Booster Station Check Valves	\$8,000	Replace Chestnut Booster Station Check Valves	20	20	1985	N/A
16-653-7403	Distribution	Distribution Equipment - Service Truck w/Utility Bed	\$ 25,000.00	F350 Service Truck w/Utility Bed Unit 1017	8	15	1996	M-136,320
16-653-7405	Distribution	Distribution Equipment - Boom Truck	\$ 115,000.00	Kodiak Truck with Pitman Boom Unit 1012	10	15	1993	M-175,535
16-653-7405	Distribution	Distribution Equipment - Valve Exerciser	\$ 25,000.00	N/A				
16-653-7405	Distribution	Distribution Equipment - Hydraulic Unit	\$ 5,000.00	Hydraulic Power Supply	10	10	1997	H-346
16-653-7405	Distribution	Distribution Equipment - Hydraulic Unit	\$ 5,000.00	Hydraulic Power Supply	10	10	1998	H-270
18-660-7405	Wastewater Treatment	Wastewater Treatment Equipment - Pista Grit Removal System	\$ 200,000.00	N/A	N/A	N/A	N/A	N/A
18-660-7405	Wastewater Treatment	Wastewater Treatment Equipment - Pickup Truck	\$ 25,000.00	Ford F150 Pickup Truck	8	10	1995	M-112854
18-660-7405	Wastewater Treatment	Wastewater Treatment Equipment - RTV w/Sprayer	\$ 18,000.00	N/A	N/A	N/A	N/A	N/A
18-660-7405	Wastewater Treatment	Wastewater Treatment Equipment - Kubota Lawn Mower	\$ 7,000.00	Kubota Lawn Mower	8	15	2012	H-465
18-661-7403	Wastewater Collection	Wastewater Collection Equipment - Ground Penetrating Radar Van	\$ 215,000.00	N/A	N/A	N/A	N/A	N/A
18-661-7403	Wastewater Collection	Wastewater Collection Equipment - Service Truck w/Utility Bed	\$ 35,000.00	F350 Service Truck w/Utility Bed Unit 2049	10	15	1999	M-182,583
18-661-7405	Wastewater Collection	Wastewater Collection Equipment - Lift Station RTU's	\$ 10,000.00	N/A	N/A	N/A	N/A	N/A
18-661-7405	Wastewater Collection	Wastewater Collection Equipment - Easement Machine	\$ 50,000.00	N/A	N/A	N/A	N/A	N/A

01-530-7403	Parks & Facilities	Electrician-Truck	\$ 25,000.00	2001 Ranger	10	15	2001	M-44, 257
01-310-9107	Fire Department	3000 Gallon Tanker (3 Year Lease	\$ 240,000.00	Rural Tanker / International	12	14	1986	M-92,806
01-310-7405	Fire Department	Fire Hose (1000' 5" and 1000' 3")	\$ 10,000.00	1988 and 1990 Hose	10	10	1988 and 1990	N/A
01-310-7405	Fire Department	Portable Radios (Phase 2)	\$ 38,500.00	Portable Radios	8	6	Vertex	N/A
01-421-7502	Police Department	Radios (7 handheld, 4 car radios)	\$ 10,000.00	Portable and in-car radios	8	6	N/A	N/A
01-421-7504	Police Department	Server and (6) Computers	\$ 12,000.00	File Server	3-5	4-5	2008	N/A
01-421-7505	Police Department	Software (Yearly Maintenance for all software)	\$ 45,000.00	N/A	N/A	N/A	N/A	N/A
01-421-7403	Police Department	Fleet Vehicle	\$ 24,000.00	Patrol #3	5	2	2011 Ford Crown Victorian	86,145
01-421-7403	Police Department	Fleet Vehicle	\$ 24,000.00	Patrol #7	5	2	2011 Ford Crown Victorian	98,597
01-421-7403	Police Department	Fleet Vehicle	\$ 24,000.00	K9 Vehicle	5	6	2008 Ford Crown Victorian	94,292
<b>Total</b>			<b>\$ 1,802,500.00</b>					

# CITY DEBT

---



-THIS PAGE INTENTIONALLY LEFT BLANK -

## City Debt Structure

**In short, before all other obligations, the City must pay its debt.** Debt can be an effective tool to finance capital improvements and to smooth out short-term revenue flows; however, its misuse can cause serious financial problems. Even a temporary inability to repay debt can result in loss of credit rating, increased borrowing costs, and loss of autonomy to State and other regulatory bodies.

### Current Indebtedness of the City

The following table lists all of the debt obligations of the City:

### Long-Term Debt Obligations

For Period Ending December 31, 2016

Issue	Date of Issue	Date of Maturity	Original Amount of Issue	Interest Rate	Balance Ending 12/31/2015	FY 2016 Principal	FY 2016 Interest	Balance Ending 12/31/2016
<b>General Obligation Bonds:</b>								
<i>Paid with Tax Levies and Utility Collections</i>								
Series 2005	12/01/2005	12/01/2015	\$ 2,095,000	3.6% - 5.5%	\$ -	\$ -	\$ -	\$ -
Series 2008	09/01/2008	12/01/2018	\$ 2,545,000	2.1% - 4.0%	\$ 890,000	\$ 285,000	\$ 34,445	\$ 605,000
Series 2009	07/01/2009	12/01/2019	\$ 1,950,000	2.5% - 3.7%	\$ 895,000	\$ 210,000	\$ 30,755	\$ 685,000
Series 2013	04/01/2013	12/01/2032	\$ 6,015,000	1.5% - 3.0%	\$ 4,670,000	\$ 455,000	\$ 84,585	\$ 4,215,000
<b>Revenue Bonds:</b>								
<i>Paid with Hospital Collections</i>								
Public Building Commission	09/01/2009	09/01/2038	\$ 23,205,000	4.0% - 7.0%	\$ 21,620,000	\$ 445,000	\$ 1,441,935	\$ 21,175,000
<b>KDHE Loans:</b>								
<i>Paid with Utility Collections</i>								
Kansas Water Supply Loan	11/18/2009	08/01/2030	\$ 1,226,071	3.12%	\$ 398,408	\$ 36,195	\$ 23,923	\$ 362,213
<b>Capital Leases:</b>								
<i>Paid with Tax Levies</i>								
Platform Fire Truck	08/18/2006	02/01/2016	\$ 668,665	4.89%	\$ 80,238	\$ 80,238	\$ 3,978	\$ -
Pumper Fire Truck	09/06/2013	03/06/2023	\$ 587,667	2.82%	\$ 449,463	\$ 54,616	\$ 12,292	\$ 394,846



## Debt Summary of City Debt

K.S.A 10-308 limits the amount of general obligation debt a government entity may issue to 30% of its total assessed valuation. The current debt limitation for the City is \$15,415,730. The City's current debt percentage is 14.83%. The following summarizes certain key statistics with respect to the City's General Obligation debt including the Bonds and excluding the Refunded Notes:

### Debt Summary of City Debt:

Estimated Actual Fair Market Value of Tangible Property (Excluding Exempt Properties)	\$ 330,389,253
Equalized Assessed Valuation of Tangible Valuation (For Computation of Bonded Debt Limitations)	\$ 51,385,767
Legal limitation of Bonded Debt	\$ 15,415,730
Outstanding General Obligation Debt	\$ 7,620,000
Additional Debt Capacity	\$ 7,795,730
Direct & Overlapping Debt	\$ 51,595,000
Population used to calculate Per Capita	12,369
Direct Debt Per Capita	\$ 616.06
Direct and Overlapping Debt Per Capita	\$ 2,688.96
Direct Debt as a Percentage of Assessed Valuation	14.83%
Direct and Overlapping Debt as a Percentage of Assessed Valuation	64.73%
Direct Debt as a Percentage of Actual Fair Market Value	2.31%
Direct and Overlapping Debt as a Percentage of Actual Fair Market Value	10.07%

Taxing Body:	Total Debt		City's Share	
	Amount	Percent	Amount	Per Capita
Cowley County	\$ 3,010,000	22.04%	\$ 663,404	\$ 53.63
USD No. 470	<u>\$40,965,000</u>	60.97%	<u>\$24,976,361</u>	<u>\$ 2,019.27</u>
<b>Total Overlapping Debt</b>	<b>\$43,975,000</b>		<b>\$25,639,765</b>	<b>\$ 2,072.90</b>
City of Arkansas City Direct Debt	<u>\$ 7,620,000</u>	100%	<u>\$ 7,620,000</u>	<u>\$ 616.06</u>
<b>Direct and Estimated Overlapping Debt</b>	<b><u>\$51,595,000</u></b>		<b><u>\$33,259,765</u></b>	<b><u>\$ 2,688.96</u></b>

Description of Indebtedness	Issue Date	Final Maturity	Original	Amount
			Principal Amount	Outstanding at 12/31/2014
G.O. Bonds Series 2005	12/1/2005	12/1/2015	\$ 2,095,000	\$ 250,000
G.O. Bonds Series 2008	9/1/2008	12/1/2018	\$ 2,545,000	\$ 1,160,000
G.O. Bonds Series 2009	7/1/2009	12/1/2019	\$ 1,950,000	\$ 1,095,000
G.O. Bonds Series 2013	4/1/2013	12/1/1932	\$ 6,015,000	<u>\$ 5,115,000</u>
<b>Total</b>				<b><u>\$ 7,620,000</u></b>



## Debt Schedule:

### City of Arkansas City, Kansas

#### Long-Term Debt and Interest for the Next Five Years and in Five Year Increments Through Maturity

	2016	2017	2018	2019	2020	2021-2025	2026-2030	2031-2035	2036-2038	Total
<b>PRINCIPAL</b>										
General Obligation Bonds:										
Series 2008	\$ 285,000	\$ 295,000	\$ 310,000	\$ -	\$ -	\$ -	\$ -	\$ -	\$ -	\$ 890,000
Series 2009	\$ 210,000	\$ 220,000	\$ 230,000	\$ 235,000	\$ -	\$ -	\$ -	\$ -	\$ -	\$ 895,000
Series 2013	\$ 455,000	\$ 470,000	\$ 485,000	\$ 495,000	\$ 515,000	\$ 1,375,000	\$ 600,000	\$ 275,000	\$ -	\$ 4,670,000
Revenue Bonds:										
Public Building Commission	\$ 445,000	\$ 465,000	\$ 490,000	\$ 520,000	\$ 545,000	\$ 3,285,000	\$ 4,550,000	\$ 6,360,000	\$ 4,960,000	\$ 21,620,000
KDHE Loans:										
Kansas Water Supply Loan	\$ 36,195	\$ 37,462	\$ 38,773	\$ 40,130	\$ 41,534	\$ 230,523	\$ 273,791	\$ -	\$ -	\$ 698,408
Capital Leases:										
Platform Fire Truck	\$ 80,238	\$ -	\$ -	\$ -	\$ -	\$ -	\$ -	\$ -	\$ -	\$ 80,238
Pumper Fire Truck	\$ 54,616	\$ 56,168	\$ 57,763	\$ 59,403	\$ 61,090	\$ 160,423	\$ -	\$ -	\$ -	\$ 449,463
<b>TOTAL PRINCIPAL PAYMENT:</b>	<b>\$1,566,049</b>	<b>\$1,543,629</b>	<b>\$1,611,535</b>	<b>\$1,349,533</b>	<b>\$1,162,624</b>	<b>\$ 5,050,947</b>	<b>\$ 5,423,791</b>	<b>\$6,635,000</b>	<b>\$4,960,000</b>	<b>\$29,303,108</b>
<b>INTEREST</b>										
General Obligation Bonds:										
Series 2008	\$ 34,445	\$ 23,758	\$ 12,400	\$ -	\$ -	\$ -	\$ -	\$ -	\$ -	\$ 70,603
Series 2009	\$ 30,755	\$ 24,455	\$ 16,975	\$ 8,695	\$ -	\$ -	\$ -	\$ -	\$ -	\$ 80,880
Series 2013	\$ 84,585	\$ 77,760	\$ 70,710	\$ 63,435	\$ 56,010	\$ 175,018	\$ 91,375	\$ 12,450	\$ -	\$ 631,343
Revenue Bonds:										
Public Building Commission	\$1,441,935	\$1,419,685	\$1,395,505	\$1,369,045	\$1,339,925	\$ 6,143,688	\$ 4,881,750	\$3,072,888	\$ 696,800	\$21,761,220
KDHE Loans:										
Kansas Water Supply Loan	\$ 23,923	\$ 22,657	\$ 21,345	\$ 19,988	\$ 18,584	\$ 70,068	\$ 26,800	\$ -	\$ -	\$ 203,366
Capital Leases:										
Platform Fire Truck	\$ 3,978	\$ -	\$ -	\$ -	\$ -	\$ -	\$ -	\$ -	\$ -	\$ 3,978
Pumper Fire Truck	\$ 12,292	\$ 10,741	\$ 9,146	\$ 7,506	\$ 5,819	\$ 6,849	\$ -	\$ -	\$ -	\$ 52,354
<b>TOTAL INTEREST PAYMENTS</b>	<b>\$1,631,914</b>	<b>\$1,579,056</b>	<b>\$1,526,082</b>	<b>\$1,468,669</b>	<b>\$1,420,338</b>	<b>\$ 6,395,622</b>	<b>\$ 4,999,925</b>	<b>\$3,085,338</b>	<b>\$ 696,800</b>	<b>\$22,803,743</b>
<b>TOTAL PRINCIPAL &amp; INTEREST</b>	<b>\$3,197,963</b>	<b>\$3,122,685</b>	<b>\$3,137,617</b>	<b>\$2,818,202</b>	<b>\$2,582,962</b>	<b>\$11,446,568</b>	<b>\$10,423,716</b>	<b>\$9,720,338</b>	<b>\$5,656,800</b>	<b>\$52,106,852</b>

-THIS PAGE INTENTIONALLY LEFT BLANK -

# FUND SUMMARIES

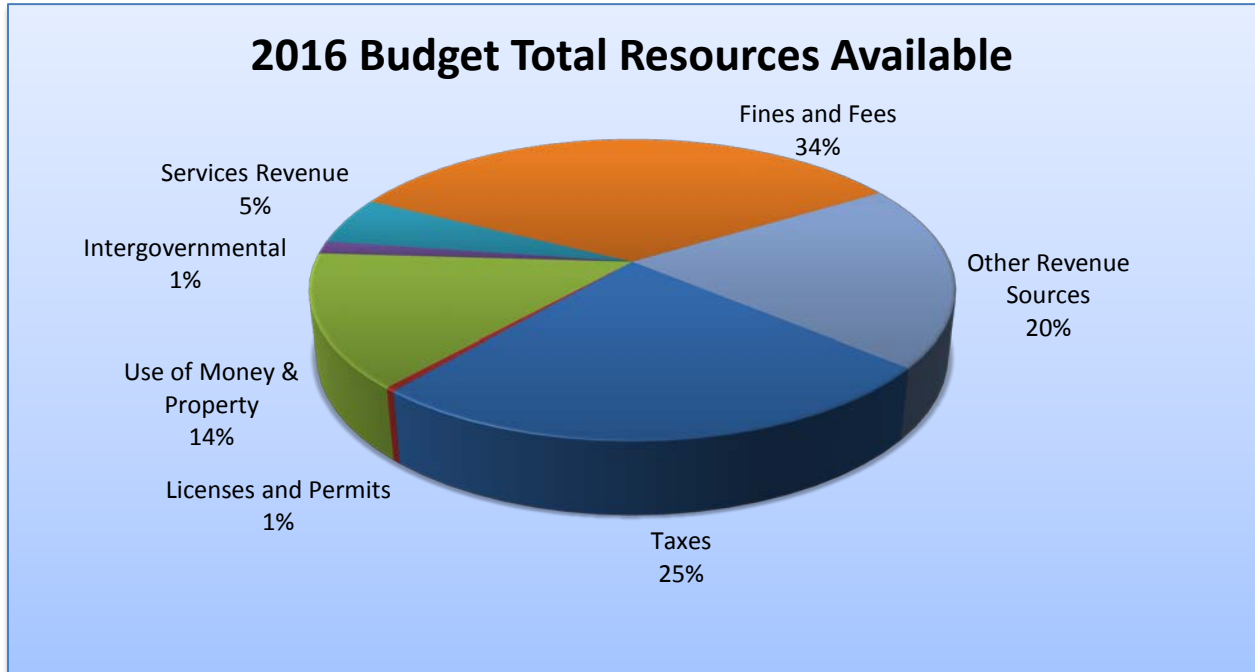
---



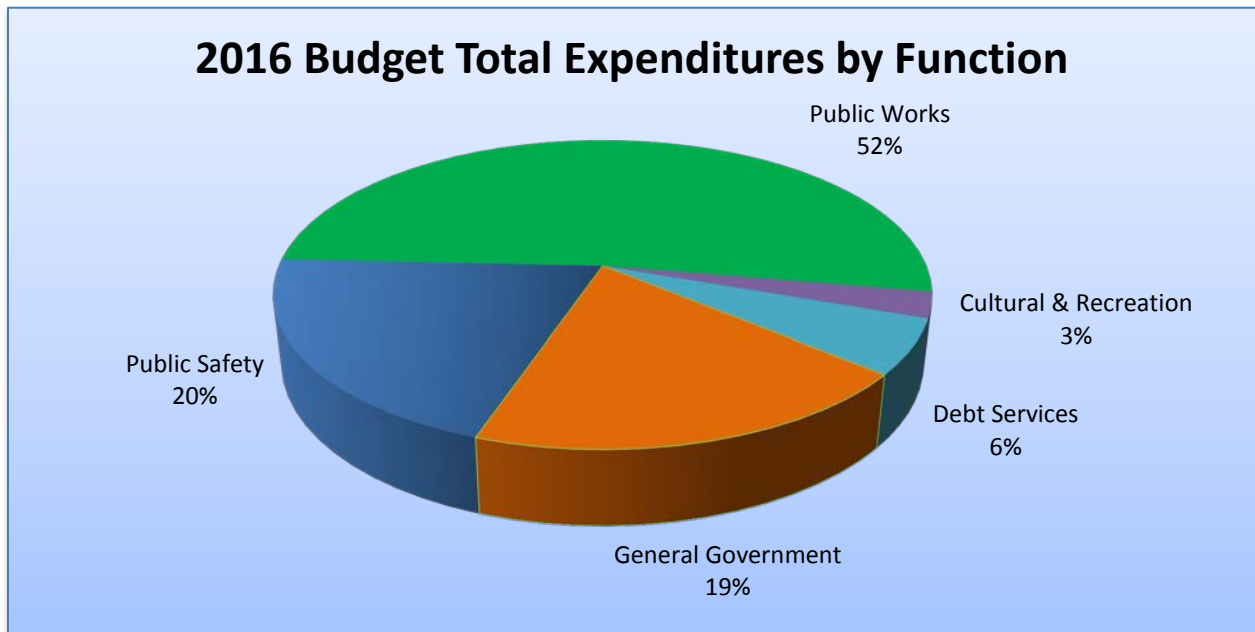
-THIS PAGE INTENTIONALLY LEFT BLANK -

## Revenues and Expenditures

### Where does the money come from?



### Where does the money go?



## Fund Balances

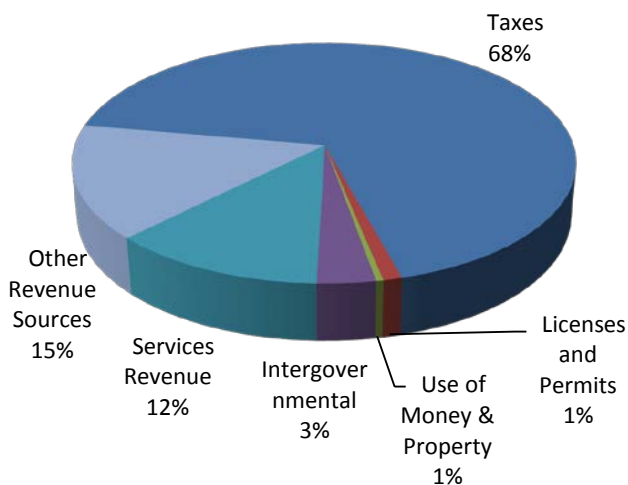
**Fund balances are used to manage the City's ability to withstand unexpected financial emergencies.** Fund balances may also determine the City's ability to manage monthly cash flows or accumulate funds for large-scale purchases without having to borrow. Fund Balances are audited each year. The year end 2015 fund balances are expected to continue to show improved stability for the City. Audited financial statements are available on the City's website.

	Unencumbered Cash Balance Dec. 31, 2013	Unencumbered Cash Balance Dec. 31, 2014
<b>General Fund</b>	<b>472,720</b>	<b>550,307</b>
<b>Special Purpose Funds:</b>		
Special Recreation and Parks	12,662	19,972
Special Street and Highway	345,757	248,296
Tourism	62,211	52,294
Cherokee Strip Museum	-	-
Special Alcohol	57,668	57,375
Library	-	982
Hospital Improvements	430,288	466,968
Street Improvements	1,574,562	1,813,571
Special Law Enforcement Trust	7,753	11,671
Equipment Reserve	325,648	225,648
Public Building Commission	2,336,658	2,342,520
Capital Improvements Reserve	289,074	311,031
<b>Bond and Interest Funds:</b>		
Bond and Interest	270,048	356,960
<b>Business Funds:</b>		
Water Utility	3,559,783	2,931,116
Sewer Utility	1,674,793	2,310,240
Sanitation Utility	515,815	547,126
Stormwater Utility	679,208	496,536
<b>Total Financial Reporting Entity (Excluding Agency Funds)</b>	<b>12,614,649</b>	<b>12,742,611</b>

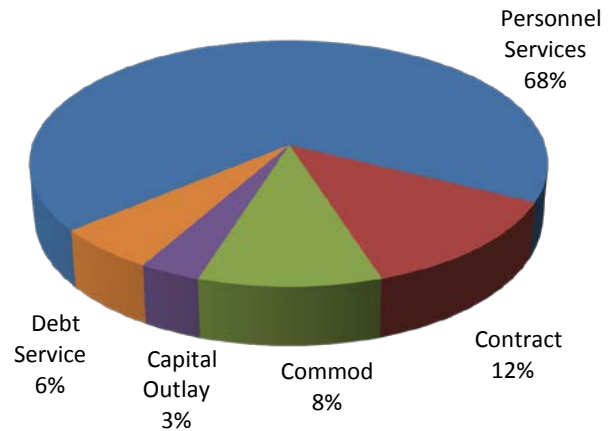
**General Fund- 01  
Fiscal Year 2016**

	ACTUAL 2012	ACTUAL 2013	ACTUAL 2014	BUDGETED 2015	ESTIMATED 2015	BUDGETED 2016
Unencumbered Cash January 1	154,307	215,387	472,720	696,347	550,307	589,211
<b>Receipts:</b>						
Taxes	5,337,031	5,415,194	5,877,251	5,664,444	5,794,194	6,029,073
Licenses and Permits	51,193	87,944	165,502	57,914	95,814	93,482
Use of Money & Property	45,232	36,893	93,951	35,430	35,880	35,596
Intergovernmental	355,745	323,416	474,769	288,600	288,600	288,600
Services Revenue	1,251,431	1,137,143	1,133,645	1,022,646	1,022,646	1,070,561
Fines and Fees	22,770	375	4,761	-	-	-
Other Revenue Sources	1,177,381	1,642,465	421,205	1,327,500	1,300,000	1,354,225
<b>Total Receipts</b>	<b>8,240,782</b>	<b>8,643,430</b>	<b>8,171,084</b>	<b>8,396,534</b>	<b>8,537,134</b>	<b>8,871,537</b>
<b>Total Available</b>	<b>8,395,089</b>	<b>8,858,817</b>	<b>8,643,803</b>	<b>9,092,881</b>	<b>9,087,441</b>	<b>9,460,748</b>
<b>Expenditures:</b>						
Personnel Services	6,064,354	6,007,705	5,689,240	6,294,553	6,069,553	6,477,591
Contractual	860,426	1,024,549	1,252,511	1,038,194	1,013,194	1,197,745
Commodities	713,944	565,873	549,897	745,950	695,950	936,150
Capital Outlay	286,165	401,572	450,544	543,408	488,408	314,262
Transfers	104,280	268,729	179	-	-	-
Debt Service	150,535	117,670	151,125	406,125	231,125	535,000
Cash Reserve	-	-	-	-	-	-
<b>Total Expenditures</b>	<b>8,179,703</b>	<b>8,386,097</b>	<b>8,093,496</b>	<b>9,028,230</b>	<b>8,498,230</b>	<b>9,460,748</b>
Receipts Over(Under) Expenditures	61,079	257,333	77,587	(631,696)	38,904	(589,211)
Unencumbered Cash December 31	215,387	472,720	550,307	64,651	589,211	0

**2016 Receipts**



**2016 Expenditures**



City of Arkansas City, Kansas

		2012 Actual	2013 Actual	2014 Actual	2015 Adopted Budget	2015 Working Budget	2016 Adopted Budget
<b>Fund: 01 - GENERAL FUND</b>							
<b>Category: 500 - Personnel Services</b>							
<a href="#">01-100-5203</a>	Travel/ Meals/ Lodging	217.34	0.00	0.00	0.00	0.00	0.00
<a href="#">01-100-5206</a>	Employee Appreciation	125.00	0.00	0.00	0.00	0.00	0.00
<a href="#">01-201-5100</a>	Full Time Salary	0.00	0.00	0.00	0.00	0.00	0.00
<a href="#">01-201-5103</a>	SS/Medi Taxes	0.00	0.00	0.00	0.00	0.00	0.00
<a href="#">01-201-5113</a>	Unemployment Insurance	0.00	0.00	0.00	0.00	0.00	0.00
<a href="#">01-201-5114</a>	Workers Comp	0.00	0.00	0.00	0.00	0.00	0.00
<a href="#">01-201-5203</a>	Travel/ Meals/ Lodging	102.98	2,413.47	604.46	5,000.00	5,000.00	4,000.00
<a href="#">01-201-5204</a>	Training/Seminars/Conferences	0.00	900.00	720.00	2,500.00	2,500.00	1,500.00
<a href="#">01-201-5205</a>	Dues/Memberships	2,594.00	5,160.91	3,997.23	5,500.00	5,500.00	5,000.00
<a href="#">01-201-5206</a>	Employee Appreciation	0.00	14,105.22	11,613.30	15,000.00	15,000.00	14,000.00
<a href="#">01-203-5100</a>	Full Time Salary	46,738.79	244,433.78	249,183.87	295,287.00	295,287.00	298,902.00
<a href="#">01-203-5101</a>	Part Time Salary	0.00	0.00	0.00	0.00	0.00	0.00
<a href="#">01-203-5102</a>	Overtime Salary	297.75	275.45	186.82	1,000.00	1,000.00	2,500.00
<a href="#">01-203-5103</a>	SS/Medi Taxes	3,470.28	17,875.00	18,219.67	22,590.00	22,590.00	22,943.00
<a href="#">01-203-5105</a>	Retirement	427.40	0.00	0.00	0.00	0.00	0.00
<a href="#">01-203-5106</a>	KPERS	3,830.32	21,246.93	23,946.01	30,504.00	30,504.00	30,530.00
<a href="#">01-203-5111</a>	Life Insurance	29.50	144.73	141.75	171.00	171.00	171.00
<a href="#">01-203-5112</a>	Medical/Dental Insurance	5,716.12	33,445.47	31,647.17	37,937.00	37,937.00	34,475.00
<a href="#">01-203-5113</a>	Unemployment Insurance	260.19	1,345.89	218.85	1,625.00	1,625.00	1,650.00
<a href="#">01-203-5114</a>	Workers Comp	79.74	866.95	6,381.78	644.00	644.00	664.00
<a href="#">01-203-5201</a>	Staffing Services	0.00	0.00	392.00	0.00	0.00	0.00
<a href="#">01-203-5202</a>	Employment Services	26.60	301.37	333.10	0.00	0.00	0.00
<a href="#">01-203-5203</a>	Travel/ Meals/ Lodging	3,998.34	3,782.56	4,854.77	5,000.00	5,000.00	5,000.00
<a href="#">01-203-5204</a>	Training/Seminars/Conferences	1,555.35	3,455.20	5,884.58	7,000.00	7,000.00	5,000.00
<a href="#">01-203-5205</a>	Dues/Memberships	240.00	1,267.60	1,715.60	2,500.00	2,500.00	2,000.00
<a href="#">01-203-5206</a>	Employee Appreciation	319.45	0.00	1,404.88	0.00	0.00	0.00
<a href="#">01-203-5207</a>	Moving Expenses	0.00	0.00	363.79	0.00	0.00	0.00
<a href="#">01-204-5100</a>	Full Time Salary	67,329.23	79,557.35	28,586.88	26,107.00	26,107.00	26,651.00
<a href="#">01-204-5101</a>	Part Time Salary	0.00	0.00	0.00	0.00	0.00	0.00
<a href="#">01-204-5102</a>	Overtime Salary	817.31	520.89	528.97	0.00	0.00	3,000.00
<a href="#">01-204-5103</a>	SS/Medi Taxes	5,055.56	5,856.89	2,085.01	1,921.00	1,921.00	1,961.00
<a href="#">01-204-5105</a>	Retirement	0.00	0.00	0.00	0.00	0.00	0.00
<a href="#">01-204-5106</a>	KPERS	5,546.66	6,915.49	2,833.75	2,594.00	2,594.00	2,609.00
<a href="#">01-204-5111</a>	Life Insurance	66.22	69.93	29.37	19.00	19.00	19.00
<a href="#">01-204-5112</a>	Medical/Dental Insurance	9,103.48	12,867.98	4,400.66	0.00	0.00	4,436.00
<a href="#">01-204-5113</a>	Unemployment Insurance	375.40	440.44	160.29	139.00	139.00	141.00
<a href="#">01-204-5114</a>	Workers Comp	59.45	138.71	92.30	61.00	61.00	90.00
<a href="#">01-204-5201</a>	Staffing Services	0.00	0.00	0.00	0.00	0.00	0.00
<a href="#">01-204-5203</a>	Travel/ Meals/ Lodging	408.31	317.07	297.76	400.00	400.00	400.00
<a href="#">01-204-5204</a>	Training/Seminars/Conferences	50.00	115.00	75.00	150.00	150.00	150.00
<a href="#">01-204-5205</a>	Dues/Memberships	125.00	75.00	125.00	100.00	100.00	200.00
<a href="#">01-205-5100</a>	Full Time Salary	15,584.78	63,283.02	67,886.28	69,000.00	69,000.00	84,237.00
<a href="#">01-205-5103</a>	SS/Medi Taxes	1,193.29	4,845.76	5,198.37	5,500.00	5,500.00	6,445.00
<a href="#">01-205-5105</a>	Retirement	0.00	0.00	0.00	0.00	0.00	0.00
<a href="#">01-205-5106</a>	KPERS	1,267.35	5,489.47	6,247.07	7,500.00	7,500.00	0.00



City of Arkansas City, Kansas

		2012 Actual	2013 Actual	2014 Actual	2015 Adopted Budget	2015 Working Budget	2016 Adopted Budget
<a href="#">01-205-5111</a>	Life Insurance	0.00	0.00	0.00	0.00	0.00	0.00
<a href="#">01-205-5112</a>	Medical/Dental Insurance	0.00	0.00	0.00	0.00	0.00	0.00
<a href="#">01-205-5113</a>	Unemployment Insurance	83.89	348.10	373.37	400.00	400.00	464.00
<a href="#">01-205-5114</a>	Workers Comp	50.00	173.39	178.67	188.00	188.00	250.00
<a href="#">01-205-5203</a>	Travel/ Meals/ Lodging	156.07	257.29	260.69	500.00	500.00	500.00
<a href="#">01-205-5204</a>	Training/Seminars/Conferences	65.00	0.00	130.00	500.00	500.00	500.00
<a href="#">01-205-5205</a>	Dues/Memberships	630.00	765.00	920.00	800.00	800.00	800.00
<a href="#">01-207-5100</a>	Full Time Salary	132,720.66	44,712.71	33,627.41	33,158.00	33,158.00	97,847.00
<a href="#">01-207-5101</a>	Part Time Salary	11,139.97	0.00	0.00	0.00	0.00	0.00
<a href="#">01-207-5102</a>	Overtime Salary	1,790.41	1,706.35	2,247.87	2,000.00	2,000.00	2,000.00
<a href="#">01-207-5103</a>	SS/Medi Taxes	10,341.37	3,382.23	2,285.65	2,690.00	2,690.00	7,639.00
<a href="#">01-207-5105</a>	Retirement	0.00	0.00	0.00	0.00	0.00	0.00
<a href="#">01-207-5106</a>	KPERS	11,781.51	3,578.10	3,487.77	3,632.00	3,632.00	10,165.00
<a href="#">01-207-5111</a>	Life Insurance	107.03	37.80	37.80	38.00	38.00	76.00
<a href="#">01-207-5112</a>	Medical/Dental Insurance	31,737.59	14,147.90	12,956.08	13,608.00	13,608.00	25,232.00
<a href="#">01-207-5113</a>	Unemployment Insurance	784.31	255.30	197.29	194.00	194.00	550.00
<a href="#">01-207-5114</a>	Workers Comp	5,731.50	5,704.53	276.39	2,500.00	2,500.00	6,000.00
<a href="#">01-207-5201</a>	Staffing Services	0.00	0.00	0.00	10,000.00	10,000.00	0.00
<a href="#">01-207-5202</a>	Employment Services	0.00	260.40	280.11	0.00	0.00	0.00
<a href="#">01-207-5203</a>	Travel/ Meals/ Lodging	2,577.00	1,424.05	3,223.52	2,000.00	2,000.00	2,000.00
<a href="#">01-207-5204</a>	Training/Seminars/Conferences	2,511.64	1,487.74	1,683.50	5,000.00	5,000.00	4,000.00
<a href="#">01-207-5205</a>	Dues/Memberships	560.00	122.49	587.87	1,000.00	1,000.00	1,000.00
<a href="#">01-207-5207</a>	Moving Expense	0.00	0.00	0.00	0.00	0.00	0.00
<a href="#">01-209-5100</a>	Full Time Salary	53,486.23	268,141.17	249,020.93	217,528.00	217,528.00	233,193.00
<a href="#">01-209-5101</a>	Part Time Salary	0.00	0.00	0.00	0.00	0.00	0.00
<a href="#">01-209-5102</a>	Overtime Salary	998.32	2,722.91	2,299.24	2,000.00	2,000.00	3,500.00
<a href="#">01-209-5103</a>	SS/Medi Taxes	4,268.28	19,689.41	18,491.24	16,871.00	16,871.00	17,993.00
<a href="#">01-209-5105</a>	Retirement	0.00	0.00	0.00	0.00	0.00	0.00
<a href="#">01-209-5106</a>	KPERS	4,447.60	23,652.22	24,434.19	22,780.00	22,780.00	23,943.00
<a href="#">01-209-5111</a>	Life Insurance	40.43	192.15	174.76	152.00	152.00	151.00
<a href="#">01-209-5112</a>	Medical/Dental Insurance	1,538.49	33,606.88	23,077.61	29,000.00	29,000.00	33,225.00
<a href="#">01-209-5113</a>	Unemployment Insurance	3,921.28	2,037.38	229.55	1,212.00	1,212.00	1,294.00
<a href="#">01-209-5114</a>	Workers Comp	102.00	676.22	644.91	617.00	617.00	548.00
<a href="#">01-209-5201</a>	Staffing Services	2.79	0.00	0.00	100.00	100.00	0.00
<a href="#">01-209-5202</a>	Employment Services	85.15	500.22	224.71	300.00	300.00	300.00
<a href="#">01-209-5203</a>	Travel/ Meals/ Lodging	1,484.55	1,815.18	1,626.11	2,500.00	2,500.00	3,000.00
<a href="#">01-209-5204</a>	Training/Seminars/Conferences	1,406.02	1,390.00	3,243.00	7,000.00	7,000.00	3,000.00
<a href="#">01-209-5205</a>	Dues/Memberships	1,075.93	925.66	1,055.00	1,000.00	1,000.00	1,200.00
<a href="#">01-209-5206</a>	Employee Appreciation	2,308.57	0.00	0.00	0.00	0.00	0.00
<a href="#">01-310-5100</a>	Full Time Salary	1,169,750.73	1,111,570.93	1,040,424.91	1,180,000.00	1,080,000.00	1,180,802.00
<a href="#">01-310-5102</a>	Overtime Salary	174,929.51	115,551.92	128,059.05	120,000.00	120,000.00	120,000.00
<a href="#">01-310-5103</a>	SS/Medi Taxes	98,467.52	89,170.94	85,807.49	99,500.00	99,500.00	99,512.00
<a href="#">01-310-5105</a>	Retirement	0.00	0.00	0.00	0.00	0.00	0.00
<a href="#">01-310-5106</a>	KPERS	3,541.06	4,185.06	1,232.25	1,335.00	1,335.00	1,361.00
<a href="#">01-310-5107</a>	KPF	213,027.33	206,200.09	227,396.30	275,000.00	275,000.00	262,999.00
<a href="#">01-310-5111</a>	Life Insurance	896.96	866.25	815.96	927.00	927.00	926.00

City of Arkansas City, Kansas

		2012 Actual	2013 Actual	2014 Actual	2015 Adopted Budget	2015 Working Budget	2016 Adopted Budget
<a href="#">01-310-5112</a>	Medical/Dental Insurance	231,711.87	245,784.77	194,616.14	268,481.00	268,481.00	214,891.00
<a href="#">01-310-5113</a>	Unemployment Insurance	10,901.80	6,733.54	952.20	7,200.00	7,200.00	7,155.00
<a href="#">01-310-5114</a>	Workers Comp	67,592.58	66,997.90	65,067.05	68,320.00	68,320.00	70,000.00
<a href="#">01-310-5201</a>	Staffing Services	0.00	0.00	0.00	0.00	0.00	0.00
<a href="#">01-310-5202</a>	Employment Services	2,120.85	1,727.04	2,286.21	1,500.00	1,500.00	2,300.00
<a href="#">01-310-5203</a>	Travel/ Meals/ Lodging	2,924.67	9,103.10	7,832.72	9,000.00	9,000.00	9,000.00
<a href="#">01-310-5204</a>	Training/Seminars/Conferences	2,373.53	6,068.92	10,373.68	11,500.00	11,500.00	11,500.00
<a href="#">01-310-5205</a>	Dues/Memberships	984.65	1,009.00	1,289.00	1,200.00	1,200.00	1,300.00
<a href="#">01-310-5206</a>	Employee Appreciation	2,429.69	0.00	90.99	0.00	0.00	0.00
<a href="#">01-421-5100</a>	Full Time Salary	1,501,672.42	1,381,473.45	1,329,077.21	1,380,315.00	1,255,315.00	1,449,018.00
<a href="#">01-421-5101</a>	Part Time Salary	72,942.22	37,028.63	0.00	0.00	0.00	0.00
<a href="#">01-421-5102</a>	Overtime Salary	138,417.20	110,456.92	89,899.38	110,000.00	110,000.00	105,000.00
<a href="#">01-421-5103</a>	SS/Medi Taxes	125,664.40	111,942.64	103,795.48	115,000.00	115,000.00	118,883.00
<a href="#">01-421-5105</a>	Retirement	0.00	0.00	0.00	0.00	0.00	0.00
<a href="#">01-421-5106</a>	KPERS	27,711.81	21,339.10	11,572.40	12,295.00	12,295.00	12,710.00
<a href="#">01-421-5107</a>	KPF	225,594.76	220,873.03	245,305.98	259,860.00	259,860.00	260,082.00
<a href="#">01-421-5111</a>	Life Insurance	1,239.10	1,123.26	1,105.90	1,185.00	1,185.00	1,182.00
<a href="#">01-421-5112</a>	Medical/Dental Insurance	312,316.70	297,178.61	278,188.78	325,000.00	325,000.00	289,058.00
<a href="#">01-421-5113</a>	Unemployment Insurance	12,941.93	9,704.89	1,177.04	8,500.00	8,500.00	8,548.00
<a href="#">01-421-5114</a>	Workers Comp	33,517.40	31,088.83	26,902.96	28,250.00	28,250.00	32,000.00
<a href="#">01-421-5201</a>	Staffing Services	23,385.49	12,526.40	23,133.43	13,000.00	13,000.00	20,000.00
<a href="#">01-421-5202</a>	Employment Services	7,263.57	7,085.13	1,905.61	7,500.00	7,500.00	3,000.00
<a href="#">01-421-5203</a>	Travel/ Meals/ Lodging	13,622.50	14,346.26	6,511.02	12,000.00	12,000.00	9,000.00
<a href="#">01-421-5204</a>	Training/Seminars/Conferences	11,471.24	13,457.84	15,981.63	18,000.00	18,000.00	18,000.00
<a href="#">01-421-5205</a>	Dues/Memberships	3,706.50	1,011.50	825.00	1,500.00	1,500.00	1,000.00
<a href="#">01-421-5206</a>	Employee Appreciation	4,276.69	-669.35	0.00	0.00	0.00	0.00
<a href="#">01-421-5207</a>	Moving Expense	0.00	0.00	0.00	0.00	0.00	0.00
<a href="#">01-423-5100</a>	Full Time Salary	0.00	0.00	0.00	0.00	0.00	0.00
<a href="#">01-423-5101</a>	Part Time Salary	17,849.23	0.00	0.00	0.00	0.00	0.00
<a href="#">01-423-5103</a>	SS/Medi Taxes	1,365.45	0.00	0.00	0.00	0.00	0.00
<a href="#">01-423-5105</a>	Retirement	0.00	0.00	0.00	0.00	0.00	0.00
<a href="#">01-423-5106</a>	KPERS	1,441.57	0.00	0.00	0.00	0.00	0.00
<a href="#">01-423-5111</a>	Life Insurance	0.00	0.00	0.00	0.00	0.00	0.00
<a href="#">01-423-5112</a>	Medical/Dental Insurance	0.00	0.00	0.00	0.00	0.00	0.00
<a href="#">01-423-5113</a>	Unemployment Insurance	98.18	0.00	0.00	0.00	0.00	0.00
<a href="#">01-423-5114</a>	Workers Comp	282.00	0.00	0.00	0.00	0.00	0.00
<a href="#">01-423-5202</a>	Employment Services	0.00	0.00	0.00	0.00	0.00	0.00
<a href="#">01-423-5204</a>	Training/Seminars/Conferences	0.00	0.00	0.00	0.00	0.00	0.00
<a href="#">01-423-5205</a>	Dues/Memberships	0.00	0.00	0.00	0.00	0.00	0.00
<a href="#">01-530-5100</a>	Full Time Salary	218,354.68	229,002.48	258,230.30	286,000.00	286,000.00	319,581.00
<a href="#">01-530-5101</a>	Part Time Salary	0.00	13,032.53	0.00	0.00	0.00	0.00
<a href="#">01-530-5102</a>	Overtime Salary	3,150.02	5,064.11	3,883.94	4,000.00	4,000.00	2,500.00
<a href="#">01-530-5103</a>	SS/Medi Taxes	15,755.59	17,549.13	18,769.24	22,630.00	22,630.00	25,199.00
<a href="#">01-530-5105</a>	Retirement	0.00	0.00	0.00	7,312.00	7,312.00	7,312.00
<a href="#">01-530-5106</a>	KPERS	17,246.67	21,676.52	25,464.60	30,558.00	30,558.00	33,533.00
<a href="#">01-530-5111</a>	Life Insurance	236.25	247.83	281.91	315.00	315.00	350.00

City of Arkansas City, Kansas

		2012 Actual	2013 Actual	2014 Actual	2015 Adopted Budget	2015 Working Budget	2016 Adopted Budget
<a href="#">01-530-5112</a>	Medical/Dental Insurance	84,777.74	88,939.74	79,579.07	95,892.00	95,892.00	94,739.00
<a href="#">01-530-5113</a>	Unemployment Insurance	1,217.96	1,358.09	1,441.55	1,625.00	1,625.00	1,812.00
<a href="#">01-530-5114</a>	Workers Comp	7,422.07	5,357.75	6,715.45	7,050.00	7,050.00	7,000.00
<a href="#">01-530-5201</a>	Staffing Services	17,493.25	16,691.11	22,845.17	20,000.00	20,000.00	22,000.00
<a href="#">01-530-5202</a>	Employment Services	1,154.86	2,505.96	1,496.03	1,000.00	1,000.00	1,200.00
<a href="#">01-530-5203</a>	Travel/ Meals/ Lodging	235.28	0.00	0.00	800.00	800.00	800.00
<a href="#">01-530-5204</a>	Training/Seminars/Conferences	1,579.28	10.00	0.00	2,000.00	2,000.00	2,000.00
<a href="#">01-530-5205</a>	Dues/Memberships	0.00	0.00	0.00	0.00	0.00	0.00
<a href="#">01-530-5206</a>	Employee Appreciation	523.46	0.00	0.00	0.00	0.00	0.00
<a href="#">01-530-5503</a>	Staffing Services	0.00	0.00	0.00	0.00	0.00	0.00
<a href="#">01-532-5204</a>	Training/Seminars/Conferences	0.00	0.00	0.00	0.00	0.00	0.00
<a href="#">01-532-5205</a>	Dues/Memberships	0.00	0.00	0.00	0.00	0.00	0.00
<a href="#">01-533-5100</a>	Full Time Salary	74,457.50	49,326.99	58,883.55	58,082.00	58,082.00	64,258.00
<a href="#">01-533-5101</a>	Part Time Salary	12,943.75	0.00	0.00	0.00	0.00	0.00
<a href="#">01-533-5102</a>	Overtime Salary	2,707.85	348.97	1,032.96	2,500.00	2,500.00	2,500.00
<a href="#">01-533-5103</a>	SS/Medi Taxes	6,533.79	3,403.70	4,297.34	4,635.00	4,635.00	5,107.00
<a href="#">01-533-5105</a>	Retirement	0.00	0.00	0.00	0.00	0.00	0.00
<a href="#">01-533-5106</a>	KPERS	6,479.45	4,316.81	5,746.79	6,258.00	6,258.00	6,796.00
<a href="#">01-533-5111</a>	Life Insurance	66.15	64.86	70.67	76.00	76.00	76.00
<a href="#">01-533-5112</a>	Medical/Dental Insurance	22,152.88	13,835.33	16,878.86	15,293.00	15,293.00	25,788.00
<a href="#">01-533-5113</a>	Unemployment Insurance	495.65	274.12	329.56	334.00	334.00	368.00
<a href="#">01-533-5114</a>	Workers Comp	4,081.52	3,641.19	2,549.07	2,678.00	2,678.00	3,100.00
<a href="#">01-533-5201</a>	Staffing Services	26.60	458.50	0.00	0.00	0.00	0.00
<a href="#">01-533-5202</a>	Employment Services	378.48	517.70	99.75	100.00	100.00	150.00
<a href="#">01-533-5203</a>	Travel/ Meals/ Lodging	0.00	0.00	0.00	150.00	150.00	200.00
<a href="#">01-533-5204</a>	Training/Seminars/Conferences	218.53	0.00	0.00	300.00	300.00	500.00
<a href="#">01-533-5205</a>	Dues/Memberships	0.00	0.00	0.00	0.00	0.00	0.00
<a href="#">01-533-5206</a>	Employee Appreciation	249.97	0.00	0.00	0.00	0.00	0.00
<a href="#">01-534-5100</a>	Full Time Salary	2,101.25	0.00	0.00	0.00	0.00	0.00
<a href="#">01-534-5102</a>	Overtime Salary	36.42	0.00	0.00	0.00	0.00	0.00
<a href="#">01-534-5103</a>	SS/Medi Taxes	140.77	0.00	0.00	0.00	0.00	0.00
<a href="#">01-534-5105</a>	Retirement	0.00	0.00	0.00	0.00	0.00	0.00
<a href="#">01-534-5106</a>	KPERS	180.06	0.00	0.00	0.00	0.00	0.00
<a href="#">01-534-5111</a>	Life Insurance	4.16	0.00	0.00	0.00	0.00	0.00
<a href="#">01-534-5112</a>	Medical/Dental Insurance	1,302.63	0.00	0.00	0.00	0.00	0.00
<a href="#">01-534-5113</a>	Unemployment Insurance	11.80	0.00	0.00	0.00	0.00	0.00
<a href="#">01-534-5114</a>	Workers Comp	0.00	0.00	0.00	0.00	0.00	0.00
<a href="#">01-534-5204</a>	Training/Seminars/Conferences	218.53	0.00	0.00	0.00	0.00	0.00
<a href="#">01-540-5100</a>	Full Time Salary	23,829.16	0.00	0.00	0.00	0.00	0.00
<a href="#">01-540-5101</a>	Part Time Salary	0.00	0.00	0.00	0.00	0.00	0.00
<a href="#">01-540-5102</a>	Overtime Salary	862.06	0.00	0.00	0.00	0.00	0.00
<a href="#">01-540-5103</a>	SS/Medi Taxes	1,757.36	0.00	0.00	0.00	0.00	0.00
<a href="#">01-540-5105</a>	Retirement	0.00	0.00	0.00	0.00	0.00	0.00
<a href="#">01-540-5106</a>	KPERS	2,008.40	0.00	0.00	0.00	0.00	0.00
<a href="#">01-540-5111</a>	Life Insurance	27.41	0.00	0.00	0.00	0.00	0.00
<a href="#">01-540-5112</a>	Medical/Dental Insurance	6,800.72	0.00	0.00	0.00	0.00	0.00

City of Arkansas City, Kansas

		2012 Actual	2013 Actual	2014 Actual	2015 Adopted Budget	2015 Working Budget	2016 Adopted Budget
<a href="#">01-540-5113</a>	Unemployment Insurance	135.79	0.00	0.00	0.00	0.00	0.00
<a href="#">01-540-5114</a>	Workers Comp	38.00	0.00	0.00	0.00	0.00	0.00
<a href="#">01-540-5201</a>	Staffing Services	0.00	0.00	0.00	0.00	0.00	0.00
<a href="#">01-540-5203</a>	Travel/ Meals/ Lodging	33.40	0.00	0.00	0.00	0.00	0.00
<a href="#">01-542-5100</a>	Full Time Salary	214,491.80	174,950.19	144,554.69	167,889.00	167,889.00	189,075.00
<a href="#">01-542-5101</a>	Part Time Salary	16,327.93	9,487.52	0.00	0.00	0.00	0.00
<a href="#">01-542-5102</a>	Overtime Salary	5,420.87	5,869.40	6,542.18	5,000.00	5,000.00	5,000.00
<a href="#">01-542-5103</a>	SS/Medi Taxes	17,080.17	13,884.34	10,942.41	13,226.00	13,226.00	14,847.00
<a href="#">01-542-5105</a>	Retirement	0.00	0.00	0.00	0.00	0.00	0.00
<a href="#">01-542-5106</a>	KPERS	18,333.44	15,454.57	14,364.07	17,860.00	17,860.00	19,757.00
<a href="#">01-542-5111</a>	Life Insurance	267.84	220.90	220.61	203.00	203.00	225.00
<a href="#">01-542-5112</a>	Medical/Dental Insurance	63,984.25	43,132.68	40,673.88	43,749.00	43,749.00	51,022.00
<a href="#">01-542-5113</a>	Unemployment Insurance	4,915.00	1,047.13	831.56	951.00	951.00	1,068.00
<a href="#">01-542-5114</a>	Workers Comp	10,817.00	7,681.18	11,608.41	10,093.00	10,093.00	14,000.00
<a href="#">01-542-5199</a>	(To) From Other Dept	0.00	-7,530.59	-11,756.06	0.00	0.00	0.00
<a href="#">01-542-5201</a>	Staffing Services	0.00	0.00	9,081.24	0.00	0.00	0.00
<a href="#">01-542-5202</a>	Employment Services	0.00	37.55	1,732.09	750.00	750.00	750.00
<a href="#">01-542-5203</a>	Travel/ Meals/ Lodging	0.00	0.00	360.63	500.00	500.00	500.00
<a href="#">01-542-5204</a>	Training/Seminars/Conferences	0.00	0.00	522.00	2,500.00	2,500.00	2,500.00
<a href="#">01-542-5205</a>	Dues/Memberships	0.00	0.00	174.37	500.00	500.00	500.00
<a href="#">01-770-5100</a>	Full Time Salary	31,873.54	32,221.04	32,084.11	32,400.00	32,400.00	33,835.00
<a href="#">01-770-5101</a>	Part Time Salary	0.00	0.00	0.00	0.00	0.00	0.00
<a href="#">01-770-5102</a>	Overtime Salary	0.00	33.70	45.12	0.00	0.00	0.00
<a href="#">01-770-5103</a>	SS/Medi Taxes	2,363.34	2,391.55	2,382.86	2,479.00	2,479.00	2,589.00
<a href="#">01-770-5106</a>	KPERS	2,591.12	2,797.06	3,124.01	3,347.00	3,347.00	3,445.00
<a href="#">01-770-5111</a>	Life Insurance	37.80	37.80	37.80	38.00	38.00	38.00
<a href="#">01-770-5112</a>	Medical/Dental Insurance	4,368.02	4,264.54	4,142.74	4,355.00	4,355.00	3,857.00
<a href="#">01-770-5113</a>	Unemployment Insurance	175.36	177.45	176.74	179.00	179.00	187.00
<a href="#">01-770-5114</a>	Workers Comp	240.00	52.02	0.00	504.00	504.00	0.00
<a href="#">01-770-5204</a>	Training/Seminars/Conferences	218.53	0.00	0.00	0.00	0.00	0.00
<a href="#">01-774-5100</a>	Full Time Salary	46,412.67	43,125.49	76,422.39	87,826.00	87,826.00	90,160.00
<a href="#">01-774-5101</a>	Part Time Salary	51,016.29	24,269.79	0.00	0.00	0.00	0.00
<a href="#">01-774-5102</a>	Overtime Salary	36.40	103.95	146.30	100.00	100.00	3,000.00
<a href="#">01-774-5103</a>	SS/Medi Taxes	7,285.12	4,803.21	5,496.59	6,726.00	6,726.00	6,905.00
<a href="#">01-774-5105</a>	Retirement	0.00	0.00	0.00	0.00	0.00	0.00
<a href="#">01-774-5106</a>	KPERS	6,415.30	5,858.75	7,444.29	9,083.00	9,083.00	9,189.00
<a href="#">01-774-5111</a>	Life Insurance	35.64	46.13	50.26	126.00	126.00	114.00
<a href="#">01-774-5112</a>	Medical/Dental Insurance	9,712.37	16,356.19	16,954.26	30,000.00	30,000.00	25,392.00
<a href="#">01-774-5113</a>	Unemployment Insurance	536.10	479.31	421.11	484.00	484.00	496.00
<a href="#">01-774-5114</a>	Workers Comp	679.99	1,248.41	601.92	632.00	632.00	2,000.00
<a href="#">01-774-5201</a>	Staffing Services	20,954.91	26,949.10	31,418.80	20,000.00	20,000.00	20,000.00
<a href="#">01-774-5202</a>	Employment Services	1,105.74	527.88	380.11	580.00	580.00	500.00
<a href="#">01-774-5203</a>	Travel/ Meals/ Lodging	1,803.08	0.00	0.00	500.00	500.00	500.00
<a href="#">01-774-5204</a>	Training/Seminars/Conferences	218.53	0.00	0.00	1,000.00	1,000.00	1,000.00
<a href="#">01-774-5205</a>	Dues/Memberships	165.00	0.00	205.00	0.00	0.00	0.00
<a href="#">01-775-5100</a>	Full Time Salary	0.00	0.00	0.00	0.00	0.00	0.00

City of Arkansas City, Kansas

		2012 Actual	2013 Actual	2014 Actual	2015 Adopted Budget	2015 Working Budget	2016 Adopted Budget
<a href="#">01-775-5101</a>	Part Time Salary	0.00	0.00	0.00	0.00	0.00	0.00
<a href="#">01-775-5102</a>	Overtime Salary	0.00	0.00	0.00	0.00	0.00	0.00
<a href="#">01-775-5103</a>	SS/Medi Taxes	0.00	0.00	0.00	0.00	0.00	0.00
<a href="#">01-775-5106</a>	KPERS	0.00	0.00	0.00	0.00	0.00	0.00
<a href="#">01-775-5111</a>	Life Insurance	0.00	0.00	0.00	0.00	0.00	0.00
<a href="#">01-775-5112</a>	Medical/Dental Insurance	0.00	0.00	0.00	0.00	0.00	0.00
<a href="#">01-775-5113</a>	Unemployment Insurance	0.00	0.00	0.00	0.00	0.00	0.00
<a href="#">01-775-5114</a>	Workers Comp	0.00	0.00	0.00	0.00	0.00	0.00
<a href="#">01-775-5201</a>	Staffing Services	0.00	0.00	0.00	0.00	0.00	0.00
<a href="#">01-775-5203</a>	Travel/ Meals/ Lodging	0.00	0.00	0.00	0.00	0.00	0.00
<a href="#">01-775-5205</a>	Dues/Memberships	0.00	-60.00	0.00	0.00	0.00	0.00
<a href="#">01-776-5100</a>	Full Time Salary	1,430.67	0.00	0.00	0.00	0.00	0.00
<a href="#">01-776-5101</a>	Part Time Salary	0.00	0.00	0.00	0.00	0.00	0.00
<a href="#">01-776-5102</a>	Overtime Salary	0.00	0.00	0.00	0.00	0.00	0.00
<a href="#">01-776-5103</a>	SS/Medi Taxes	109.47	0.00	0.00	0.00	0.00	0.00
<a href="#">01-776-5106</a>	KPERS	113.27	0.00	0.00	0.00	0.00	0.00
<a href="#">01-776-5111</a>	Life Insurance	0.00	0.00	0.00	0.00	0.00	0.00
<a href="#">01-776-5112</a>	Medical/Dental Insurance	0.00	0.00	0.00	0.00	0.00	0.00
<a href="#">01-776-5113</a>	Unemployment Insurance	7.91	0.00	0.00	0.00	0.00	0.00
<a href="#">01-776-5114</a>	Workers Comp	4.00	0.00	0.00	0.00	0.00	0.00
<a href="#">01-998-5100</a>	Full Time Salary	0.00	0.00	0.00	0.00	0.00	0.00
<a href="#">01-998-5101</a>	Part Time Salary	0.00	0.00	0.00	0.00	0.00	0.00
<a href="#">01-998-5102</a>	Overtime Salary	0.00	0.00	0.00	0.00	0.00	0.00
<a href="#">01-998-5103</a>	SS/Medi Taxes	0.00	0.00	0.00	0.00	0.00	0.00
<a href="#">01-998-5105</a>	Retirement	0.00	0.00	0.00	0.00	0.00	0.00
<a href="#">01-998-5106</a>	KPERS	0.00	0.00	0.00	0.00	0.00	0.00
<a href="#">01-998-5111</a>	Life Insurance	0.00	0.00	0.00	0.00	0.00	0.00
<a href="#">01-998-5112</a>	Medical/Dental Insurance	0.00	0.00	0.00	0.00	0.00	0.00
<a href="#">01-998-5113</a>	Unemployment Insurance	0.00	0.00	0.00	0.00	0.00	0.00
<a href="#">01-998-5114</a>	Workers Comp	0.00	0.00	0.00	0.00	0.00	0.00
<a href="#">01-998-5202</a>	Medical Services	0.00	0.00	0.00	0.00	0.00	0.00
<a href="#">01-998-5204</a>	Training/Seminars/Conferences	0.00	0.00	0.00	0.00	0.00	0.00
<a href="#">01-998-5205</a>	Dues/Memberships	0.00	0.00	0.00	0.00	0.00	0.00
<a href="#">01-998-5206</a>	Employee Appreciation	0.00	0.00	0.00	0.00	0.00	0.00
<a href="#">01-998-5207</a>	Moving Expense	0.00	0.00	0.00	0.00	0.00	0.00
<a href="#">01-998-5208</a>	Auto Allowance	0.00	0.00	0.00	0.00	0.00	0.00
<b>Category 500 Total:</b>		<b>6,064,353.51</b>	<b>6,007,704.57</b>	<b>5,689,239.65</b>	<b>6,294,553.00</b>	<b>6,069,553.00</b>	<b>6,477,591.00</b>
<b>Category: 600 - Contractual</b>							
<a href="#">01-100-6102</a>	Electricity	0.00	15,670.26	18,066.95	16,000.00	16,000.00	16,000.00
<a href="#">01-100-6103</a>	Natural Gas	0.00	2,116.11	1,839.58	2,200.00	2,200.00	2,200.00
<a href="#">01-100-6104</a>	Telephone	750.07	0.00	0.00	0.00	0.00	0.00
<a href="#">01-100-6212</a>	Payments to Contractors	12,023.15	5,380.42	3,688.32	0.00	0.00	0.00
<a href="#">01-100-6214</a>	Other Professional Services	0.00	5,591.25	174,311.13	0.00	0.00	0.00
<a href="#">01-100-6215</a>	Other Insurances	0.00	44,687.92	46,567.75	48,000.00	48,000.00	48,000.00
<a href="#">01-100-6217</a>	Contributions	23,954.02	4,316.69	5,500.00	0.00	0.00	0.00
<a href="#">01-100-6218</a>	Claims/Losses	0.00	0.00	26,140.00	0.00	0.00	0.00
<a href="#">01-100-6306</a>	Other Rentals	1,466.64	0.00	0.00	0.00	0.00	0.00

City of Arkansas City, Kansas

		2012 Actual	2013 Actual	2014 Actual	2015 Adopted Budget	2015 Working Budget	2016 Adopted Budget
<a href="#">01-201-6210</a>	Legal Services	0.00	0.00	0.00	0.00	0.00	0.00
<a href="#">01-201-6214</a>	Other Professional Services	56.05	10,854.48	6,152.57	0.00	0.00	0.00
<a href="#">01-201-6216</a>	Fidelity Bonds	0.00	105.00	105.00	0.00	0.00	0.00
<a href="#">01-201-6217</a>	Contributions	600.00	87,927.63	134,280.00	120,000.00	120,000.00	276,560.00
<a href="#">01-201-6218</a>	Claims/Losses	0.00	0.00	0.00	0.00	0.00	0.00
<a href="#">01-201-6301</a>	Advertising	7,550.59	4,176.38	4,368.57	5,000.00	5,000.00	5,000.00
<a href="#">01-201-6302</a>	Equip Rental/Maintenance Contract	0.00	0.00	0.00	0.00	0.00	0.00
<a href="#">01-201-6104</a>	Telephone	203.21	0.00	0.00	0.00	0.00	0.00
<a href="#">01-203-6104</a>	Telephone	981.47	1,408.22	1,448.83	1,500.00	1,500.00	1,500.00
<a href="#">01-203-6105</a>	Other Utility Services	0.00	0.00	0.00	0.00	0.00	0.00
<a href="#">01-203-6214</a>	Other Professional Services	371.48	985.00	8,484.50	1,000.00	1,000.00	1,000.00
<a href="#">01-203-6216</a>	Fidelity Bonds	0.00	0.00	0.00	0.00	0.00	0.00
<a href="#">01-203-6301</a>	Advertising	720.14	1,507.04	2,137.22	1,000.00	1,000.00	1,000.00
<a href="#">01-203-6303</a>	License Fees	0.00	0.00	0.00	0.00	0.00	0.00
<a href="#">01-204-6104</a>	Telephone	0.00	436.12	482.94	330.00	330.00	330.00
<a href="#">01-204-6210</a>	Legal Services	786.76	0.00	0.00	0.00	0.00	0.00
<a href="#">01-204-6212</a>	Payments to Contractors	0.00	0.00	0.00	0.00	0.00	0.00
<a href="#">01-204-6213</a>	Translation Services	3,236.25	3,660.00	3,980.50	3,500.00	3,500.00	4,000.00
<a href="#">01-204-6214</a>	Other Professional Services	733.75	96.25	21.38	0.00	0.00	0.00
<a href="#">01-204-6216</a>	Fidelity Bonds	0.00	0.00	0.00	0.00	0.00	0.00
<a href="#">01-204-6301</a>	Advertising	634.80	250.00	0.00	0.00	0.00	0.00
<a href="#">01-204-6305</a>	Service Charges	1,800.21	0.00	367.12	1,320.00	1,320.00	1,000.00
<a href="#">01-204-6401</a>	Appointed Attorney Fees	1,193.28	240.00	760.00	1,000.00	1,000.00	1,000.00
<a href="#">01-204-6403</a>	Judge Fees	53,080.00	56,156.00	55,740.00	58,000.00	58,000.00	58,000.00
<a href="#">01-204-6404</a>	Court Bond Refund	0.00	0.00	0.00	0.00	0.00	0.00
<a href="#">01-205-6104</a>	Telephone	0.00	0.00	0.00	0.00	0.00	0.00
<a href="#">01-205-6210</a>	Legal Services	67,415.91	71,103.29	41,563.20	50,000.00	25,000.00	25,000.00
<a href="#">01-205-6214</a>	Other Professional Services	277.05	0.00	12.00	0.00	0.00	0.00
<a href="#">01-207-6102</a>	Electricity	0.00	0.00	0.00	500.00	500.00	0.00
<a href="#">01-207-6104</a>	Telephone	980.06	3,341.29	3,700.44	1,100.00	1,100.00	4,000.00
<a href="#">01-207-6105</a>	Other Utility Services	0.00	764.78	280.26	0.00	0.00	0.00
<a href="#">01-207-6212</a>	Payments to Contractors	19,426.50	46,862.75	420.00	15,000.00	15,000.00	10,000.00
<a href="#">01-207-6214</a>	Other Professional Services	15,486.56	5,887.55	16,265.76	10,000.00	10,000.00	10,000.00
<a href="#">01-207-6215</a>	Other Insurances	0.00	862.90	880.97	2,050.00	2,050.00	2,050.00
<a href="#">01-207-6220</a>	Engineering Services	0.00	0.00	0.00	0.00	0.00	0.00
<a href="#">01-207-6301</a>	Advertising	2,839.39	1,142.30	0.00	2,000.00	2,000.00	2,000.00
<a href="#">01-207-6303</a>	License Fees	632.80	3,790.60	6,429.00	5,000.00	5,000.00	5,000.00
<a href="#">01-208-6104</a>	Telephone	1,882.43	0.00	0.00	0.00	0.00	0.00
<a href="#">01-208-6214</a>	Other Professional Services	126.00	0.00	0.00	0.00	0.00	0.00
<a href="#">01-209-6104</a>	Telephone	1,357.61	6,402.07	7,080.88	6,500.00	6,500.00	8,300.00
<a href="#">01-209-6105</a>	Other Utility Services	13,272.99	15,411.08	15,244.46	15,500.00	15,500.00	18,000.00
<a href="#">01-209-6210</a>	Legal Services	72.10	0.00	0.00	0.00	0.00	0.00
<a href="#">01-209-6211</a>	Auditing	11,000.00	31,850.00	25,325.00	26,500.00	26,500.00	26,900.00
<a href="#">01-209-6214</a>	Other Professional Services	46,119.15	13,443.33	18,956.51	25,000.00	25,000.00	25,000.00
<a href="#">01-209-6215</a>	Other Insurances	40,172.53	900.00	900.00	0.00	0.00	0.00
<a href="#">01-209-6216</a>	Fidelity Bonds	186.26	0.00	0.00	1,000.00	1,000.00	0.00

City of Arkansas City, Kansas

		2012 Actual	2013 Actual	2014 Actual	2015 Adopted Budget	2015 Working Budget	2016 Adopted Budget
<a href="#">01-209-6217</a>	Contributions	41.66	0.00	0.00	0.00	0.00	0.00
<a href="#">01-209-6301</a>	Advertising	3,616.23	1,688.60	291.90	2,500.00	2,500.00	800.00
<a href="#">01-209-6302</a>	Equip Rental/Maintenance Contract	0.00	8,449.42	13,632.51	13,000.00	13,000.00	13,000.00
<a href="#">01-209-6303</a>	License Fees	320.00	334.50	330.00	500.00	500.00	500.00
<a href="#">01-209-6305</a>	Service Charges	797.19	2,408.36	3,390.94	3,000.00	3,000.00	4,000.00
<a href="#">01-310-6102</a>	Electricity	11,975.79	11,307.81	12,791.29	13,500.00	13,500.00	13,500.00
<a href="#">01-310-6103</a>	Natural Gas	4,335.81	6,774.76	5,900.79	6,800.00	6,800.00	6,800.00
<a href="#">01-310-6104</a>	Telephone	2,422.95	1,973.82	2,381.27	2,500.00	2,500.00	2,600.00
<a href="#">01-310-6105</a>	Other Utility Services	1,275.12	301.32	1,219.53	1,260.00	1,260.00	1,350.00
<a href="#">01-310-6213</a>	License Fees	0.00	0.00	0.00	0.00	0.00	0.00
<a href="#">01-310-6214</a>	Other Professional Services	5,308.20	5,217.85	10,141.00	7,800.00	7,800.00	12,000.00
<a href="#">01-310-6215</a>	Other Insurances	0.00	16,938.28	18,640.60	16,500.00	16,500.00	18,500.00
<a href="#">01-310-6218</a>	Claims/Losses	0.00	0.00	2,268.75	0.00	0.00	0.00
<a href="#">01-310-6223</a>	Billing Services	30,343.48	35,862.72	31,055.34	36,000.00	36,000.00	36,000.00
<a href="#">01-310-6301</a>	Advertising	4,481.37	1,460.98	754.14	1,800.00	1,800.00	1,800.00
<a href="#">01-310-6302</a>	Equip Rental/Maintenance Contract	2,450.02	2,652.48	3,084.85	2,900.00	2,900.00	3,100.00
<a href="#">01-310-6303</a>	License Fees	1,827.22	598.21	872.50	2,000.00	2,000.00	1,500.00
<a href="#">01-310-6306</a>	Other Rentals	343.03	0.00	0.00	0.00	0.00	0.00
<a href="#">01-421-6102</a>	Electricity	14,890.05	16,097.18	16,702.12	16,500.00	16,500.00	16,000.00
<a href="#">01-421-6103</a>	Natural Gas	1,261.86	3,463.66	3,282.11	3,500.00	3,500.00	3,500.00
<a href="#">01-421-6104</a>	Telephone	4,685.10	5,646.02	6,252.88	7,500.00	7,500.00	7,000.00
<a href="#">01-421-6105</a>	Other Utility Services	6,721.30	6,425.41	6,076.26	6,400.00	6,400.00	6,000.00
<a href="#">01-421-6213</a>	Translation Services	595.25	1,096.69	919.50	2,000.00	2,000.00	1,500.00
<a href="#">01-421-6214</a>	Other Professional Services	8,850.55	9,978.70	14,645.66	10,000.00	10,000.00	15,000.00
<a href="#">01-421-6215</a>	Other Insurances	0.00	18,418.47	19,260.25	18,500.00	18,500.00	19,000.00
<a href="#">01-421-6216</a>	Fidelity Bonds	555.56	424.59	-57.02	500.00	500.00	500.00
<a href="#">01-421-6217</a>	Contributions	165.00	0.00	375.00	0.00	0.00	400.00
<a href="#">01-421-6218</a>	Claims/Losses	500.00	0.00	114.81	2,000.00	2,000.00	500.00
<a href="#">01-421-6222</a>	Janitorial Services	11,690.00	5,761.12	4,932.45	6,000.00	6,000.00	5,000.00
<a href="#">01-421-6224</a>	Animal Control Expense	27,041.84	31,101.10	30,328.20	31,000.00	31,000.00	31,000.00
<a href="#">01-421-6301</a>	Advertising	4,681.18	2,105.97	1,516.61	2,300.00	2,300.00	1,000.00
<a href="#">01-421-6302</a>	Equip Rental/Maintenance Contract	8,061.15	7,454.36	7,164.49	1,049.00	1,049.00	1,200.00
<a href="#">01-421-6303</a>	License Fees	1,329.03	391.91	115.48	400.00	400.00	400.00
<a href="#">01-421-6304</a>	Printing	365.93	588.87	341.29	500.00	500.00	500.00
<a href="#">01-421-6306</a>	Other Rentals	0.00	0.00	0.00	0.00	0.00	0.00
<a href="#">01-421-6407</a>	Community Policing	0.00	0.00	0.00	0.00	0.00	0.00
<a href="#">01-423-6102</a>	Electricity	3,229.73	0.00	0.00	0.00	0.00	0.00
<a href="#">01-423-6104</a>	Telephone	1,160.11	0.00	0.00	0.00	0.00	0.00
<a href="#">01-423-6214</a>	Other Professional Services	6,055.00	0.00	0.00	0.00	0.00	0.00
<a href="#">01-530-6102</a>	Electricity	13,762.51	26,509.94	48,169.65	20,000.00	20,000.00	25,000.00
<a href="#">01-530-6103</a>	Natural Gas	2,329.29	17,736.41	13,832.53	18,000.00	18,000.00	15,000.00
<a href="#">01-530-6104</a>	Telephone	575.88	1,090.21	1,217.98	1,100.00	1,100.00	1,200.00
<a href="#">01-530-6105</a>	Other Utility Services	1,406.55	1,224.50	1,282.81	1,250.00	1,250.00	1,250.00
<a href="#">01-530-6212</a>	Payments to Contractors	225.92	218.48	414.70	1,500.00	1,500.00	1,500.00
<a href="#">01-530-6213</a>	Translation Services	0.00	0.00	0.00	0.00	0.00	0.00
<a href="#">01-530-6214</a>	Other Professional Services	4,852.39	6,303.01	404.99	6,000.00	6,000.00	6,000.00

City of Arkansas City, Kansas

		2012 Actual	2013 Actual	2014 Actual	2015 Adopted Budget	2015 Working Budget	2016 Adopted Budget
<a href="#">01-530-6215</a>	Other Insurances	0.00	15,915.84	20,359.77	19,700.00	19,700.00	20,000.00
<a href="#">01-530-6218</a>	Claims/Losses	541.17	0.00	888.51	1,000.00	1,000.00	1,000.00
<a href="#">01-530-6222</a>	Janitorial Services	0.00	1,047.17	1,579.81	2,000.00	2,000.00	1,000.00
<a href="#">01-530-6301</a>	Advertising	618.80	969.54	616.72	500.00	500.00	500.00
<a href="#">01-530-6302</a>	Equip Rental/Maintenance Contract	35.64	2,429.72	2,789.84	3,000.00	3,000.00	3,500.00
<a href="#">01-530-6303</a>	License Fees	52.28	65.47	120.73	65.00	65.00	75.00
<a href="#">01-531-6102</a>	Electricity	0.00	0.00	0.00	0.00	0.00	0.00
<a href="#">01-532-6102</a>	Electricity	9,519.61	9,462.64	9,807.93	10,000.00	10,000.00	10,500.00
<a href="#">01-532-6104</a>	Telephone	63.08	435.89	151.28	100.00	100.00	160.00
<a href="#">01-532-6214</a>	Other Professional Services	40,750.61	38,902.00	39,052.00	43,000.00	43,000.00	40,000.00
<a href="#">01-532-6302</a>	Equipment Rental	0.00	895.00	0.00	0.00	0.00	0.00
<a href="#">01-532-6306</a>	Other Rentals	0.00	0.00	0.00	0.00	0.00	0.00
<a href="#">01-533-6102</a>	Electricity	4,365.00	4,381.12	4,858.32	4,500.00	4,500.00	4,600.00
<a href="#">01-533-6103</a>	Natural Gas	3,461.06	6,425.65	5,092.53	7,000.00	7,000.00	7,000.00
<a href="#">01-533-6104</a>	Telephone	375.06	436.09	482.94	400.00	400.00	500.00
<a href="#">01-533-6105</a>	Other Utility Services	959.40	959.40	1,076.03	1,000.00	1,000.00	1,100.00
<a href="#">01-533-6213</a>	Translation Services	0.00	0.00	0.00	0.00	0.00	0.00
<a href="#">01-533-6214</a>	Other Professional Services	961.04	340.00	198.00	950.00	950.00	700.00
<a href="#">01-533-6215</a>	Other Insurances	0.00	2,821.81	3,359.72	3,500.00	3,500.00	3,500.00
<a href="#">01-533-6218</a>	Claims/Losses	0.00	0.00	0.00	0.00	0.00	0.00
<a href="#">01-533-6301</a>	Advertising	93.36	199.56	222.32	250.00	250.00	250.00
<a href="#">01-533-6302</a>	Equip Rental/Maintenance Contract	0.00	135.95	88.00	350.00	350.00	300.00
<a href="#">01-533-6303</a>	License Fees	0.00	54.73	13.00	0.00	0.00	0.00
<a href="#">01-534-6102</a>	Electricity	39,555.45	0.00	0.00	0.00	0.00	0.00
<a href="#">01-534-6103</a>	Natural Gas	11,301.17	0.00	0.00	0.00	0.00	0.00
<a href="#">01-534-6104</a>	Telephone	375.06	0.00	0.00	0.00	0.00	0.00
<a href="#">01-534-6214</a>	Other Professional Services	1,382.94	0.00	0.00	0.00	0.00	0.00
<a href="#">01-534-6222</a>	Janitorial Services	11,282.00	0.00	0.00	0.00	0.00	0.00
<a href="#">01-534-6302</a>	Equip Rental/Maintenance Contract	0.00	0.00	0.00	0.00	0.00	0.00
<a href="#">01-540-6215</a>	Other Insurances	0.00	723.28	1,019.00	0.00	0.00	1,000.00
<a href="#">01-540-6218</a>	Claims/Losses	375.55	0.00	32.52	0.00	0.00	0.00
<a href="#">01-540-6302</a>	Equip Rental/Maintenance Contract	0.00	0.00	0.00	0.00	0.00	0.00
<a href="#">01-542-6102</a>	Electricity	157,099.83	172,179.71	179,339.69	175,000.00	175,000.00	200,000.00
<a href="#">01-542-6103</a>	Natural Gas	0.00	897.08	3,445.56	1,600.00	1,600.00	5,000.00
<a href="#">01-542-6104</a>	Telephone	0.00	0.00	1,448.83	1,200.00	1,200.00	1,500.00
<a href="#">01-542-6105</a>	Other Utility Services	0.00	62.48	739.34	850.00	850.00	850.00
<a href="#">01-542-6214</a>	Other Professional Services	0.00	4,618.75	1,682.58	20,000.00	20,000.00	10,000.00
<a href="#">01-542-6215</a>	Other Insurances	0.00	14,520.25	16,958.92	15,800.00	15,800.00	15,800.00
<a href="#">01-542-6301</a>	Advertising	0.00	0.00	128.43	0.00	0.00	0.00
<a href="#">01-542-6302</a>	Equip Rental/Maintenance Contract	0.00	0.00	5,878.81	6,000.00	6,000.00	6,000.00
<a href="#">01-542-6303</a>	License Fees	0.00	0.00	765.73	120.00	120.00	120.00
<a href="#">01-543-6102</a>	Electricity	3,182.63	0.00	0.00	0.00	0.00	0.00
<a href="#">01-660-6220</a>	Engineering Services	0.00	0.00	0.00	0.00	0.00	0.00
<a href="#">01-770-6102</a>	Electricity	3,846.86	4,023.72	4,135.98	4,000.00	4,000.00	4,200.00
<a href="#">01-770-6103</a>	Natural Gas	1,495.09	2,406.54	2,103.41	2,500.00	2,500.00	2,500.00
<a href="#">01-770-6104</a>	Telephone	498.19	436.09	482.94	500.00	500.00	500.00



City of Arkansas City, Kansas

		2012 Actual	2013 Actual	2014 Actual	2015 Adopted Budget	2015 Working Budget	2016 Adopted Budget
<a href="#">01-770-6105</a>	Other Utility Services	843.75	659.45	948.25	1,200.00	1,200.00	1,200.00
<a href="#">01-770-6214</a>	Other Professional Services	9,915.54	9,100.00	0.00	0.00	0.00	0.00
<a href="#">01-770-6301</a>	Advertising	0.00	0.00	145.80	350.00	350.00	250.00
<a href="#">01-774-6102</a>	Electricity	12,375.86	12,028.68	13,086.04	12,250.00	12,250.00	13,000.00
<a href="#">01-774-6103</a>	Natural Gas	2,384.72	3,557.42	3,357.15	4,000.00	4,000.00	4,200.00
<a href="#">01-774-6104</a>	Telephone	1,224.90	1,637.02	1,720.76	1,800.00	1,800.00	1,800.00
<a href="#">01-774-6214</a>	Other Professional Services	7,547.54	2,997.57	3,051.21	3,000.00	3,000.00	3,200.00
<a href="#">01-774-6215</a>	Other Insurances	0.00	2,884.22	3,879.13	3,650.00	3,650.00	4,000.00
<a href="#">01-774-6217</a>	Contributions	50.00	0.00	0.00	0.00	0.00	0.00
<a href="#">01-774-6301</a>	Advertising	2,042.35	1,002.71	1,854.51	2,000.00	2,000.00	2,200.00
<a href="#">01-775-6102</a>	Electricity	0.00	0.00	0.00	0.00	0.00	0.00
<a href="#">01-775-6103</a>	Natural Gas	0.00	0.00	0.00	0.00	0.00	0.00
<a href="#">01-775-6104</a>	Telephone	0.00	0.00	0.00	0.00	0.00	0.00
<a href="#">01-775-6105</a>	Other Utility Services	0.00	0.00	0.00	0.00	0.00	0.00
<a href="#">01-775-6214</a>	Other Professional Services	-829.51	0.00	0.00	0.00	0.00	0.00
<a href="#">01-775-6222</a>	Janitorial Services	0.00	0.00	0.00	0.00	0.00	0.00
<a href="#">01-775-6301</a>	Advertising	0.00	-396.00	0.00	0.00	0.00	0.00
<a href="#">01-776-6102</a>	Electricity	834.12	0.00	0.00	0.00	0.00	0.00
<a href="#">01-776-6103</a>	Natural Gas	1,386.24	0.00	0.00	0.00	0.00	0.00
<a href="#">01-776-6104</a>	Telephone	140.92	0.00	0.00	0.00	0.00	0.00
<a href="#">01-776-6214</a>	Other Professional Services	0.00	0.00	0.00	0.00	0.00	0.00
<a href="#">01-776-6301</a>	Advertising	0.00	0.00	0.00	0.00	0.00	0.00
<a href="#">01-776-6306</a>	Other Rentals	4,400.00	0.00	0.00	0.00	0.00	0.00
<a href="#">01-880-6212</a>	Payments to Contractors	0.00	0.00	0.00	0.00	0.00	0.00
<a href="#">01-998-6000</a>	Collection Expense	0.00	0.00	0.00	0.00	0.00	0.00
<a href="#">01-998-6102</a>	Electricity	0.00	0.00	0.00	0.00	0.00	0.00
<a href="#">01-998-6103</a>	Natural Gas	0.00	0.00	0.00	0.00	0.00	0.00
<a href="#">01-998-6104</a>	Telephone	0.00	0.00	0.00	0.00	0.00	0.00
<a href="#">01-998-6105</a>	Other Utility Services	0.00	0.00	0.00	0.00	0.00	0.00
<a href="#">01-998-6212</a>	Payments to Contractors	0.00	0.00	0.00	0.00	0.00	0.00
<a href="#">01-998-6214</a>	Other Professional Services	0.00	0.00	0.00	0.00	0.00	0.00
<a href="#">01-998-6215</a>	Other Insurances	0.00	0.00	0.00	0.00	0.00	0.00
<a href="#">01-998-6217</a>	Contributions	0.00	0.00	0.00	0.00	0.00	0.00
<a href="#">01-998-6218</a>	Claims/Losses	0.00	0.00	0.00	0.00	0.00	0.00
<a href="#">01-998-6220</a>	Engineering Services	0.00	0.00	0.00	0.00	0.00	0.00
<a href="#">01-998-6225</a>	Laundry and Sanitation	0.00	0.00	0.00	0.00	0.00	0.00
<a href="#">01-998-6226</a>	Bad Debts	0.00	0.00	0.00	0.00	0.00	0.00
<a href="#">01-998-6301</a>	Advertising	0.00	0.00	0.00	0.00	0.00	0.00
<a href="#">01-998-6302</a>	Equipment Rentals	0.00	0.00	0.00	0.00	0.00	0.00
<a href="#">01-998-6303</a>	License Fees	0.00	0.00	0.00	0.00	0.00	0.00
<a href="#">01-998-6306</a>	Equipment Rentals	0.00	0.00	0.00	0.00	0.00	0.00
<b>Category 600 Total:</b>		<b>860,425.77</b>	<b>1,024,548.97</b>	<b>1,252,511.04</b>	<b>1,038,194.00</b>	<b>1,013,194.00</b>	<b>1,197,745.00</b>
<b>Category: 710 - Commodities</b>							
<a href="#">01-100-7103</a>	Food Supply	0.00	0.00	0.00	0.00	0.00	0.00
<a href="#">01-100-7301</a>	Refunds	1,575.00	1,925.00	2,545.00	1,000.00	1,000.00	1,000.00
<a href="#">01-100-7303</a>	Other Taxes/Fees	946.74	3,611.66	3,046.80	500.00	500.00	500.00
<a href="#">01-201-7100</a>	Office Supplies/Publications	304.61	3,700.36	213.81	2,000.00	2,000.00	2,000.00

City of Arkansas City, Kansas

		2012 Actual	2013 Actual	2014 Actual	2015 Adopted Budget	2015 Working Budget	2016 Adopted Budget
<a href="#">01-201-7101</a>	Other Supplies/Tools	622.22	77.94	228.27	200.00	200.00	200.00
<a href="#">01-201-7102</a>	Clothing/Uniforms	0.00	0.00	0.00	0.00	0.00	0.00
<a href="#">01-201-7103</a>	Food Supply	2,714.52	3,677.79	2,529.05	4,000.00	4,000.00	3,000.00
<a href="#">01-201-7303</a>	Other Taxes/Fees	0.00	92.00	0.00	0.00	0.00	0.00
<a href="#">01-203-7100</a>	Office Supplies/Publications	2,362.61	1,591.90	2,103.46	2,000.00	2,000.00	2,000.00
<a href="#">01-203-7101</a>	Other Supplies/Tools	85.04	1,419.55	301.37	1,000.00	1,000.00	1,000.00
<a href="#">01-203-7102</a>	Clothing/Uniforms	468.90	65.96	118.46	300.00	300.00	300.00
<a href="#">01-203-7103</a>	Food Supply	507.28	78.27	0.00	0.00	0.00	0.00
<a href="#">01-203-7110</a>	Postage/Shipping	136.33	3.58	0.00	200.00	200.00	200.00
<a href="#">01-203-7204</a>	Building Materials/Repairs	0.00	0.00	0.00	0.00	0.00	0.00
<a href="#">01-204-7100</a>	Office Supplies/Publications	3,469.65	2,517.30	1,809.79	1,000.00	1,000.00	1,000.00
<a href="#">01-204-7101</a>	Other Supplies/Tools	0.00	15.90	0.00	0.00	0.00	0.00
<a href="#">01-204-7102</a>	Clothing/Uniforms	0.00	68.96	0.00	0.00	0.00	0.00
<a href="#">01-204-7103</a>	Food Supply	0.00	0.00	0.00	0.00	0.00	0.00
<a href="#">01-204-7108</a>	Laboratory Tests/Evaluations	0.00	0.00	0.00	0.00	0.00	0.00
<a href="#">01-204-7110</a>	Postage/Shipping	644.68	2.20	0.00	0.00	0.00	0.00
<a href="#">01-204-7301</a>	Refunds	27.00	0.00	0.00	0.00	0.00	0.00
<a href="#">01-205-7100</a>	Office Supplies/Publications	107.40	117.50	0.00	250.00	250.00	250.00
<a href="#">01-205-7110</a>	Postage/Shipping	0.45	0.00	0.00	0.00	0.00	0.00
<a href="#">01-207-7100</a>	Office Supplies/Publications	3,243.11	1,572.11	1,166.11	2,500.00	2,500.00	1,500.00
<a href="#">01-207-7101</a>	Other Supplies/Tools	1,814.74	1,437.03	3,808.69	1,300.00	1,300.00	1,300.00
<a href="#">01-207-7102</a>	Clothing/Uniforms	1,170.30	576.28	461.00	300.00	300.00	300.00
<a href="#">01-207-7103</a>	Food Supply	494.85	177.96	206.25	0.00	0.00	0.00
<a href="#">01-207-7110</a>	Postage/Shipping	4,937.15	14.91	136.17	500.00	500.00	500.00
<a href="#">01-207-7115</a>	Building Demolition	22,160.00	100.00	13,722.91	75,000.00	25,000.00	25,000.00
<a href="#">01-207-7200</a>	Fuel/Oil	2,474.12	1,572.84	1,528.40	2,000.00	2,000.00	2,000.00
<a href="#">01-207-7201</a>	Equipment Repair/Parts/Maintena...	2,625.56	658.94	553.72	4,500.00	4,500.00	3,000.00
<a href="#">01-207-7202</a>	Motor Vehicle Repair/Parts	480.51	295.98	0.00	1,000.00	1,000.00	1,000.00
<a href="#">01-207-7300</a>	Reimbursement	0.00	0.00	0.00	0.00	0.00	0.00
<a href="#">01-207-7301</a>	Refunds	0.00	0.00	0.00	0.00	0.00	0.00
<a href="#">01-207-7303</a>	Other Taxes/Fees	0.00	0.00	0.00	0.00	0.00	0.00
<a href="#">01-209-7100</a>	Office Supplies/Publications	8,897.61	7,828.12	6,607.31	5,000.00	5,000.00	6,000.00
<a href="#">01-209-7101</a>	Other Supplies/Tools	3,335.23	667.87	168.45	1,000.00	1,000.00	750.00
<a href="#">01-209-7102</a>	Clothing/Uniforms	16.85	903.24	245.86	500.00	500.00	500.00
<a href="#">01-209-7103</a>	Food Supply	489.41	29.78	18.37	0.00	0.00	0.00
<a href="#">01-209-7110</a>	Postage/Shipping	5,847.92	4,272.71	7,805.85	12,000.00	12,000.00	13,000.00
<a href="#">01-209-7200</a>	Fuel/Oil	0.00	20.00	0.00	0.00	0.00	0.00
<a href="#">01-209-7301</a>	Refunds	0.00	0.00	0.00	0.00	0.00	0.00
<a href="#">01-209-7303</a>	Other Taxes/Fees	0.00	0.00	0.00	0.00	0.00	0.00
<a href="#">01-310-7100</a>	Office Supplies/Publications	6,373.51	3,140.50	3,050.13	3,800.00	3,800.00	3,500.00
<a href="#">01-310-7101</a>	Other Supplies/Tools	7,375.93	5,113.75	4,838.82	9,000.00	9,000.00	11,000.00
<a href="#">01-310-7102</a>	Clothing/Uniforms	11,444.10	3,587.46	12,168.67	13,000.00	13,000.00	12,500.00
<a href="#">01-310-7103</a>	Food Supply	2,009.18	0.00	0.00	0.00	0.00	0.00
<a href="#">01-310-7106</a>	Chemicals	4,177.10	2,647.46	155.31	4,400.00	4,400.00	4,400.00
<a href="#">01-310-7108</a>	Laboratory Tests/Evaluations	0.00	0.00	837.05	1,000.00	1,000.00	1,000.00
<a href="#">01-310-7109</a>	Medical Supplies	34,088.34	32,011.88	31,375.08	40,000.00	40,000.00	40,000.00

City of Arkansas City, Kansas

		2012 Actual	2013 Actual	2014 Actual	2015 Adopted Budget	2015 Working Budget	2016 Adopted Budget
<a href="#">01-310-7110</a>	Postage/Shipping	185.22	38.30	24.19	400.00	400.00	200.00
<a href="#">01-310-7111</a>	Training Materials	8,866.97	6,902.71	5,962.27	11,000.00	11,000.00	10,000.00
<a href="#">01-310-7121</a>	Community Risk Reduction	0.00	156.95	8,887.62	3,500.00	3,500.00	10,000.00
<a href="#">01-310-7200</a>	Fuel/Oil	39,661.22	34,857.10	35,599.36	38,000.00	38,000.00	38,000.00
<a href="#">01-310-7201</a>	Equipment Repair/Parts/Maintena...	22,180.15	21,047.15	15,930.13	25,000.00	25,000.00	25,000.00
<a href="#">01-310-7202</a>	Motor Vehicle Repair/Parts	22,244.59	20,543.11	23,294.48	29,400.00	29,400.00	32,000.00
<a href="#">01-310-7203</a>	Motor Vehicle Maint/Supplies	538.00	0.00	0.00	0.00	0.00	0.00
<a href="#">01-310-7204</a>	Building Materials/Repairs	8,984.89	11,159.53	15,336.83	15,000.00	15,000.00	46,000.00
<a href="#">01-310-7205</a>	Street/Sidewalk Materials	0.00	0.00	0.00	6,500.00	6,500.00	0.00
<a href="#">01-310-7301</a>	Refunds	12,074.76	9,456.37	8,122.93	9,000.00	9,000.00	9,000.00
<a href="#">01-421-7100</a>	Office Supplies/Publications	12,166.98	7,354.49	4,693.85	8,000.00	8,000.00	6,000.00
<a href="#">01-421-7101</a>	Other Supplies/Tools	19,954.72	15,149.70	17,018.17	15,000.00	15,000.00	15,000.00
<a href="#">01-421-7102</a>	Clothing/Uniforms	20,141.70	18,855.19	9,534.39	15,000.00	15,000.00	10,000.00
<a href="#">01-421-7103</a>	Food Supply	3,102.07	0.00	78.80	0.00	0.00	0.00
<a href="#">01-421-7104</a>	Prisoner Food	16,061.75	14,805.10	6,300.00	15,800.00	15,800.00	10,000.00
<a href="#">01-421-7105</a>	Prisoner Medical	2,082.14	1,089.78	412.22	2,500.00	2,500.00	5,000.00
<a href="#">01-421-7108</a>	Laboratory Tests/Evaluations	0.00	0.00	0.00	0.00	0.00	0.00
<a href="#">01-421-7110</a>	Postage/Shipping	2,335.11	763.75	1,240.45	500.00	500.00	1,000.00
<a href="#">01-421-7200</a>	Fuel/Oil	62,292.28	59,283.00	58,586.60	60,000.00	60,000.00	60,000.00
<a href="#">01-421-7201</a>	Equipment Repair/Parts/Maintena...	22,209.05	3,289.17	1,534.86	8,000.00	8,000.00	6,000.00
<a href="#">01-421-7202</a>	Motor Vehicle Repair/Parts	32,651.03	28,778.23	8,319.27	25,000.00	25,000.00	10,000.00
<a href="#">01-421-7204</a>	Building Materials/Repairs	15,489.50	10,102.78	5,409.09	10,000.00	10,000.00	10,000.00
<a href="#">01-421-7300</a>	Reimbursement	0.00	0.00	0.00	0.00	0.00	0.00
<a href="#">01-423-7100</a>	Office Supplies/Publications	316.00	0.00	0.00	0.00	0.00	0.00
<a href="#">01-423-7101</a>	Other Supplies/Tools	35.19	23.97	0.00	0.00	0.00	0.00
<a href="#">01-423-7103</a>	Food Supply	1.12	0.00	0.00	0.00	0.00	0.00
<a href="#">01-423-7110</a>	Postage/Shipping	44.82	0.00	0.00	0.00	0.00	0.00
<a href="#">01-423-7200</a>	Fuel/Oil	0.00	0.00	0.00	0.00	0.00	0.00
<a href="#">01-423-7201</a>	Equipment Repair/Parts/Maintena...	6,347.83	90.00	0.00	0.00	0.00	0.00
<a href="#">01-423-7202</a>	Motor Vehicle Repair/Parts	34.77	0.00	0.00	0.00	0.00	0.00
<a href="#">01-423-7204</a>	Building Materials/Repairs	21.99	0.00	0.00	0.00	0.00	0.00
<a href="#">01-530-7100</a>	Office Supplies/Publications	470.85	0.00	223.00	300.00	300.00	300.00
<a href="#">01-530-7101</a>	Other Supplies/Tools	23,902.01	35,836.66	32,522.36	33,000.00	33,000.00	34,000.00
<a href="#">01-530-7102</a>	Clothing/Uniforms	6,535.53	5,377.22	6,403.04	7,000.00	7,000.00	7,500.00
<a href="#">01-530-7103</a>	Food Supply	658.44	45.99	0.00	0.00	0.00	0.00
<a href="#">01-530-7106</a>	Chemicals	7,877.58	12,970.10	11,270.55	15,000.00	15,000.00	15,000.00
<a href="#">01-530-7110</a>	Postage/Shipping	105.17	21.94	49.66	50.00	50.00	50.00
<a href="#">01-530-7200</a>	Fuel/Oil	24,276.89	22,698.69	20,711.87	25,000.00	25,000.00	25,000.00
<a href="#">01-530-7201</a>	Equipment Repair/Parts/Maintena...	11,142.41	8,435.31	8,206.84	13,500.00	13,500.00	105,500.00
<a href="#">01-530-7202</a>	Motor Vehicle Repair/Parts	10,835.70	5,661.04	4,724.40	6,500.00	6,500.00	6,500.00
<a href="#">01-530-7203</a>	Motor Vehicle Maint/Supplies	0.00	0.00	0.00	0.00	0.00	0.00
<a href="#">01-530-7204</a>	Building Materials/Repairs	8,933.74	31,027.77	18,692.56	30,000.00	30,000.00	130,000.00
<a href="#">01-530-7205</a>	Street/Sidewalk Materials	5,139.42	153.87	4,450.16	8,000.00	8,000.00	8,000.00
<a href="#">01-530-7306</a>	Insurance Repair/Replacement	1,972.18	0.00	0.00	0.00	0.00	0.00
<a href="#">01-531-7101</a>	Other Supplies/Tools	0.00	0.00	0.00	0.00	0.00	0.00
<a href="#">01-531-7205</a>	Street/Sidewalk Materials	0.00	0.00	0.00	0.00	0.00	0.00

City of Arkansas City, Kansas

		2012 Actual	2013 Actual	2014 Actual	2015 Adopted Budget	2015 Working Budget	2016 Adopted Budget
<a href="#">01-532-7101</a>	Other Supplies/Tools	2,952.28	3,602.24	872.56	3,500.00	3,500.00	3,500.00
<a href="#">01-532-7106</a>	Chemicals	10,746.00	11,778.09	7,088.25	12,000.00	12,000.00	12,500.00
<a href="#">01-532-7110</a>	Postage/Shipping	0.00	0.00	0.00	0.00	0.00	0.00
<a href="#">01-532-7201</a>	Equipment Repair/Parts/Maintena...	1,586.10	436.75	73.86	2,500.00	2,500.00	2,500.00
<a href="#">01-532-7204</a>	Building Materials/Repairs	5,717.52	853.80	10,423.05	8,000.00	8,000.00	10,000.00
<a href="#">01-532-7205</a>	Street/Sidewalk Materials	0.00	0.00	0.00	0.00	0.00	0.00
<a href="#">01-533-7100</a>	Office Supplies/Publications	113.78	351.76	305.20	150.00	150.00	300.00
<a href="#">01-533-7101</a>	Other Supplies/Tools	7,868.50	6,564.02	5,214.50	5,000.00	5,000.00	5,500.00
<a href="#">01-533-7102</a>	Clothing/Uniforms	1,119.61	771.20	1,422.86	1,000.00	1,000.00	1,500.00
<a href="#">01-533-7103</a>	Food Supply	513.35	17.85	0.00	0.00	0.00	0.00
<a href="#">01-533-7110</a>	Postage/Shipping	0.94	0.00	0.00	100.00	100.00	100.00
<a href="#">01-533-7200</a>	Fuel/Oil	7,327.27	2,079.38	3,314.92	3,500.00	3,500.00	3,700.00
<a href="#">01-533-7201</a>	Equipment Repair/Parts/Maintena...	5,532.36	4,176.92	6,786.02	5,000.00	5,000.00	7,000.00
<a href="#">01-533-7202</a>	Motor Vehicle Repair/Parts	1,158.28	1,558.24	701.97	1,500.00	1,500.00	3,000.00
<a href="#">01-533-7204</a>	Building Materials/Repairs	1,819.10	137.62	2,205.69	6,000.00	6,000.00	6,000.00
<a href="#">01-533-7205</a>	Street/Sidewalk Materials	192.99	11,044.73	10,000.00	10,000.00	10,000.00	11,000.00
<a href="#">01-533-7301</a>	Refunds	0.00	936.00	330.00	0.00	0.00	0.00
<a href="#">01-533-7306</a>	Insurance Repair/Replacement	16,800.00	0.00	0.00	0.00	0.00	0.00
<a href="#">01-534-7100</a>	Office Supplies/Publications	0.00	0.00	0.00	0.00	0.00	0.00
<a href="#">01-534-7101</a>	Other Supplies/Tools	8,966.78	0.00	0.00	0.00	0.00	0.00
<a href="#">01-534-7102</a>	Clothing/Uniforms	408.60	0.00	0.00	0.00	0.00	0.00
<a href="#">01-534-7110</a>	Postage/Shipping	0.00	0.00	0.00	0.00	0.00	0.00
<a href="#">01-534-7201</a>	Equipment Repair/Parts/Maintena...	3,517.74	0.00	0.00	0.00	0.00	0.00
<a href="#">01-534-7204</a>	Building Materials/Repairs	23,893.96	0.00	0.00	0.00	0.00	0.00
<a href="#">01-534-7205</a>	Street/Sidewalk Materials	3,000.00	0.00	0.00	0.00	0.00	0.00
<a href="#">01-534-7206</a>	Building and Improvements	0.00	0.00	0.00	0.00	0.00	0.00
<a href="#">01-534-7301</a>	Refunds	1,400.00	0.00	0.00	0.00	0.00	0.00
<a href="#">01-540-7101</a>	Other Supplies/Tools	0.00	0.00	0.00	0.00	0.00	0.00
<a href="#">01-542-7100</a>	Office Supplies/Publications	129.99	37.50	870.71	1,000.00	1,000.00	1,000.00
<a href="#">01-542-7101</a>	Other Supplies/Tools	0.00	437.22	10,077.26	6,000.00	6,000.00	6,000.00
<a href="#">01-542-7102</a>	Clothing/Uniforms	0.00	0.00	7,460.64	7,500.00	7,500.00	7,500.00
<a href="#">01-542-7110</a>	Postage/Shipping	0.00	2.90	0.00	100.00	100.00	100.00
<a href="#">01-542-7201</a>	Equipment Repair/Parts/Maintena...	277.50	21,261.03	2,710.90	0.00	0.00	0.00
<a href="#">01-542-7204</a>	Building Materials/Repairs	0.00	2,490.51	959.74	10,000.00	10,000.00	10,000.00
<a href="#">01-542-7205</a>	Street/Sidewalk Materials	0.00	0.00	0.00	0.00	0.00	0.00
<a href="#">01-542-7207</a>	Street Flags and Signs	0.00	0.00	3,763.80	10,000.00	10,000.00	10,000.00
<a href="#">01-770-7100</a>	Office Supplies/Publications	219.96	135.28	120.79	75.00	75.00	100.00
<a href="#">01-770-7101</a>	Other Supplies/Tools	473.09	1,215.11	3,601.87	800.00	800.00	1,500.00
<a href="#">01-770-7103</a>	Food Supply	255.80	14.68	0.00	2,500.00	2,500.00	1,500.00
<a href="#">01-770-7110</a>	Postage/Shipping	16.38	0.00	0.00	0.00	0.00	0.00
<a href="#">01-770-7201</a>	Equipment Repair/Parts/Maintena...	129.08	2,599.48	60.50	350.00	350.00	500.00
<a href="#">01-770-7204</a>	Building Materials/Repairs	4,690.50	2,778.11	18,539.55	2,500.00	2,500.00	30,000.00
<a href="#">01-770-7301</a>	Refunds	1,440.00	1,574.00	1,335.00	0.00	0.00	1,000.00
<a href="#">01-774-7100</a>	Office Supplies/Publications	574.49	1,018.33	1,214.61	675.00	675.00	1,500.00
<a href="#">01-774-7101</a>	Other Supplies/Tools	18,752.43	7,969.40	8,361.59	12,000.00	12,000.00	12,000.00
<a href="#">01-774-7103</a>	Food Supply	2,646.65	2,215.27	2,197.99	2,500.00	2,500.00	2,700.00

City of Arkansas City, Kansas

		2012 Actual	2013 Actual	2014 Actual	2015 Adopted Budget	2015 Working Budget	2016 Adopted Budget
<a href="#">01-774-7110</a>	Postage/Shipping	97.17	27.00	0.00	50.00	50.00	50.00
<a href="#">01-774-7200</a>	Fuel/Oil	1,682.77	1,089.00	1,217.03	1,200.00	1,200.00	1,350.00
<a href="#">01-774-7201</a>	Equipment Repair/Parts/Maintena...	1,933.08	2,772.94	0.00	1,250.00	1,250.00	2,500.00
<a href="#">01-774-7202</a>	Motor Vehicle Repair/Parts	0.00	442.93	400.13	1,000.00	1,000.00	1,500.00
<a href="#">01-774-7203</a>	Motor Vehicle Maint/Supplies	0.00	0.00	0.00	0.00	0.00	0.00
<a href="#">01-774-7204</a>	Building Materials/Repairs	1,986.52	1,913.82	2,976.25	3,000.00	3,000.00	5,000.00
<a href="#">01-774-7301</a>	Refunds	275.00	0.00	0.00	0.00	0.00	0.00
<a href="#">01-775-7100</a>	Office Supplies/Publications	0.00	0.00	0.00	0.00	0.00	0.00
<a href="#">01-775-7101</a>	Other Supplies/Tools	0.00	0.00	0.00	0.00	0.00	0.00
<a href="#">01-775-7103</a>	Food Supply	0.00	0.00	0.00	0.00	0.00	0.00
<a href="#">01-775-7107</a>	Materials for Resale	0.00	0.00	0.00	0.00	0.00	0.00
<a href="#">01-775-7110</a>	Postage/Shipping	271.75	0.00	0.00	0.00	0.00	0.00
<a href="#">01-775-7201</a>	Equipment Repair/Parts/Maintena...	0.00	0.00	0.00	0.00	0.00	0.00
<a href="#">01-775-7204</a>	Building Materials/Repairs	0.00	0.00	0.00	0.00	0.00	0.00
<a href="#">01-775-7302</a>	Sales Tax Expense	0.00	0.00	0.00	0.00	0.00	0.00
<a href="#">01-776-7100</a>	Office Supplies/Publications	0.00	0.00	0.00	0.00	0.00	0.00
<a href="#">01-776-7101</a>	Other Supplies/Tools	0.00	0.00	0.00	0.00	0.00	0.00
<a href="#">01-776-7103</a>	Food Supply	383.22	0.00	0.00	0.00	0.00	0.00
<a href="#">01-776-7204</a>	Building Materials/Repairs	3,771.71	0.00	0.00	0.00	0.00	0.00
<a href="#">01-880-7101</a>	Other Supplies/Tools	0.00	0.00	0.00	0.00	0.00	0.00
<a href="#">01-998-7100</a>	Office Supplies/Publications	0.00	0.00	0.00	0.00	0.00	0.00
<a href="#">01-998-7103</a>	Food Supply	0.00	0.00	0.00	0.00	0.00	0.00
<a href="#">01-998-7105</a>	Prisoner Medical	0.00	0.00	0.00	0.00	0.00	0.00
<a href="#">01-998-7106</a>	Chemicals	0.00	0.00	0.00	0.00	0.00	0.00
<a href="#">01-998-7108</a>	Laboratory Tests/Evaluations	0.00	0.00	0.00	0.00	0.00	0.00
<a href="#">01-998-7109</a>	Medical Supplies	0.00	0.00	0.00	0.00	0.00	0.00
<a href="#">01-998-7110</a>	Postage/Shipping	0.00	0.00	0.00	0.00	0.00	0.00
<a href="#">01-998-7116</a>	Janitor and Household Sup	0.00	0.00	0.00	0.00	0.00	0.00
<a href="#">01-998-7118</a>	Training Materials	0.00	0.00	0.00	0.00	0.00	0.00
<a href="#">01-998-7200</a>	Fuel/Oil	0.00	0.00	0.00	0.00	0.00	0.00
<a href="#">01-998-7204</a>	Building Materials/Repairs	0.00	0.00	0.00	0.00	0.00	0.00
<a href="#">01-998-7205</a>	Street/Sidewalk Materials	0.00	0.00	0.00	0.00	0.00	0.00
<a href="#">01-998-7206</a>	Building and Improvements	0.00	0.00	0.00	0.00	0.00	0.00
<a href="#">01-998-7210</a>	Other Equipment Parts	0.00	0.00	0.00	0.00	0.00	0.00
<a href="#">01-998-7211</a>	Other Equip. Services	0.00	0.00	0.00	0.00	0.00	0.00
<a href="#">01-998-7301</a>	Refunds	0.00	0.00	0.00	0.00	0.00	0.00
<a href="#">01-998-7303</a>	Other Taxes/Fees	0.00	0.00	0.00	0.00	0.00	0.00
<b>Category 710 Total:</b>		<b>713,943.97</b>	<b>565,872.77</b>	<b>549,897.35</b>	<b>745,950.00</b>	<b>695,950.00</b>	<b>936,150.00</b>
<b>Category: 740 - Capital Outlay</b>							
<a href="#">01-100-7401</a>	Land/Easments/ROW	0.00	0.00	14,081.45	0.00	0.00	0.00
<a href="#">01-100-7405</a>	Machinery/Equipment	0.00	0.00	0.00	0.00	0.00	0.00
<a href="#">01-100-7600</a>	Depreciation	0.00	0.00	0.00	0.00	0.00	0.00
<a href="#">01-201-7503</a>	Audio/Visual Equipment	3,786.25	577.08	113.50	1,500.00	1,500.00	1,500.00
<a href="#">01-203-7405</a>	Machinery/Equipment	0.00	0.00	0.00	1,000.00	1,000.00	500.00
<a href="#">01-203-7406</a>	Office Equipment/Furniture	2,955.00	386.05	0.00	1,000.00	1,000.00	1,000.00
<a href="#">01-203-7504</a>	Computer Equipment	2,245.48	4,245.70	1,166.88	1,000.00	1,000.00	2,000.00
<a href="#">01-203-7505</a>	Computer Software	1,470.85	4,000.00	-3,841.00	500.00	500.00	500.00

City of Arkansas City, Kansas

		2012 Actual	2013 Actual	2014 Actual	2015 Adopted Budget	2015 Working Budget	2016 Adopted Budget
<a href="#">01-204-7406</a>	Office Equipment/Furniture	0.00	0.00	0.00	0.00	0.00	0.00
<a href="#">01-204-7504</a>	Computer Equipment	3,556.54	873.08	0.00	0.00	0.00	0.00
<a href="#">01-204-7505</a>	Computer Software	725.52	2,586.33	7,407.21	3,512.00	3,512.00	3,512.00
<a href="#">01-207-7403</a>	Motor Vehicles	0.00	0.00	0.00	0.00	0.00	0.00
<a href="#">01-207-7405</a>	Machinery/Equipment	99.48	0.00	0.00	15,250.00	15,250.00	18,000.00
<a href="#">01-207-7406</a>	Office Equipment/Furniture	0.00	50.00	0.00	0.00	0.00	0.00
<a href="#">01-207-7502</a>	Communication Equipment	0.00	0.00	0.00	2,000.00	2,000.00	2,000.00
<a href="#">01-207-7504</a>	Computer Equipment	906.55	312.50	2,064.13	12,000.00	12,000.00	4,000.00
<a href="#">01-207-7505</a>	Computer Software	20,996.76	3,532.33	757.97	1,250.00	1,250.00	1,250.00
<a href="#">01-207-7600</a>	Depreciation	0.00	0.00	0.00	0.00	0.00	0.00
<a href="#">01-208-7405</a>	Machinery/Equipment	0.00	0.00	0.00	0.00	0.00	0.00
<a href="#">01-209-7405</a>	Machinery/Equipment	0.00	0.00	750.13	0.00	0.00	0.00
<a href="#">01-209-7406</a>	Office Equipment/Furniture	0.00	28.00	0.00	0.00	0.00	3,500.00
<a href="#">01-209-7503</a>	Audio/Visual Equipment	0.00	0.00	65.69	0.00	0.00	0.00
<a href="#">01-209-7504</a>	Computer Equipment	6,144.07	5,181.42	4,529.47	16,500.00	16,500.00	8,000.00
<a href="#">01-209-7505</a>	Computer Software	9,163.09	4,972.45	3,905.65	0.00	0.00	0.00
<a href="#">01-209-7600</a>	Depreciation	0.00	0.00	0.00	0.00	0.00	0.00
<a href="#">01-310-7403</a>	Motor Vehicles	32,016.10	0.00	0.00	0.00	0.00	0.00
<a href="#">01-310-7404</a>	Fire Trucks/Ambulances	27,983.90	78,593.00	141,957.00	0.00	0.00	0.00
<a href="#">01-310-7405</a>	Machinery/Equipment	39,655.89	24,751.76	37,148.77	168,496.00	113,496.00	49,000.00
<a href="#">01-310-7406</a>	Office Equipment/Furniture	433.00	0.00	112.96	1,200.00	1,200.00	2,500.00
<a href="#">01-310-7504</a>	Computer Equipment	3,226.82	4,801.79	1,921.67	3,500.00	3,500.00	3,500.00
<a href="#">01-310-7505</a>	Computer Software	8,444.85	1,622.32	6,956.50	7,500.00	7,500.00	9,500.00
<a href="#">01-310-7600</a>	Depreciation	0.00	0.00	0.00	0.00	0.00	0.00
<a href="#">01-421-7402</a>	Capital Improvement	0.00	0.00	0.00	0.00	0.00	0.00
<a href="#">01-421-7403</a>	Motor Vehicles	11,995.00	77,190.00	42,695.00	72,000.00	72,000.00	72,000.00
<a href="#">01-421-7405</a>	Machinery/Equipment	9,913.07	19,280.00	15,446.46	20,000.00	20,000.00	17,000.00
<a href="#">01-421-7406</a>	Office Equipment/Furniture	1,468.10	2,084.48	0.00	0.00	0.00	0.00
<a href="#">01-421-7502</a>	Communication Equipment	7,208.05	779.50	797.20	9,000.00	9,000.00	10,000.00
<a href="#">01-421-7503</a>	Audio/Visual Equipment	2,977.72	18,492.00	19,457.81	14,000.00	14,000.00	10,000.00
<a href="#">01-421-7504</a>	Computer Equipment	23,082.42	21,165.46	12,504.74	10,000.00	10,000.00	12,000.00
<a href="#">01-421-7505</a>	Computer Software	29,700.86	29,909.89	31,530.04	35,000.00	35,000.00	45,000.00
<a href="#">01-421-7600</a>	Depreciation	0.00	0.00	0.00	0.00	0.00	0.00
<a href="#">01-423-7405</a>	Machinery/Equipment	7,626.57	8,343.62	0.00	0.00	0.00	0.00
<a href="#">01-423-7502</a>	Communication Equipment	0.00	600.00	0.00	0.00	0.00	0.00
<a href="#">01-423-7504</a>	Computer Equipment	0.00	0.00	0.00	0.00	0.00	0.00
<a href="#">01-423-7505</a>	Computer Software	0.00	75.75	0.00	0.00	0.00	0.00
<a href="#">01-423-7600</a>	Depreciation	0.00	0.00	0.00	0.00	0.00	0.00
<a href="#">01-530-7400</a>	Buildings	0.00	38,742.08	209.32	0.00	0.00	0.00
<a href="#">01-530-7403</a>	Motor Vehicles	20,142.00	19,080.00	24,385.00	35,000.00	35,000.00	25,000.00
<a href="#">01-530-7405</a>	Machinery/Equipment	0.00	25,580.00	0.00	24,000.00	24,000.00	0.00
<a href="#">01-530-7504</a>	Computer Equipment	688.00	715.00	431.62	1,200.00	1,200.00	1,200.00
<a href="#">01-530-7505</a>	Computer Software	887.85	207.84	0.00	500.00	500.00	500.00
<a href="#">01-530-7600</a>	Depreciation	0.00	0.00	0.00	0.00	0.00	0.00
<a href="#">01-532-7405</a>	Machinery/Equipment	0.00	0.00	2,875.00	6,000.00	6,000.00	5,000.00
<a href="#">01-533-7405</a>	Machinery/Equipment	5,220.00	0.00	0.00	25,000.00	25,000.00	0.00

City of Arkansas City, Kansas

		2012 Actual	2013 Actual	2014 Actual	2015 Adopted Budget	2015 Working Budget	2016 Adopted Budget
<a href="#">01-533-7504</a>	Computer Equipment	956.52	933.00	0.00	800.00	800.00	1,200.00
<a href="#">01-533-7505</a>	Computer Software	0.00	587.85	0.00	600.00	600.00	600.00
<a href="#">01-533-7600</a>	Depreciation	0.00	0.00	0.00	0.00	0.00	0.00
<a href="#">01-534-7405</a>	Machinery/Equipment	0.00	0.00	0.00	0.00	0.00	0.00
<a href="#">01-540-7406</a>	Office Equipment/Furniture	0.00	0.00	0.00	0.00	0.00	0.00
<a href="#">01-542-7405</a>	Machinery/Equipment	0.00	0.00	75,938.00	50,000.00	50,000.00	0.00
<a href="#">01-542-7504</a>	Computer Equipment	0.00	0.00	1,588.52	0.00	0.00	0.00
<a href="#">01-542-7505</a>	Computer Software	0.00	0.00	0.00	900.00	900.00	900.00
<a href="#">01-770-7405</a>	Machinery/Equipment	0.00	0.00	2,250.86	1,000.00	1,000.00	1,200.00
<a href="#">01-770-7406</a>	Office Equipment/Furniture	0.00	0.00	0.00	0.00	0.00	0.00
<a href="#">01-770-7504</a>	Computer Equipment	489.00	1,291.57	318.96	1,000.00	1,000.00	1,200.00
<a href="#">01-774-7504</a>	Computer Equipment	0.00	0.00	1,017.47	1,200.00	1,200.00	1,200.00
<a href="#">01-775-7406</a>	Office Equipment/Furniture	0.00	0.00	0.00	0.00	0.00	0.00
<a href="#">01-776-7405</a>	Machinery/Equipment	0.00	0.00	0.00	0.00	0.00	0.00
<a href="#">01-998-7401</a>	Land/Easements/ROW	0.00	0.00	0.00	0.00	0.00	0.00
<a href="#">01-998-7403</a>	Motor Vehicles	0.00	0.00	0.00	0.00	0.00	0.00
<a href="#">01-998-7406</a>	Office Equipment/Furniture	0.00	0.00	0.00	0.00	0.00	0.00
<a href="#">01-998-7407</a>	Other Equipment	0.00	0.00	0.00	0.00	0.00	0.00
<a href="#">01-998-7502</a>	Communication Equipment	0.00	0.00	0.00	0.00	0.00	0.00
<b>Category 740 Total:</b>		<b>286,165.31</b>	<b>401,571.85</b>	<b>450,543.98</b>	<b>543,408.00</b>	<b>488,408.00</b>	<b>314,262.00</b>
<b>Category: 800 - Transfers</b>							
<a href="#">01-100-8000</a>	Transfer to Other Fund	0.00	18,728.93	0.00	0.00	0.00	0.00
<a href="#">01-100-8110</a>	Distribution to Other Agency	0.00	0.00	179.43	0.00	0.00	0.00
<a href="#">01-203-8001</a>	Transfer to ERF	0.00	0.00	0.00	0.00	0.00	0.00
<a href="#">01-207-8001</a>	Transfer to ERF	8,500.00	0.00	0.00	0.00	0.00	0.00
<a href="#">01-209-8001</a>	Transfer to ERF	0.00	0.00	0.00	0.00	0.00	0.00
<a href="#">01-310-8001</a>	Transfer to ERF	51,000.00	0.00	0.00	0.00	0.00	0.00
<a href="#">01-310-8002</a>	Transfer to CIP	0.00	25,000.00	0.00	0.00	0.00	0.00
<a href="#">01-310-8110</a>	Distribution to Other Agency	0.00	0.00	0.00	0.00	0.00	0.00
<a href="#">01-421-8001</a>	Transfer to ERF	0.00	25,000.00	0.00	0.00	0.00	0.00
<a href="#">01-421-8002</a>	Transfer to CIP	0.00	0.00	0.00	0.00	0.00	0.00
<a href="#">01-421-8110</a>	Distribution to Other Agency	0.00	0.00	0.00	0.00	0.00	0.00
<a href="#">01-530-8001</a>	Transfer to ERF	30,000.00	0.00	0.00	0.00	0.00	0.00
<a href="#">01-530-8002</a>	Transfer to CIP	0.00	100,000.00	0.00	0.00	0.00	0.00
<a href="#">01-533-8001</a>	Transfer to ERF	14,780.00	0.00	0.00	0.00	0.00	0.00
<a href="#">01-542-8001</a>	Transfer to ERF	0.00	100,000.00	0.00	0.00	0.00	0.00
<a href="#">01-542-8002</a>	Transfer to CIP	0.00	0.00	0.00	0.00	0.00	0.00
<a href="#">01-880-8110</a>	Distribution to Other Agency	0.00	0.00	0.00	0.00	0.00	0.00
<a href="#">01-998-5203</a>	Travel/ Meals/ Lodging	0.00	0.00	0.00	0.00	0.00	0.00
<a href="#">01-998-8000</a>	Transfer to Other Fund	0.00	0.00	0.00	0.00	0.00	0.00
<a href="#">01-998-8110</a>	Distribution to Other Agency	0.00	0.00	0.00	0.00	0.00	0.00
<b>Category 800 Total:</b>		<b>104,280.00</b>	<b>268,728.93</b>	<b>179.43</b>	<b>0.00</b>	<b>0.00</b>	<b>0.00</b>
<b>Category: 900 - Debt Service</b>							
<a href="#">01-100-9107</a>	Lease/Cert of Participation Payment	66,318.93	0.00	0.00	0.00	0.00	0.00
<a href="#">01-100-9200</a>	Emergency Reserve	0.00	0.00	0.00	175,000.00	0.00	300,000.00
<a href="#">01-206-9107</a>	Lease/Cert of Participation Payment	0.00	0.00	0.00	0.00	0.00	0.00
<a href="#">01-310-9107</a>	Lease/Cert of Participation Payment	84,215.89	117,670.37	151,124.85	231,125.00	231,125.00	235,000.00

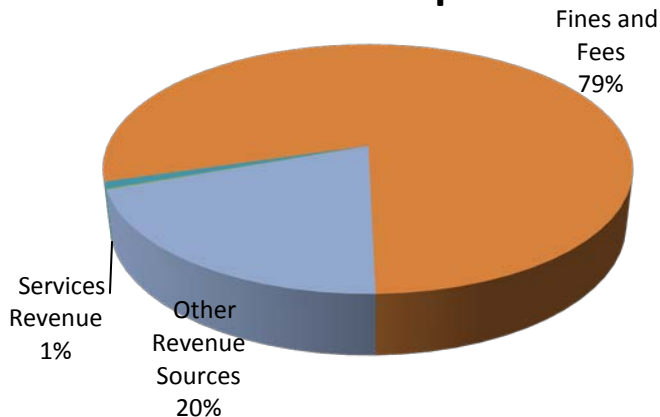
	2012 Actual	2013 Actual	2014 Actual	2015 Adopted Budget	2015 Working Budget	2016 Adopted Budget
<a href="#">01-999-9999</a> Profit Handler	0.00	0.00	0.00	0.00	0.00	0.00
<b>Category 900 Total:</b>	<b>150,534.82</b>	<b>117,670.37</b>	<b>151,124.85</b>	<b>406,125.00</b>	<b>231,125.00</b>	<b>535,000.00</b>
<b>Fund 01 Total:</b>	<b>8,179,703.38</b>	<b>8,386,097.46</b>	<b>8,093,496.30</b>	<b>9,028,230.00</b>	<b>8,498,230.00</b>	<b>9,460,748.00</b>



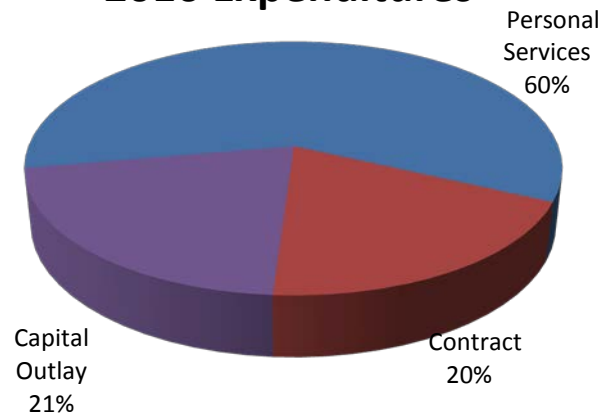
**Stormwater Fund- 15  
Fiscal Year 2016**

	ACTUAL 2012	ACTUAL 2013	ACTUAL 2014	BUDGETED 2015	ESTIMATED 2015	BUDGETED 2016
Unencumbered Cash January 1	414,259	468,227	679,208	662,038	496,536	452,429
<b>Receipts:</b>						
Taxes	-	-	-	-	-	-
Licenses and Permits	-	-	-	-	-	-
Use of Money & Property	482	396	388	488	488	400
Intergovernmental	-	-	-	-	-	-
Services Revenue	-	89	1,497	2,100	2,100	2,100
Fines and Fees	193,075	192,741	192,911	200,000	200,000	200,000
Other Revenue Sources	1,259	150,420	3	50,000	50,000	50,000
Transfers In	-	-	-	-	-	-
<b>Total Receipts</b>	<b>194,816</b>	<b>343,646</b>	<b>194,798</b>	<b>252,588</b>	<b>252,588</b>	<b>252,500</b>
<b>Total Available</b>	<b>609,075</b>	<b>811,873</b>	<b>874,006</b>	<b>914,626</b>	<b>749,124</b>	<b>704,929</b>
<b>Expenditures:</b>						
Personnel Services	92,360	131,820	152,996	172,995	172,995	183,407
Contractual	17,414	795	-	58,700	58,700	58,700
Commodities	546	51	599	-	-	-
Capital Outlay	30,528	-	223,875	65,000	65,000	65,000
Transfers To Other Funds	-	-	-	-	-	-
Debt Service	-	-	-	-	-	-
Reserve	-	-	-	-	-	-
<b>Total Expenditures</b>	<b>140,848</b>	<b>132,665</b>	<b>377,470</b>	<b>296,695</b>	<b>296,695</b>	<b>307,107</b>
Receipts Over(Under) Expenditures	53,968	210,981	(182,672)	(44,107)	(44,107)	(54,607)
Unencumbered Cash December 31	468,227	679,208	496,536	617,931	452,429	397,822

**2016 Receipts**



**2016 Expenditures**



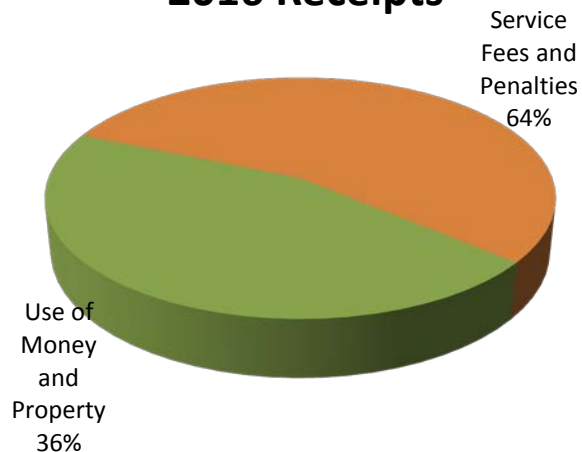
City of Arkansas City, Kansas

		2012 Actual	2013 Actual	2014 Actual	2015 Adopted Budget	2015 Working Budget	2016 Adopted Budget
<b>Fund: 15 - STORMWATER FUND</b>							
<b>Category: 500 - Personnel Services</b>							
<a href="#">15-544-5100</a>	Full Time Salary	54,258.56	90,349.46	100,843.04	113,100.00	113,100.00	122,882.00
<a href="#">15-544-5101</a>	Part Time Salary	0.00	1,344.70	0.00	0.00	0.00	0.00
<a href="#">15-544-5102</a>	Overtime Salary	2,027.09	3,128.33	3,442.06	2,000.00	2,000.00	2,000.00
<a href="#">15-544-5103</a>	SS/Medi Taxes	4,001.22	6,921.86	7,529.55	8,806.00	8,806.00	9,554.00
<a href="#">15-544-5105</a>	Retirement	0.00	0.00	0.00	0.00	0.00	0.00
<a href="#">15-544-5106</a>	KPERS	4,538.55	8,147.40	10,133.90	11,890.00	11,890.00	12,713.00
<a href="#">15-544-5111</a>	Life Insurance	75.60	88.34	107.49	120.00	120.00	127.00
<a href="#">15-544-5112</a>	Medical/Dental Insurance	23,432.39	20,053.92	27,773.83	31,908.00	31,908.00	32,444.00
<a href="#">15-544-5113</a>	Unemployment Insurance	309.56	521.32	573.51	634.00	634.00	687.00
<a href="#">15-544-5114</a>	Workers Comp	3,715.93	2,479.48	2,592.98	4,537.00	4,537.00	3,000.00
<a href="#">15-544-5199</a>	(To) From Other Dept	0.00	-1,215.11	0.00	0.00	0.00	0.00
	<b>Category 500 Total:</b>	<b>92,358.90</b>	<b>131,819.70</b>	<b>152,996.36</b>	<b>172,995.00</b>	<b>172,995.00</b>	<b>183,407.00</b>
<b>Category: 600 - Contractual</b>							
<a href="#">15-544-6212</a>	Payments to Contractors	17,286.31	0.00	0.00	50,000.00	50,000.00	50,000.00
<a href="#">15-544-6214</a>	Other Professional Services	60.00	559.89	0.00	8,000.00	8,000.00	8,000.00
<a href="#">15-544-6215</a>	Other Insurances	0.00	174.72	0.00	700.00	700.00	700.00
<a href="#">15-544-6301</a>	Advertising	67.95	0.00	0.00	0.00	0.00	0.00
<a href="#">15-544-6303</a>	License Fees	0.00	60.00	0.00	0.00	0.00	0.00
	<b>Category 600 Total:</b>	<b>17,414.26</b>	<b>794.61</b>	<b>0.00</b>	<b>58,700.00</b>	<b>58,700.00</b>	<b>58,700.00</b>
<b>Category: 710 - Commodities</b>							
<a href="#">15-544-7101</a>	Other Supplies/Tools	122.50	2.60	599.00	0.00	0.00	0.00
<a href="#">15-544-7102</a>	Clothing/Uniforms	0.00	13.04	0.00	0.00	0.00	0.00
<a href="#">15-544-7202</a>	Motor Vehicle Repair/Parts	423.96	35.30	0.00	0.00	0.00	0.00
<a href="#">15-998-7117</a>	Plumbing and Drainage Sup	0.00	0.00	0.00	0.00	0.00	0.00
	<b>Category 710 Total:</b>	<b>546.46</b>	<b>50.94</b>	<b>599.00</b>	<b>0.00</b>	<b>0.00</b>	<b>0.00</b>
<b>Category: 740 - Capital Outlay</b>							
<a href="#">15-544-7403</a>	Motor Vehicles	18,399.00	0.00	0.00	0.00	0.00	0.00
<a href="#">15-544-7405</a>	Machinery/Equipment	12,128.67	0.00	223,875.00	65,000.00	65,000.00	65,000.00
<a href="#">15-544-7600</a>	Depreciation	0.00	0.00	0.00	0.00	0.00	0.00
<a href="#">15-998-7401</a>	Land/Easments/ROW	0.00	0.00	0.00	0.00	0.00	0.00
<a href="#">15-998-7407</a>	Other Equipment	0.00	0.00	0.00	0.00	0.00	0.00
	<b>Category 740 Total:</b>	<b>30,527.67</b>	<b>0.00</b>	<b>223,875.00</b>	<b>65,000.00</b>	<b>65,000.00</b>	<b>65,000.00</b>
<b>Category: 800 - Transfers</b>							
<a href="#">15-880-8000</a>	Transfer to Other Fund	0.00	0.00	0.00	0.00	0.00	0.00
<a href="#">15-998-8000</a>	Transfer to Other Fund	0.00	0.00	0.00	0.00	0.00	0.00
	<b>Category 800 Total:</b>	<b>0.00</b>	<b>0.00</b>	<b>0.00</b>	<b>0.00</b>	<b>0.00</b>	<b>0.00</b>
<b>Category: 900 - Debt Service</b>							
<a href="#">15-999-9999</a>	Profit Handler	0.00	0.00	0.00	0.00	0.00	0.00
	<b>Category 900 Total:</b>	<b>0.00</b>	<b>0.00</b>	<b>0.00</b>	<b>0.00</b>	<b>0.00</b>	<b>0.00</b>
	<b>Fund 15 Total:</b>	<b>140,847.29</b>	<b>132,665.25</b>	<b>377,470.36</b>	<b>296,695.00</b>	<b>296,695.00</b>	<b>307,107.00</b>

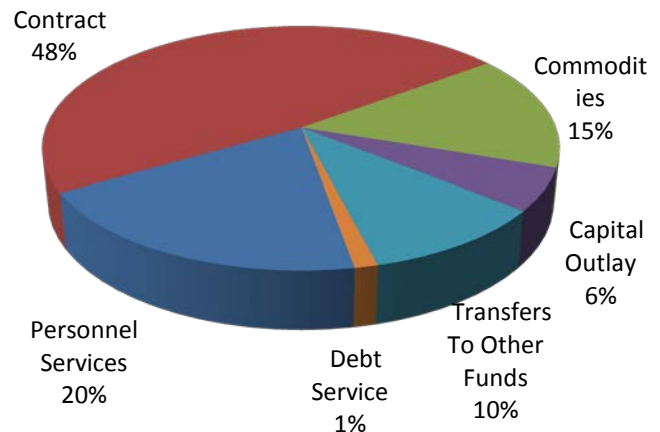
**Water Fund- 16  
Fiscal Year 2016**

	ACTUAL 2012	ACTUAL 2013	ACTUAL 2014	BUDGETED 2015	ESTIMATED 2015	BUDGETED 2016
Unencumbered Cash January 1	2,630,617	3,095,869	3,559,783	3,707,326	2,931,116	1,720,434
<b>Receipts:</b>						
Taxes	-	-	-	-	-	-
Licenses and Permits	-	-	-	-	-	-
Use of Money & Property	3,707	2,768	2,444	2,002,752	2,752	3,002,752
Intergovernmental	-	-	-	-	-	-
Services Revenue	268	145	1,076	100	100	100
Fines and Fees	3,678,225	3,310,476	3,633,183	3,631,000	3,631,000	3,634,150
Other Revenue Sources	7,049	19,472	31,837	-	-	-
Transfers In	-	-	-	-	-	-
<b>Total Receipts</b>	<b>3,689,250</b>	<b>3,332,860</b>	<b>3,668,539</b>	<b>5,633,852</b>	<b>3,633,852</b>	<b>6,637,002</b>
<b>Total Available</b>	<b>6,319,866</b>	<b>6,428,729</b>	<b>7,228,322</b>	<b>9,341,178</b>	<b>6,564,968</b>	<b>8,357,436</b>
<b>Expenditures:</b>						
Personnel Services	1,171,465	900,806	853,768	964,230	964,230	941,353
Contractual	544,859	717,846	1,902,199	4,344,100	2,344,100	2,344,100
Commodities	574,061	499,043	658,928	744,800	744,800	746,650
Capital Outlay	153,599	35,668	186,521	281,286	281,286	273,111
Transfers To Other Funds	614,990	655,466	635,672	700,000	450,000	495,000
Debt Service	165,024	60,118	60,118	60,118	60,118	60,120
Reserve	-	-	-	-	-	-
<b>Total Expenditures</b>	<b>3,223,997</b>	<b>2,868,946</b>	<b>4,297,206</b>	<b>7,094,534</b>	<b>4,844,534</b>	<b>4,860,334</b>
Receipts Over(Under)						
Expenditures	465,252	463,914	(628,667)	(1,460,682)	(1,210,682)	1,776,668
Unencumbered Cash December 31	<u>3,095,869</u>	<u>3,559,783</u>	<u>2,931,116</u>	<u>2,246,644</u>	<u>1,720,434</u>	<u>3,497,102</u>

**2016 Receipts**



**2016 Expenditures**



City of Arkansas City, Kansas

		2012 Actual	2013 Actual	2014 Actual	2015 Adopted Budget	2015 Working Budget	2016 Adopted Budget
<b>Fund: 16 - WATER FUND</b>							
<b>Category: 500 - Personnel Services</b>							
<a href="#">16-203-5100</a>	Full Time Salary	93,477.46	0.00	0.00	0.00	0.00	0.00
<a href="#">16-203-5101</a>	Part Time Salary	0.00	0.00	0.00	0.00	0.00	0.00
<a href="#">16-203-5102</a>	Overtime Salary	595.49	0.00	0.00	0.00	0.00	0.00
<a href="#">16-203-5103</a>	SS/Medi Taxes	6,941.40	0.00	0.00	0.00	0.00	0.00
<a href="#">16-203-5105</a>	Retirement	564.90	0.00	0.00	0.00	0.00	0.00
<a href="#">16-203-5106</a>	KPERS	7,660.81	0.00	0.00	0.00	0.00	0.00
<a href="#">16-203-5111</a>	Life Insurance	58.91	0.00	0.00	0.00	0.00	0.00
<a href="#">16-203-5112</a>	Medical/Dental Insurance	11,522.52	0.00	0.00	0.00	0.00	0.00
<a href="#">16-203-5113</a>	Unemployment Insurance	520.56	0.00	0.00	0.00	0.00	0.00
<a href="#">16-203-5114</a>	Workers Comp	98.00	0.00	0.00	0.00	0.00	0.00
<a href="#">16-205-5100</a>	Full Time Salary	15,584.78	0.00	0.00	0.00	0.00	0.00
<a href="#">16-205-5103</a>	SS/Medi Taxes	1,193.29	0.00	0.00	0.00	0.00	0.00
<a href="#">16-205-5105</a>	Retirement	0.00	0.00	0.00	0.00	0.00	0.00
<a href="#">16-205-5106</a>	KPERS	1,267.35	0.00	0.00	0.00	0.00	0.00
<a href="#">16-205-5111</a>	Life Insurance	0.00	0.00	0.00	0.00	0.00	0.00
<a href="#">16-205-5113</a>	Unemployment Insurance	83.89	0.00	0.00	0.00	0.00	0.00
<a href="#">16-205-5114</a>	Workers Comp	50.00	0.00	0.00	0.00	0.00	0.00
<a href="#">16-209-5100</a>	Full Time Salary	113,117.41	0.00	0.00	0.00	0.00	0.00
<a href="#">16-209-5101</a>	Part Time Salary	0.00	0.00	0.00	0.00	0.00	0.00
<a href="#">16-209-5102</a>	Overtime Salary	2,621.34	0.00	0.00	0.00	0.00	0.00
<a href="#">16-209-5103</a>	SS/Medi Taxes	8,231.46	0.00	0.00	0.00	0.00	0.00
<a href="#">16-209-5105</a>	Retirement	0.00	0.00	0.00	0.00	0.00	0.00
<a href="#">16-209-5106</a>	KPERS	8,919.84	0.00	0.00	0.00	0.00	0.00
<a href="#">16-209-5111</a>	Life Insurance	80.93	0.00	0.00	0.00	0.00	0.00
<a href="#">16-209-5112</a>	Medical/Dental Insurance	14,515.81	0.00	0.00	0.00	0.00	0.00
<a href="#">16-209-5113</a>	Unemployment Insurance	633.05	0.00	0.00	0.00	0.00	0.00
<a href="#">16-209-5114</a>	Workers Comp	210.00	0.00	0.00	0.00	0.00	0.00
<a href="#">16-209-5201</a>	Staffing Services	0.00	0.00	0.00	0.00	0.00	0.00
<a href="#">16-209-5202</a>	Employment Services	0.00	0.00	0.00	0.00	0.00	0.00
<a href="#">16-209-5203</a>	Travel/ Meals/ Lodging	558.48	0.00	0.00	0.00	0.00	0.00
<a href="#">16-209-5204</a>	Training/Seminars/Conferences	552.00	7,500.00	7,500.00	7,500.00	7,500.00	7,500.00
<a href="#">16-209-5205</a>	Dues/Memberships	559.73	0.00	0.00	0.00	0.00	0.00
<a href="#">16-209-5206</a>	Employee Appreciation	2,008.57	0.00	0.00	0.00	0.00	0.00
<a href="#">16-650-5100</a>	Full Time Salary	188,556.02	149,164.28	131,214.51	175,379.00	175,379.00	183,420.00
<a href="#">16-650-5101</a>	Part Time Salary	0.00	7,925.11	0.00	0.00	0.00	0.00
<a href="#">16-650-5102</a>	Overtime Salary	960.18	2,366.16	3,136.34	1,000.00	1,000.00	1,000.00
<a href="#">16-650-5103</a>	SS/Medi Taxes	13,897.41	11,657.01	9,748.58	13,493.00	13,493.00	14,109.00
<a href="#">16-650-5105</a>	Retirement	0.00	0.00	0.00	0.00	0.00	0.00
<a href="#">16-650-5106</a>	KPERS	15,491.74	13,649.98	13,063.86	18,220.00	18,220.00	18,774.00
<a href="#">16-650-5111</a>	Life Insurance	86.11	99.17	98.30	135.00	135.00	135.00
<a href="#">16-650-5112</a>	Medical/Dental Insurance	34,996.24	28,523.19	28,101.47	44,397.00	44,397.00	38,757.00
<a href="#">16-650-5113</a>	Unemployment Insurance	1,100.02	877.12	739.32	971.00	971.00	1,015.00
<a href="#">16-650-5114</a>	Workers Comp	5,610.28	1,595.19	3,612.55	8,091.00	8,091.00	4,000.00
<a href="#">16-650-5201</a>	Staffing Services	0.00	0.00	806.40	0.00	0.00	0.00
<a href="#">16-650-5202</a>	Employment Services	294.60	202.68	321.50	500.00	500.00	500.00

City of Arkansas City, Kansas

		2012 Actual	2013 Actual	2014 Actual	2015 Adopted Budget	2015 Working Budget	2016 Adopted Budget
<a href="#">16-650-5203</a>	Travel/ Meals/ Lodging	1,532.31	709.13	652.68	1,000.00	1,000.00	1,000.00
<a href="#">16-650-5204</a>	Training/Seminars/Conferences	2,062.11	1,050.22	1,597.00	2,250.00	2,250.00	2,250.00
<a href="#">16-650-5205</a>	Dues/Memberships	951.60	1,140.00	1,220.88	2,000.00	2,000.00	2,000.00
<a href="#">16-650-5206</a>	Employee Appreciation	500.00	0.00	0.00	500.00	500.00	500.00
<a href="#">16-650-5207</a>	Moving Expense	0.00	0.00	0.00	0.00	0.00	0.00
<a href="#">16-651-5100</a>	Full Time Salary	170,501.96	179,536.63	183,338.35	200,699.00	200,699.00	207,799.00
<a href="#">16-651-5101</a>	Part Time Salary	0.00	0.00	0.00	0.00	0.00	0.00
<a href="#">16-651-5102</a>	Overtime Salary	15,991.53	17,144.58	15,039.57	12,500.00	12,500.00	12,500.00
<a href="#">16-651-5103</a>	SS/Medi Taxes	13,562.19	14,269.49	14,369.34	16,310.00	16,310.00	16,853.00
<a href="#">16-651-5105</a>	Retirement	0.00	0.00	0.00	0.00	0.00	0.00
<a href="#">16-651-5106</a>	KPERS	14,978.13	17,066.80	19,244.35	22,025.00	22,025.00	22,427.00
<a href="#">16-651-5111</a>	Life Insurance	151.20	195.30	201.60	227.00	227.00	227.00
<a href="#">16-651-5112</a>	Medical/Dental Insurance	37,868.83	46,643.80	51,232.74	67,057.00	67,057.00	46,280.00
<a href="#">16-651-5113</a>	Unemployment Insurance	1,030.95	1,297.65	1,091.12	1,173.00	1,173.00	1,212.00
<a href="#">16-651-5114</a>	Workers Comp	7,454.55	8,184.01	7,736.16	9,258.00	9,258.00	8,787.00
<a href="#">16-651-5201</a>	Staffing Services	5,619.58	0.00	4,676.50	5,000.00	5,000.00	5,000.00
<a href="#">16-651-5202</a>	Employment Services	758.70	840.86	882.31	500.00	500.00	500.00
<a href="#">16-651-5203</a>	Travel/ Meals/ Lodging	332.02	0.00	413.93	1,000.00	1,000.00	1,000.00
<a href="#">16-651-5204</a>	Training/Seminars/Conferences	931.11	272.11	560.00	4,000.00	4,000.00	4,000.00
<a href="#">16-651-5205</a>	Dues/Memberships	410.00	739.00	496.00	800.00	800.00	800.00
<a href="#">16-651-5206</a>	Employee Appreciation	500.00	0.00	0.00	0.00	0.00	0.00
<a href="#">16-652-5100</a>	Full Time Salary	63,309.74	63,269.67	0.00	0.00	0.00	0.00
<a href="#">16-652-5102</a>	Overtime Salary	1,963.25	2,869.58	0.00	0.00	0.00	0.00
<a href="#">16-652-5103</a>	SS/Medi Taxes	4,693.70	4,760.15	0.00	0.00	0.00	0.00
<a href="#">16-652-5106</a>	KPERS	5,307.42	5,727.77	0.00	0.00	0.00	0.00
<a href="#">16-652-5111</a>	Life Insurance	75.60	75.60	0.00	0.00	0.00	0.00
<a href="#">16-652-5112</a>	Medical/Dental Insurance	18,782.70	18,098.74	0.00	0.00	0.00	0.00
<a href="#">16-652-5113</a>	Unemployment Insurance	359.03	363.73	0.00	0.00	0.00	0.00
<a href="#">16-652-5114</a>	Workers Comp	3,088.54	2,548.83	0.00	0.00	0.00	0.00
<a href="#">16-652-5199</a>	(To) From Other Dept	0.00	-66.54	0.00	0.00	0.00	0.00
<a href="#">16-652-5201</a>	Staffing Services	0.00	0.00	0.00	0.00	0.00	0.00
<a href="#">16-652-5202</a>	Employment Services	0.00	0.00	0.00	0.00	0.00	0.00
<a href="#">16-652-5204</a>	Training/Seminars/Conferences	416.53	301.11	0.00	0.00	0.00	0.00
<a href="#">16-653-5100</a>	Full Time Salary	152,241.70	179,835.56	212,297.68	214,379.00	214,379.00	219,037.00
<a href="#">16-653-5101</a>	Part Time Salary	0.00	0.00	0.00	0.00	0.00	0.00
<a href="#">16-653-5102</a>	Overtime Salary	9,866.03	9,187.45	12,001.75	10,000.00	10,000.00	10,000.00
<a href="#">16-653-5103</a>	SS/Medi Taxes	11,754.11	13,685.88	16,054.81	17,165.00	17,165.00	17,522.00
<a href="#">16-653-5105</a>	Retirement	0.00	0.00	0.00	0.00	0.00	0.00
<a href="#">16-653-5106</a>	KPERS	13,184.69	16,425.87	21,595.16	23,180.00	23,180.00	23,316.00
<a href="#">16-653-5111</a>	Life Insurance	214.20	234.76	262.84	265.00	265.00	265.00
<a href="#">16-653-5112</a>	Medical/Dental Insurance	43,964.48	46,367.33	61,952.53	67,633.00	67,633.00	53,846.00
<a href="#">16-653-5113</a>	Unemployment Insurance	891.59	1,039.85	1,234.78	1,234.00	1,234.00	1,260.00
<a href="#">16-653-5114</a>	Workers Comp	7,935.55	6,363.41	8,409.77	9,889.00	9,889.00	9,262.00
<a href="#">16-653-5199</a>	(To) From Other Dept	0.00	8,812.24	11,756.06	0.00	0.00	0.00
<a href="#">16-653-5201</a>	Staffing Services	0.00	6,262.00	3,366.30	1,000.00	1,000.00	1,000.00
<a href="#">16-653-5202</a>	Employment Services	689.71	868.00	1,856.18	1,000.00	1,000.00	1,000.00

City of Arkansas City, Kansas

		2012 Actual	2013 Actual	2014 Actual	2015 Adopted Budget	2015 Working Budget	2016 Adopted Budget
<a href="#">16-653-5203</a>	Travel/ Meals/ Lodging	0.00	0.00	489.87	500.00	500.00	500.00
<a href="#">16-653-5204</a>	Training/Seminars/Conferences	4,969.32	925.66	1,143.98	1,500.00	1,500.00	1,500.00
<a href="#">16-653-5205</a>	Dues/Memberships	0.00	200.00	251.00	500.00	500.00	500.00
<a href="#">16-998-5100</a>	Full Time Salary	0.00	0.00	0.00	0.00	0.00	0.00
<a href="#">16-998-5102</a>	Overtime Salary	0.00	0.00	0.00	0.00	0.00	0.00
<a href="#">16-998-5103</a>	SS/Medi Taxes	0.00	0.00	0.00	0.00	0.00	0.00
<a href="#">16-998-5105</a>	Retirement	0.00	0.00	0.00	0.00	0.00	0.00
<a href="#">16-998-5106</a>	KPERS	0.00	0.00	0.00	0.00	0.00	0.00
<a href="#">16-998-5111</a>	Life Insurance	0.00	0.00	0.00	0.00	0.00	0.00
<a href="#">16-998-5112</a>	Medical/Dental Insurance	0.00	0.00	0.00	0.00	0.00	0.00
<a href="#">16-998-5113</a>	Unemployment Insurance	0.00	0.00	0.00	0.00	0.00	0.00
<a href="#">16-998-5114</a>	Workers Comp	0.00	0.00	0.00	0.00	0.00	0.00
<a href="#">16-998-5201</a>	Staffing Services	0.00	0.00	0.00	0.00	0.00	0.00
<a href="#">16-998-5204</a>	Training/Seminars/Conferences	0.00	0.00	0.00	0.00	0.00	0.00
<b>Category 500 Total:</b>		<b>1,171,465.24</b>	<b>900,806.12</b>	<b>853,768.07</b>	<b>964,230.00</b>	<b>964,230.00</b>	<b>941,353.00</b>
<b>Category: 600 - Contractual</b>							
<a href="#">16-205-6210</a>	Legal Services	212,555.25	8,506.38	8,408.30	9,000.00	9,000.00	9,000.00
<a href="#">16-209-6104</a>	Telephone	1,374.30	0.00	0.00	0.00	0.00	0.00
<a href="#">16-209-6105</a>	Other Utility Services	976.67	0.00	0.00	0.00	0.00	0.00
<a href="#">16-209-6211</a>	Auditing	11,000.00	0.00	0.00	0.00	0.00	0.00
<a href="#">16-209-6214</a>	Other Professional Services	19,334.59	1,430.95	1,000.95	0.00	0.00	1,000.00
<a href="#">16-209-6215</a>	Other Insurances	40,024.44	0.00	0.00	0.00	0.00	0.00
<a href="#">16-209-6218</a>	Claims/Losses	0.00	0.00	0.00	0.00	0.00	0.00
<a href="#">16-209-6301</a>	Advertising	1,013.71	0.00	0.00	0.00	0.00	0.00
<a href="#">16-209-6302</a>	Equip Rental/Maintenance Contract	0.00	0.00	218.57	0.00	0.00	0.00
<a href="#">16-209-6305</a>	Service Charges	7,635.43	16,187.00	19,133.57	18,500.00	18,500.00	20,000.00
<a href="#">16-650-6102</a>	Electricity	1,143.05	71.76	0.00	1,500.00	1,500.00	1,500.00
<a href="#">16-650-6103</a>	Natural Gas	539.41	788.82	719.70	1,000.00	1,000.00	1,000.00
<a href="#">16-650-6104</a>	Telephone	1,178.49	978.18	1,824.71	1,500.00	1,500.00	1,500.00
<a href="#">16-650-6105</a>	Other Utility Services	1,624.35	800.92	1,766.11	1,600.00	1,600.00	1,600.00
<a href="#">16-650-6212</a>	Payments to Contractors	0.00	0.00	0.00	0.00	0.00	25,000.00
<a href="#">16-650-6214</a>	Other Professional Services	1,444.47	959.37	3,366.70	10,000.00	10,000.00	10,000.00
<a href="#">16-650-6215</a>	Other Insurances	0.00	3,424.47	4,042.75	3,650.00	3,650.00	3,650.00
<a href="#">16-650-6218</a>	Claims/Losses	0.00	500.00	500.00	500.00	500.00	500.00
<a href="#">16-650-6220</a>	Engineering Services	0.00	0.00	0.00	5,000.00	5,000.00	5,000.00
<a href="#">16-650-6301</a>	Advertising	0.00	0.00	37.50	1,000.00	1,000.00	1,000.00
<a href="#">16-650-6302</a>	Equip Rental/Maintenance Contract	413.78	74.87	197.67	1,500.00	1,500.00	1,500.00
<a href="#">16-651-6102</a>	Electricity	174,928.23	151,914.66	164,811.52	180,000.00	180,000.00	180,000.00
<a href="#">16-651-6103</a>	Natural Gas	3,791.92	5,366.73	4,268.68	8,000.00	8,000.00	8,000.00
<a href="#">16-651-6104</a>	Telephone	2,466.27	3,006.12	2,977.12	2,500.00	2,500.00	2,500.00
<a href="#">16-651-6105</a>	Other Utility Services	0.00	0.00	240.04	0.00	0.00	0.00
<a href="#">16-651-6210</a>	Legal Services	9,832.50	0.00	0.00	15,000.00	15,000.00	15,000.00
<a href="#">16-651-6212</a>	Payments to Contractors	2,324.40	16,195.16	8,037.00	250,000.00	250,000.00	250,000.00
<a href="#">16-651-6214</a>	Other Professional Services	14,182.87	5,985.54	27,887.13	2,500,000.00	500,000.00	472,500.00
<a href="#">16-651-6215</a>	Other Insurances	0.00	24,443.06	31,396.05	32,100.00	32,100.00	32,100.00
<a href="#">16-651-6218</a>	Claims/Losses	0.00	0.00	0.00	0.00	0.00	0.00
<a href="#">16-651-6301</a>	Advertising	378.00	811.80	45.18	1,000.00	1,000.00	1,000.00

City of Arkansas City, Kansas

		2012 Actual	2013 Actual	2014 Actual	2015 Adopted Budget	2015 Working Budget	2016 Adopted Budget
<a href="#">16-651-6302</a>	Equip Rental/Maintenance Contract	18,874.43	16,814.36	13,926.28	15,000.00	15,000.00	15,000.00
<a href="#">16-652-6102</a>	Electricity	580.60	609.33	0.00	0.00	0.00	0.00
<a href="#">16-652-6103</a>	Natural Gas	336.03	635.06	0.00	0.00	0.00	0.00
<a href="#">16-652-6104</a>	Telephone	187.51	322.82	0.00	0.00	0.00	0.00
<a href="#">16-652-6105</a>	Other Utility Services	0.00	176.18	0.00	0.00	0.00	0.00
<a href="#">16-652-6213</a>	Translation Services	0.00	0.00	0.00	0.00	0.00	0.00
<a href="#">16-652-6214</a>	Other Professional Services	1,030.71	2,001.59	0.00	0.00	0.00	0.00
<a href="#">16-652-6215</a>	Other Insurances	0.00	1,514.34	0.00	0.00	0.00	0.00
<a href="#">16-652-6301</a>	Advertising	0.00	248.67	0.00	0.00	0.00	0.00
<a href="#">16-652-6303</a>	License Fees	255.74	0.00	0.00	0.00	0.00	0.00
<a href="#">16-653-6102</a>	Electricity	1,758.27	1,854.97	3,217.64	3,000.00	3,000.00	3,000.00
<a href="#">16-653-6103</a>	Natural Gas	995.09	1,790.14	2,207.77	3,500.00	3,500.00	3,500.00
<a href="#">16-653-6104</a>	Telephone	571.11	1,178.07	1,098.68	1,000.00	1,000.00	1,000.00
<a href="#">16-653-6105</a>	Other Utility Services	0.00	93.72	386.31	0.00	0.00	0.00
<a href="#">16-653-6212</a>	Payments to Contractors	1,893.77	1,010.00	679,142.50	1,000,000.00	1,000,000.00	1,000,000.00
<a href="#">16-653-6213</a>	Translation Services	0.00	0.00	0.00	0.00	0.00	0.00
<a href="#">16-653-6214</a>	Other Professional Services	1,989.96	5,719.95	10,094.44	10,000.00	10,000.00	10,000.00
<a href="#">16-653-6215</a>	Other Insurances	0.00	8,379.63	12,550.02	13,000.00	13,000.00	13,000.00
<a href="#">16-653-6220</a>	Engineering Services	5,090.84	432,147.00	897,302.91	250,000.00	250,000.00	250,000.00
<a href="#">16-653-6301</a>	Advertising	350.00	1,033.22	261.87	1,000.00	1,000.00	1,000.00
<a href="#">16-653-6302</a>	Equip Rental/Maintenance Contract	1,851.45	801.26	1,079.92	3,000.00	3,000.00	3,000.00
<a href="#">16-653-6303</a>	License Fees	931.64	69.50	51.26	1,250.00	1,250.00	1,250.00
<a href="#">16-998-6210</a>	Legal Services	0.00	0.00	0.00	0.00	0.00	0.00
<a href="#">16-998-6215</a>	Other Insurances	0.00	0.00	0.00	0.00	0.00	0.00
<a href="#">16-998-6218</a>	Claims/Losses	0.00	0.00	0.00	0.00	0.00	0.00
<a href="#">16-998-6220</a>	Engineering Services	0.00	0.00	0.00	0.00	0.00	0.00
<a href="#">16-998-6225</a>	Laundry and Sanitation	0.00	0.00	0.00	0.00	0.00	0.00
<a href="#">16-998-6226</a>	Bad Debts	0.00	0.00	0.00	0.00	0.00	0.00
<a href="#">16-998-6302</a>	Equipment Rentals	0.00	0.00	0.00	0.00	0.00	0.00
<b>Category 600 Total:</b>		<b>544,859.28</b>	<b>717,845.60</b>	<b>1,902,198.85</b>	<b>4,344,100.00</b>	<b>2,344,100.00</b>	<b>2,344,100.00</b>
<b>Category: 710 - Commodities</b>							
<a href="#">16-100-7301</a>	Refunds	120.32	-37.06	0.00	0.00	0.00	0.00
<a href="#">16-100-7305</a>	Utility Refunds	0.00	0.00	0.00	0.00	0.00	0.00
<a href="#">16-209-7100</a>	Office Supplies/Publications	2,993.29	930.63	1,136.58	950.00	950.00	1,200.00
<a href="#">16-209-7101</a>	Other Supplies/Tools	75.69	0.00	0.00	0.00	0.00	200.00
<a href="#">16-209-7102</a>	Clothing/Uniforms	900.39	0.00	0.00	0.00	0.00	0.00
<a href="#">16-209-7110</a>	Postage/Shipping	5,914.46	12,037.40	11,250.00	12,100.00	12,100.00	13,500.00
<a href="#">16-650-7100</a>	Office Supplies/Publications	2,799.46	1,244.61	1,007.64	2,000.00	2,000.00	2,000.00
<a href="#">16-650-7101</a>	Other Supplies/Tools	1,252.04	1,275.18	1,895.92	1,500.00	1,500.00	1,500.00
<a href="#">16-650-7102</a>	Clothing/Uniforms	1,721.12	1,105.35	1,457.24	1,500.00	1,500.00	1,500.00
<a href="#">16-650-7103</a>	Food Supply	687.88	-4.54	39.60	0.00	0.00	0.00
<a href="#">16-650-7110</a>	Postage/Shipping	70.00	23.76	57.01	300.00	300.00	300.00
<a href="#">16-650-7200</a>	Fuel/Oil	1,759.01	275.03	0.00	2,000.00	2,000.00	2,000.00
<a href="#">16-650-7201</a>	Equipment Repair/Parts/Maintena...	924.14	302.50	787.63	1,000.00	1,000.00	1,000.00
<a href="#">16-650-7202</a>	Motor Vehicle Repair/Parts	283.78	156.46	85.62	1,000.00	1,000.00	1,000.00
<a href="#">16-650-7301</a>	Refunds	0.00	0.00	0.00	0.00	0.00	0.00
<a href="#">16-651-7100</a>	Office Supplies/Publications	729.44	589.85	293.23	10,000.00	10,000.00	10,000.00

City of Arkansas City, Kansas

		2012 Actual	2013 Actual	2014 Actual	2015 Adopted Budget	2015 Working Budget	2016 Adopted Budget
<a href="#">16-651-7101</a>	Other Supplies/Tools	8,488.73	6,579.26	5,143.69	15,000.00	15,000.00	15,000.00
<a href="#">16-651-7102</a>	Clothing/Uniforms	5,418.12	4,082.61	3,510.30	6,000.00	6,000.00	6,000.00
<a href="#">16-651-7103</a>	Food Supply	370.35	0.00	0.00	0.00	0.00	0.00
<a href="#">16-651-7106</a>	Chemicals	332,335.56	287,693.96	359,601.29	360,000.00	360,000.00	360,000.00
<a href="#">16-651-7108</a>	Laboratory Tests/Evaluations	4,158.31	5,050.00	8,128.14	10,000.00	10,000.00	10,000.00
<a href="#">16-651-7110</a>	Postage/Shipping	2,797.05	2,349.45	3,160.53	4,000.00	4,000.00	4,000.00
<a href="#">16-651-7200</a>	Fuel/Oil	1,005.32	797.65	0.00	4,000.00	4,000.00	4,000.00
<a href="#">16-651-7201</a>	Equipment Repair/Parts/Maintena...	78,297.13	33,221.93	122,315.41	100,000.00	100,000.00	100,000.00
<a href="#">16-651-7202</a>	Motor Vehicle Repair/Parts	419.48	930.43	161.45	12,000.00	12,000.00	12,000.00
<a href="#">16-651-7204</a>	Building Materials/Repairs	480.79	8,510.79	7,402.40	10,000.00	10,000.00	10,000.00
<a href="#">16-651-7205</a>	Street/Sidewalk Materials	0.00	0.00	0.00	0.00	0.00	0.00
<a href="#">16-651-7208</a>	Laboratory Tests/Evaluations	0.00	0.00	0.00	0.00	0.00	0.00
<a href="#">16-651-7306</a>	Insurance Repair/Replacement	60.00	0.00	0.00	0.00	0.00	0.00
<a href="#">16-652-7100</a>	Office Supplies/Publications	732.32	1,122.91	0.00	0.00	0.00	0.00
<a href="#">16-652-7101</a>	Other Supplies/Tools	2,243.50	1,252.93	0.00	0.00	0.00	0.00
<a href="#">16-652-7102</a>	Clothing/Uniforms	1,470.26	1,026.86	0.00	0.00	0.00	0.00
<a href="#">16-652-7106</a>	Chemicals	0.00	0.00	0.00	0.00	0.00	0.00
<a href="#">16-652-7110</a>	Postage/Shipping	0.00	0.00	0.00	0.00	0.00	0.00
<a href="#">16-652-7200</a>	Fuel/Oil	3,637.71	1,724.51	0.00	0.00	0.00	0.00
<a href="#">16-652-7201</a>	Equipment Repair/Parts/Maintena...	1,242.37	597.21	0.00	0.00	0.00	0.00
<a href="#">16-652-7202</a>	Motor Vehicle Repair/Parts	764.67	2,257.69	0.00	0.00	0.00	0.00
<a href="#">16-652-7204</a>	Building Materials/Repairs	0.00	0.00	0.00	0.00	0.00	0.00
<a href="#">16-652-7209</a>	Meter/Hydrant Parts	32.20	22,525.14	0.00	0.00	0.00	0.00
<a href="#">16-653-7100</a>	Office Supplies/Publications	0.00	27.00	392.62	5,000.00	5,000.00	5,000.00
<a href="#">16-653-7101</a>	Other Supplies/Tools	65,596.26	48,247.78	50,246.92	100,000.00	100,000.00	100,000.00
<a href="#">16-653-7102</a>	Clothing/Uniforms	5,183.32	4,816.67	5,018.85	6,000.00	6,000.00	6,000.00
<a href="#">16-653-7103</a>	Food Supply	376.41	0.00	0.00	0.00	0.00	0.00
<a href="#">16-653-7106</a>	Chemicals	0.00	0.00	0.00	250.00	250.00	250.00
<a href="#">16-653-7110</a>	Postage/Shipping	73.91	96.86	20.14	200.00	200.00	200.00
<a href="#">16-653-7200</a>	Fuel/Oil	16,153.09	15,506.09	15,823.96	20,000.00	20,000.00	20,000.00
<a href="#">16-653-7201</a>	Equipment Repair/Parts/Maintena...	10,365.67	11,478.36	12,351.32	20,000.00	20,000.00	20,000.00
<a href="#">16-653-7202</a>	Motor Vehicle Repair/Parts	6,468.57	6,717.84	13,219.07	9,000.00	9,000.00	9,000.00
<a href="#">16-653-7204</a>	Building Materials/Repairs	43.92	1,199.69	1,248.08	1,000.00	1,000.00	1,000.00
<a href="#">16-653-7205</a>	Street/Sidewalk Materials	5,539.77	13,329.86	15,632.92	10,000.00	10,000.00	10,000.00
<a href="#">16-653-7209</a>	Meter/Hydrant Parts	0.00	0.00	17,539.50	20,000.00	20,000.00	20,000.00
<a href="#">16-653-7301</a>	Refunds	0.00	0.00	0.00	0.00	0.00	0.00
<a href="#">16-880-7302</a>	Sales Tax Expense	74.70	0.00	0.82	0.00	0.00	0.00
<a href="#">16-998-7117</a>	Plumbing and Drainage Sup	0.00	0.00	0.00	0.00	0.00	0.00
<a href="#">16-998-7204</a>	Building Materials/Repairs	0.00	0.00	0.00	0.00	0.00	0.00
<a href="#">16-998-7301</a>	Refunds	0.00	0.00	0.00	0.00	0.00	0.00
<a href="#">16-998-7302</a>	Sales Tax Expense	0.00	0.00	0.00	0.00	0.00	0.00
<a href="#">16-998-7303</a>	Other Taxes/Fees	0.00	0.00	0.00	0.00	0.00	0.00
<b>Category 710 Total:</b>		<b>574,060.51</b>	<b>499,042.65</b>	<b>658,927.88</b>	<b>744,800.00</b>	<b>744,800.00</b>	<b>746,650.00</b>
<b>Category: 740 - Capital Outlay</b>							
<a href="#">16-100-7600</a>	Depreciation	0.00	0.00	0.00	0.00	0.00	0.00
<a href="#">16-209-7405</a>	Machinery/Equipment	0.00	431.40	0.00	0.00	0.00	0.00
<a href="#">16-209-7406</a>	Office Equipment/Furniture	0.00	0.00	0.00	0.00	0.00	0.00



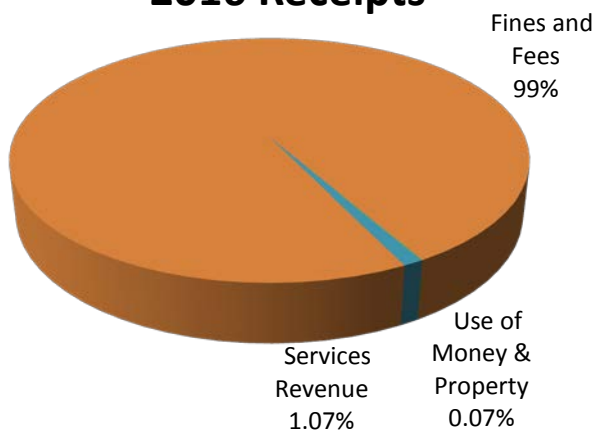
City of Arkansas City, Kansas

		2012 Actual	2013 Actual	2014 Actual	2015 Adopted Budget	2015 Working Budget	2016 Adopted Budget
<a href="#">16-209-7504</a>	Computer Equipment	5,670.66	0.00	1,210.79	8,400.00	8,400.00	4,900.00
<a href="#">16-209-7505</a>	Computer Software	6,099.58	18,525.10	17,395.62	22,886.00	22,886.00	18,211.00
<a href="#">16-650-7403</a>	Motor Vehicles	15,912.00	0.00	0.00	0.00	0.00	0.00
<a href="#">16-650-7405</a>	Machinery/Equipment	450.00	0.00	129.98	7,000.00	7,000.00	7,000.00
<a href="#">16-650-7406</a>	Office Equipment/Furniture	698.00	50.00	0.00	1,000.00	1,000.00	1,000.00
<a href="#">16-650-7504</a>	Computer Equipment	2,526.54	2,438.26	7,287.83	5,000.00	5,000.00	5,000.00
<a href="#">16-650-7505</a>	Computer Software	2,459.25	1,904.35	0.00	3,000.00	3,000.00	3,000.00
<a href="#">16-651-7405</a>	Machinery/Equipment	12,033.19	3,031.35	157,617.16	50,000.00	50,000.00	50,000.00
<a href="#">16-651-7505</a>	Computer Software	732.85	0.00	0.00	5,000.00	5,000.00	5,000.00
<a href="#">16-651-7600</a>	Depreciation	0.00	0.00	0.00	0.00	0.00	0.00
<a href="#">16-652-7403</a>	Motor Vehicles	16,426.01	0.00	0.00	0.00	0.00	0.00
<a href="#">16-652-7405</a>	Machinery/Equipment	36,940.39	23.88	0.00	0.00	0.00	0.00
<a href="#">16-652-7600</a>	Depreciation	0.00	0.00	0.00	0.00	0.00	0.00
<a href="#">16-653-7403</a>	Motor Vehicles	19,112.00	0.00	0.00	25,000.00	25,000.00	25,000.00
<a href="#">16-653-7405</a>	Machinery/Equipment	18,010.57	4,890.10	2,880.00	150,000.00	150,000.00	150,000.00
<a href="#">16-653-7505</a>	Computer Software	16,528.25	4,373.50	0.00	4,000.00	4,000.00	4,000.00
<a href="#">16-653-7600</a>	Depreciation	0.00	0.00	0.00	0.00	0.00	0.00
<a href="#">16-998-7401</a>	Land/Easments/ROW	0.00	0.00	0.00	0.00	0.00	0.00
<a href="#">16-998-7403</a>	Motor Vehicles	0.00	0.00	0.00	0.00	0.00	0.00
<a href="#">16-998-7406</a>	Office Equipment/Furniture	0.00	0.00	0.00	0.00	0.00	0.00
<a href="#">16-998-7408</a>	Other Bldg. and Imp.	0.00	0.00	0.00	0.00	0.00	0.00
<a href="#">16-998-7502</a>	Communication Equipment	0.00	0.00	0.00	0.00	0.00	0.00
	<b>Category 740 Total:</b>	<b>153,599.29</b>	<b>35,667.94</b>	<b>186,521.38</b>	<b>281,286.00</b>	<b>281,286.00</b>	<b>273,111.00</b>
<b>Category: 800 - Transfers</b>							
<a href="#">16-650-8001</a>	Transfer to ERF	0.00	0.00	0.00	0.00	0.00	0.00
<a href="#">16-651-8001</a>	Transfer to ERF	0.00	0.00	0.00	0.00	0.00	0.00
<a href="#">16-651-8002</a>	Transfer to CIP	0.00	0.00	516,186.62	0.00	0.00	0.00
<a href="#">16-653-8001</a>	Transfer to ERF	0.00	0.00	0.00	0.00	0.00	0.00
<a href="#">16-653-8002</a>	Transfer to CIP	0.00	0.00	0.00	0.00	0.00	0.00
<a href="#">16-880-8000</a>	Transfer to Other Fund	600,000.00	632,977.00	100,000.00	700,000.00	450,000.00	475,000.00
<a href="#">16-880-8110</a>	Distribution to Other Agency	14,989.55	22,488.81	19,485.22	0.00	0.00	20,000.00
<a href="#">16-998-8110</a>	Distribution to Other Agency	0.00	0.00	0.00	0.00	0.00	0.00
	<b>Category 800 Total:</b>	<b>614,989.55</b>	<b>655,465.81</b>	<b>635,671.84</b>	<b>700,000.00</b>	<b>450,000.00</b>	<b>495,000.00</b>
<b>Category: 900 - Debt Service</b>							
<a href="#">16-880-9100</a>	Principal Payment	113,716.23	32,645.51	33,789.29	34,971.00	34,971.00	36,195.00
<a href="#">16-880-9101</a>	Interest Payment	48,437.02	24,701.71	23,672.83	22,611.00	22,611.00	21,511.00
<a href="#">16-880-9103</a>	Agency Fees	2,870.28	2,771.02	2,656.12	2,536.00	2,536.00	2,414.00
<a href="#">16-881-9100</a>	Principal Payment	0.00	0.00	0.00	0.00	0.00	0.00
<a href="#">16-881-9101</a>	Interest Payment	0.00	0.00	0.00	0.00	0.00	0.00
<a href="#">16-881-9103</a>	Agency Fees	0.00	0.00	0.00	0.00	0.00	0.00
<a href="#">16-999-9999</a>	Profit Handler	0.00	0.00	0.00	0.00	0.00	0.00
	<b>Category 900 Total:</b>	<b>165,023.53</b>	<b>60,118.24</b>	<b>60,118.24</b>	<b>60,118.00</b>	<b>60,118.00</b>	<b>60,120.00</b>
	<b>Fund 16 Total:</b>	<b>3,223,997.40</b>	<b>2,868,946.36</b>	<b>4,297,206.26</b>	<b>7,094,534.00</b>	<b>4,844,534.00</b>	<b>4,860,334.00</b>

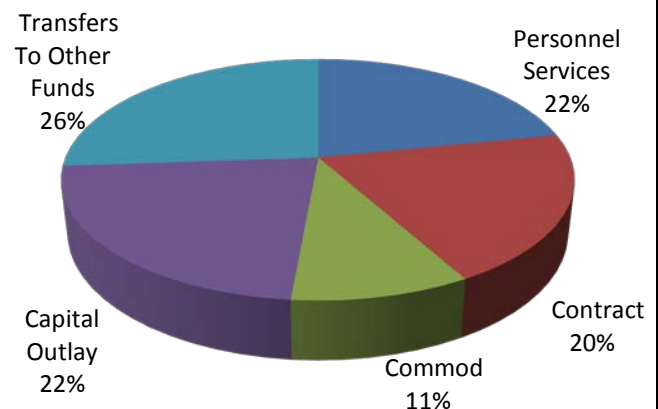
**Sewer Fund- 18  
Fiscal Year 2016**

	ACTUAL 2012	ACTUAL 2013	ACTUAL 2014	BUDGETED 2015	ESTIMATED 2015	BUDGETED 2016
Unencumbered Cash January 1	771,637	1,068,111	1,674,793	1,671,924	2,310,240	1,878,978
<b>Receipts:</b>						
Taxes	-	-	-	-	-	-
Licenses and Permits	-	-	-	-	-	-
Use of Money & Property	3,460	1,216	1,324	1,356	1,356	1,356
Intergovernmental	-	-	-	-	-	-
Services Revenue	51,847	15,608	47,113	15,000	15,000	20,500
Fines and Fees	1,875,196	1,782,022	1,905,349	1,883,450	1,883,450	1,902,085
Other Revenue Sources	783	6,296	6,993	-	-	-
Transfers In	-	-	-	-	-	-
<b>Total Receipts</b>	<b>1,931,285</b>	<b>1,805,141</b>	<b>1,960,780</b>	<b>1,899,806</b>	<b>1,899,806</b>	<b>1,923,941</b>
<b>Total Available</b>	<b>2,702,922</b>	<b>2,873,252</b>	<b>3,635,573</b>	<b>3,571,730</b>	<b>4,210,046</b>	<b>3,802,919</b>
<b>Expenditures:</b>						
Personnel Services	689,555	421,916	488,083	550,036	550,036	563,636
Contractual	208,984	180,946	176,655	503,850	503,850	519,450
Commodities	133,490	135,637	123,127	244,750	244,750	245,800
Capital Outlay	102,650	39,961	437,468	582,432	582,432	580,167
Transfers To Other Funds	450,000	420,000	100,000	500,000	450,000	675,000
Debt Service	50,132	-	-	-	-	-
Reserve	-	-	-	-	-	-
<b>Total Expenditures</b>	<b>1,634,811</b>	<b>1,198,460</b>	<b>1,325,332</b>	<b>2,381,068</b>	<b>2,331,068</b>	<b>2,584,053</b>
Receipts Over(Under) Expenditures	296,474	606,681	635,447	(481,262)	(431,262)	(660,112)
Unencumbered Cash December 31	1,068,111	1,674,793	2,310,240	1,190,662	1,878,978	1,218,866

**2016 Receipts**



**2016 Expenditures**



City of Arkansas City, Kansas

		2012 Actual	2013 Actual	2014 Actual	2015 Adopted Budget	2015 Working Budget	2016 Adopted Budget
<b>Fund: 18 - SEWER FUND</b>							
<b>Category: 500 - Personnel Services</b>							
<a href="#">18-203-5100</a>	Full Time Salary	93,477.46	0.00	0.00	0.00	0.00	0.00
<a href="#">18-203-5101</a>	Part Time Salary	0.00	0.00	0.00	0.00	0.00	0.00
<a href="#">18-203-5102</a>	Overtime Salary	595.49	0.00	0.00	0.00	0.00	0.00
<a href="#">18-203-5103</a>	SS/Medi Taxes	6,941.40	0.00	0.00	0.00	0.00	0.00
<a href="#">18-203-5105</a>	Retirement	564.90	0.00	0.00	0.00	0.00	0.00
<a href="#">18-203-5106</a>	KPERS	7,660.81	0.00	0.00	0.00	0.00	0.00
<a href="#">18-203-5111</a>	Life Insurance	58.91	0.00	0.00	0.00	0.00	0.00
<a href="#">18-203-5112</a>	Medical/Dental Insurance	11,411.22	0.00	0.00	0.00	0.00	0.00
<a href="#">18-203-5113</a>	Unemployment Insurance	520.56	0.00	0.00	0.00	0.00	0.00
<a href="#">18-203-5114</a>	Workers Comp	228.00	0.00	0.00	0.00	0.00	0.00
<a href="#">18-205-5100</a>	Full Time Salary	15,584.78	0.00	0.00	0.00	0.00	0.00
<a href="#">18-205-5103</a>	SS/Medi Taxes	1,193.29	0.00	0.00	0.00	0.00	0.00
<a href="#">18-205-5105</a>	Retirement	0.00	0.00	0.00	0.00	0.00	0.00
<a href="#">18-205-5106</a>	KPERS	1,267.35	0.00	0.00	0.00	0.00	0.00
<a href="#">18-205-5111</a>	Life Insurance	0.00	0.00	0.00	0.00	0.00	0.00
<a href="#">18-205-5113</a>	Unemployment Insurance	83.89	0.00	0.00	0.00	0.00	0.00
<a href="#">18-205-5114</a>	Workers Comp	50.00	0.00	0.00	0.00	0.00	0.00
<a href="#">18-209-5100</a>	Full Time Salary	113,117.41	0.00	0.00	0.00	0.00	0.00
<a href="#">18-209-5101</a>	Part Time Salary	0.00	0.00	0.00	0.00	0.00	0.00
<a href="#">18-209-5102</a>	Overtime Salary	1,507.77	0.00	0.00	0.00	0.00	0.00
<a href="#">18-209-5103</a>	SS/Medi Taxes	8,852.56	0.00	0.00	0.00	0.00	0.00
<a href="#">18-209-5105</a>	Retirement	0.00	0.00	0.00	0.00	0.00	0.00
<a href="#">18-209-5106</a>	KPERS	8,829.74	0.00	0.00	0.00	0.00	0.00
<a href="#">18-209-5111</a>	Life Insurance	80.02	0.00	0.00	0.00	0.00	0.00
<a href="#">18-209-5112</a>	Medical/Dental Insurance	14,356.52	0.00	0.00	0.00	0.00	0.00
<a href="#">18-209-5113</a>	Unemployment Insurance	626.90	0.00	0.00	0.00	0.00	0.00
<a href="#">18-209-5114</a>	Workers Comp	210.00	0.00	0.00	0.00	0.00	0.00
<a href="#">18-209-5201</a>	Staffing Services	0.00	0.00	0.00	0.00	0.00	0.00
<a href="#">18-209-5204</a>	Training/Seminars/Conferences	552.00	4,500.00	4,500.00	4,500.00	4,500.00	4,500.00
<a href="#">18-209-5205</a>	Dues/Memberships	559.75	0.00	0.00	0.00	0.00	0.00
<a href="#">18-209-5206</a>	Employee Appreciation	1,508.57	0.00	0.00	0.00	0.00	0.00
<a href="#">18-650-5100</a>	Full Time Salary	95,157.98	130,526.96	109,141.07	149,705.00	149,705.00	156,746.00
<a href="#">18-650-5102</a>	Overtime Salary	517.01	1,975.65	2,291.54	500.00	500.00	500.00
<a href="#">18-650-5103</a>	SS/Medi Taxes	6,995.12	9,685.25	8,128.78	11,491.00	11,491.00	12,030.00
<a href="#">18-650-5105</a>	Retirement	0.00	0.00	0.00	0.00	0.00	0.00
<a href="#">18-650-5106</a>	KPERS	7,824.02	11,474.07	10,834.65	15,517.00	15,517.00	16,008.00
<a href="#">18-650-5111</a>	Life Insurance	83.99	79.74	75.70	110.00	110.00	110.00
<a href="#">18-650-5112</a>	Medical/Dental Insurance	18,735.12	23,764.03	21,457.34	36,424.00	36,424.00	31,767.00
<a href="#">18-650-5113</a>	Unemployment Insurance	433.02	728.57	612.71	826.00	826.00	865.00
<a href="#">18-650-5114</a>	Workers Comp	3,652.96	1,595.19	3,612.55	6,906.00	6,906.00	4,000.00
<a href="#">18-660-5100</a>	Full Time Salary	108,036.09	105,373.06	106,748.31	111,630.00	111,630.00	116,514.00
<a href="#">18-660-5101</a>	Part Time Salary	0.00	0.00	0.00	0.00	0.00	0.00
<a href="#">18-660-5102</a>	Overtime Salary	6,850.60	4,362.56	7,122.65	6,500.00	6,500.00	6,500.00
<a href="#">18-660-5103</a>	SS/Medi Taxes	8,131.53	7,915.11	8,194.02	9,037.00	9,037.00	9,411.00
<a href="#">18-660-5105</a>	Retirement	0.00	0.00	0.00	0.00	0.00	0.00

City of Arkansas City, Kansas

		2012 Actual	2013 Actual	2014 Actual	2015 Adopted Budget	2015 Working Budget	2016 Adopted Budget
<a href="#">18-660-5106</a>	KPERS	9,336.94	9,510.78	11,074.68	12,200.00	12,200.00	12,523.00
<a href="#">18-660-5111</a>	Life Insurance	113.40	107.10	107.10	113.00	113.00	114.00
<a href="#">18-660-5112</a>	Medical/Dental Insurance	22,744.39	20,671.86	20,667.32	19,030.00	19,030.00	30,306.00
<a href="#">18-660-5113</a>	Unemployment Insurance	631.03	603.58	626.30	650.00	650.00	677.00
<a href="#">18-660-5114</a>	Workers Comp	4,195.79	2,236.73	1,343.63	2,960.00	2,960.00	2,500.00
<a href="#">18-660-5201</a>	Staffing Services	0.00	0.00	0.00	0.00	0.00	0.00
<a href="#">18-660-5202</a>	Employment Services	274.34	216.90	635.19	500.00	500.00	500.00
<a href="#">18-660-5203</a>	Travel/ Meals/ Lodging	1,293.02	2.20	432.93	2,000.00	2,000.00	2,000.00
<a href="#">18-660-5204</a>	Training/Seminars/Conferences	1,344.30	1,125.25	1,060.81	3,000.00	3,000.00	3,000.00
<a href="#">18-660-5205</a>	Dues/Memberships	57.00	462.00	847.00	800.00	800.00	800.00
<a href="#">18-660-5206</a>	Employee Appreciation	0.00	0.00	0.00	0.00	0.00	0.00
<a href="#">18-661-5100</a>	Full Time Salary	65,429.88	57,518.81	108,925.96	98,308.00	98,308.00	100,360.00
<a href="#">18-661-5101</a>	Part Time Salary	0.00	0.00	0.00	0.00	0.00	0.00
<a href="#">18-661-5102</a>	Overtime Salary	3,211.27	3,162.95	5,688.44	3,000.00	3,000.00	3,000.00
<a href="#">18-661-5103</a>	SS/Medi Taxes	5,071.43	4,436.25	8,234.13	7,750.00	7,750.00	7,908.00
<a href="#">18-661-5105</a>	Retirement	0.00	0.00	0.00	0.00	0.00	0.00
<a href="#">18-661-5106</a>	KPERS	5,571.17	5,315.53	11,068.61	10,465.00	10,465.00	10,522.00
<a href="#">18-661-5111</a>	Life Insurance	78.75	58.19	124.61	113.00	113.00	114.00
<a href="#">18-661-5112</a>	Medical/Dental Insurance	11,985.01	11,925.29	29,477.18	27,338.00	27,338.00	22,292.00
<a href="#">18-661-5113</a>	Unemployment Insurance	3,983.63	333.57	629.29	557.00	557.00	569.00
<a href="#">18-661-5114</a>	Workers Comp	3,225.80	1,335.10	1,185.83	2,606.00	2,606.00	2,000.00
<a href="#">18-661-5201</a>	Staffing Services	6.60	0.00	2,123.10	2,000.00	2,000.00	2,000.00
<a href="#">18-661-5202</a>	Employment Services	564.10	392.51	166.30	500.00	500.00	500.00
<a href="#">18-661-5204</a>	Training/Seminars/Conferences	4,141.11	321.36	714.00	2,500.00	2,500.00	2,500.00
<a href="#">18-661-5205</a>	Dues/Memberships	39.00	200.00	231.00	500.00	500.00	500.00
<a href="#">18-998-5100</a>	Full Time Salary	0.00	0.00	0.00	0.00	0.00	0.00
<a href="#">18-998-5102</a>	Overtime Salary	0.00	0.00	0.00	0.00	0.00	0.00
<a href="#">18-998-5103</a>	SS/Medi Taxes	0.00	0.00	0.00	0.00	0.00	0.00
<a href="#">18-998-5105</a>	Retirement	0.00	0.00	0.00	0.00	0.00	0.00
<a href="#">18-998-5106</a>	KPERS	0.00	0.00	0.00	0.00	0.00	0.00
<a href="#">18-998-5107</a>	KPF	0.00	0.00	0.00	0.00	0.00	0.00
<a href="#">18-998-5111</a>	Life Insurance	0.00	0.00	0.00	0.00	0.00	0.00
<a href="#">18-998-5112</a>	Medical/Dental Insurance	0.00	0.00	0.00	0.00	0.00	0.00
<a href="#">18-998-5113</a>	Unemployment Insurance	0.00	0.00	0.00	0.00	0.00	0.00
<a href="#">18-998-5114</a>	Workers Comp	0.00	0.00	0.00	0.00	0.00	0.00
<a href="#">18-998-5201</a>	Staffing Services	0.00	0.00	0.00	0.00	0.00	0.00
<a href="#">18-998-5204</a>	Training/Seminars/Conferences	0.00	0.00	0.00	0.00	0.00	0.00
<b>Category 500 Total:</b>		<b>689,554.70</b>	<b>421,916.15</b>	<b>488,082.73</b>	<b>550,036.00</b>	<b>550,036.00</b>	<b>563,636.00</b>
<b>Category: 600 - Contractual</b>							
<a href="#">18-100-6210</a>	Legal Services	0.00	0.00	0.00	0.00	0.00	0.00
<a href="#">18-205-6210</a>	Legal Services	553.75	0.00	0.00	0.00	0.00	0.00
<a href="#">18-209-6104</a>	Telephone	1,374.34	0.00	0.00	0.00	0.00	0.00
<a href="#">18-209-6105</a>	Other Utility Services	976.67	0.00	0.00	0.00	0.00	0.00
<a href="#">18-209-6211</a>	Auditing	11,000.00	0.00	0.00	0.00	0.00	0.00
<a href="#">18-209-6214</a>	Other Professional Services	5,534.67	414.57	437.37	0.00	0.00	400.00
<a href="#">18-209-6215</a>	Other Insurances	40,024.44	0.00	0.00	0.00	0.00	0.00
<a href="#">18-209-6301</a>	Advertising	593.45	0.00	0.00	0.00	0.00	0.00

City of Arkansas City, Kansas

		2012 Actual	2013 Actual	2014 Actual	2015 Adopted Budget	2015 Working Budget	2016 Adopted Budget
<a href="#">18-209-6302</a>	Equip Rental/Maintenance Contract	0.00	0.00	131.14	0.00	0.00	0.00
<a href="#">18-209-6305</a>	Service Charges	7,365.50	8,680.45	9,767.35	9,800.00	9,800.00	10,000.00
<a href="#">18-650-6212</a>	Payments to Contractors	0.00	0.00	0.00	0.00	0.00	15,000.00
<a href="#">18-650-6214</a>	Other Professional Services	0.00	0.00	0.00	0.00	0.00	0.00
<a href="#">18-650-6215</a>	Other Insurances	0.00	1,420.90	95.08	200.00	200.00	200.00
<a href="#">18-650-6218</a>	Claims/Losses	0.00	0.00	0.00	500.00	500.00	500.00
<a href="#">18-650-6220</a>	Engineering Services	0.00	0.00	0.00	5,000.00	5,000.00	5,000.00
<a href="#">18-660-6102</a>	Electricity	89,264.78	94,232.55	96,305.72	100,000.00	100,000.00	100,000.00
<a href="#">18-660-6103</a>	Natural Gas	18,165.41	21,196.68	20,644.91	30,000.00	30,000.00	30,000.00
<a href="#">18-660-6104</a>	Telephone	1,212.30	1,581.81	1,660.78	1,200.00	1,200.00	1,200.00
<a href="#">18-660-6105</a>	Other Utility Services	0.00	0.00	230.26	0.00	0.00	0.00
<a href="#">18-660-6212</a>	Payments to Contractors	4,365.67	9,031.50	5,544.26	75,000.00	75,000.00	75,000.00
<a href="#">18-660-6213</a>	Translation Services	0.00	0.00	0.00	0.00	0.00	0.00
<a href="#">18-660-6214</a>	Other Professional Services	7,059.13	3,193.20	13,297.34	25,000.00	25,000.00	25,000.00
<a href="#">18-660-6215</a>	Other Insurances	0.00	12,559.09	18,040.00	18,500.00	18,500.00	18,500.00
<a href="#">18-660-6218</a>	Claims/Losses	0.00	0.00	0.00	0.00	0.00	0.00
<a href="#">18-660-6220</a>	Engineering Services	0.00	0.00	0.00	100,000.00	100,000.00	100,000.00
<a href="#">18-660-6302</a>	Equip Rental/Maintenance Contract	387.02	294.87	310.13	1,500.00	1,500.00	1,500.00
<a href="#">18-660-6303</a>	License Fees	1,395.50	1,215.00	1,530.70	1,500.00	1,500.00	1,500.00
<a href="#">18-661-6102</a>	Electricity	870.88	933.96	1,190.08	1,000.00	1,000.00	1,000.00
<a href="#">18-661-6103</a>	Natural Gas	489.39	879.67	816.47	1,000.00	1,000.00	1,000.00
<a href="#">18-661-6104</a>	Telephone	390.62	750.60	615.63	1,000.00	1,000.00	1,000.00
<a href="#">18-661-6105</a>	Other Utility Services	0.00	178.68	230.26	0.00	0.00	0.00
<a href="#">18-661-6210</a>	Legal Services	0.00	0.00	0.00	0.00	0.00	0.00
<a href="#">18-661-6212</a>	Payments to Contractors	1,284.00	18,312.00	716.00	75,000.00	75,000.00	75,000.00
<a href="#">18-661-6214</a>	Other Professional Services	15,337.38	2,538.86	1,163.45	50,000.00	50,000.00	50,000.00
<a href="#">18-661-6215</a>	Other Insurances	0.00	3,073.54	3,560.70	3,650.00	3,650.00	3,650.00
<a href="#">18-661-6218</a>	Claims/Losses	100.00	0.00	0.00	500.00	500.00	500.00
<a href="#">18-661-6301</a>	Advertising	712.88	213.87	133.26	500.00	500.00	500.00
<a href="#">18-661-6302</a>	Equip Rental/Maintenance Contract	526.68	244.60	234.19	3,000.00	3,000.00	3,000.00
<b>Category 600 Total:</b>		<b>208,984.46</b>	<b>180,946.40</b>	<b>176,655.08</b>	<b>503,850.00</b>	<b>503,850.00</b>	<b>519,450.00</b>
<b>Category: 710 - Commodities</b>							
<a href="#">18-209-7100</a>	Office Supplies/Publications	2,719.69	490.19	714.10	550.00	550.00	800.00
<a href="#">18-209-7101</a>	Other Supplies/Tools	91.62	0.00	0.00	0.00	0.00	0.00
<a href="#">18-209-7102</a>	Clothing/Uniforms	0.00	0.00	0.00	0.00	0.00	0.00
<a href="#">18-209-7110</a>	Postage/Shipping	5,914.46	7,200.00	6,750.00	7,200.00	7,200.00	8,000.00
<a href="#">18-209-7204</a>	Building Materials/Repairs	0.00	0.00	0.00	0.00	0.00	0.00
<a href="#">18-209-7301</a>	Refunds	0.00	0.00	0.00	0.00	0.00	0.00
<a href="#">18-650-7102</a>	Clothing/Uniforms	0.00	78.26	0.00	0.00	0.00	0.00
<a href="#">18-650-7201</a>	Equipment Repair/Parts/Maintena...	0.00	0.00	0.00	0.00	0.00	0.00
<a href="#">18-660-7100</a>	Office Supplies/Publications	555.08	242.71	614.45	1,200.00	1,200.00	1,200.00
<a href="#">18-660-7101</a>	Other Supplies/Tools	4,396.53	3,825.47	2,810.60	7,000.00	7,000.00	7,000.00
<a href="#">18-660-7102</a>	Clothing/Uniforms	3,570.39	2,917.28	2,741.78	3,000.00	3,000.00	3,000.00
<a href="#">18-660-7103</a>	Food Supply	236.68	0.00	0.00	0.00	0.00	0.00
<a href="#">18-660-7108</a>	Laboratory Tests/Evaluations	10,668.95	12,003.63	12,878.63	30,000.00	30,000.00	30,000.00
<a href="#">18-660-7109</a>	Medical Supplies	0.00	0.00	0.00	0.00	0.00	0.00
<a href="#">18-660-7110</a>	Postage/Shipping	490.59	230.86	382.65	600.00	600.00	600.00

City of Arkansas City, Kansas

		2012 Actual	2013 Actual	2014 Actual	2015 Adopted Budget	2015 Working Budget	2016 Adopted Budget
<a href="#">18-660-7112</a>	Laboratory Supplies	11,219.87	14,149.43	12,899.84	15,000.00	15,000.00	15,000.00
<a href="#">18-660-7200</a>	Fuel/Oil	2,247.61	5,960.41	1,198.71	3,000.00	3,000.00	3,000.00
<a href="#">18-660-7201</a>	Equipment Repair/Parts/Maintena...	33,654.44	40,691.89	41,107.06	75,000.00	75,000.00	75,000.00
<a href="#">18-660-7202</a>	Motor Vehicle Repair/Parts	1,846.85	456.72	1,222.69	5,000.00	5,000.00	5,000.00
<a href="#">18-660-7204</a>	Building Materials/Repairs	2,320.44	1,221.62	462.26	10,000.00	10,000.00	10,000.00
<a href="#">18-660-7205</a>	Street/Sidewalk Materials	0.00	0.00	0.00	1,000.00	1,000.00	1,000.00
<a href="#">18-661-7100</a>	Office Supplies/Publications	410.12	338.20	771.60	500.00	500.00	500.00
<a href="#">18-661-7101</a>	Other Supplies/Tools	9,689.10	12,856.53	11,713.79	15,000.00	15,000.00	15,000.00
<a href="#">18-661-7102</a>	Clothing/Uniforms	2,400.26	1,618.56	1,751.28	2,500.00	2,500.00	2,500.00
<a href="#">18-661-7103</a>	Food Supply	348.54	0.00	0.00	0.00	0.00	0.00
<a href="#">18-661-7110</a>	Postage/Shipping	0.00	38.33	0.00	200.00	200.00	200.00
<a href="#">18-661-7200</a>	Fuel/Oil	6,681.69	7,634.19	11,495.57	20,000.00	20,000.00	20,000.00
<a href="#">18-661-7201</a>	Equipment Repair/Parts/Maintena...	30,057.59	16,730.04	8,951.37	30,000.00	30,000.00	30,000.00
<a href="#">18-661-7202</a>	Motor Vehicle Repair/Parts	3,453.40	2,122.48	2,195.28	12,000.00	12,000.00	12,000.00
<a href="#">18-661-7204</a>	Building Materials/Repairs	168.48	1,154.44	1,144.17	1,000.00	1,000.00	1,000.00
<a href="#">18-661-7205</a>	Street/Sidewalk Materials	347.49	3,675.63	1,321.07	5,000.00	5,000.00	5,000.00
<a href="#">18-998-7112</a>	Laboratory Supplies	0.00	0.00	0.00	0.00	0.00	0.00
	<b>Category 710 Total:</b>	<b>133,489.87</b>	<b>135,636.87</b>	<b>123,126.90</b>	<b>244,750.00</b>	<b>244,750.00</b>	<b>245,800.00</b>
<b>Category: 740 - Capital Outlay</b>							
<a href="#">18-209-7405</a>	Machinery/Equipment	0.00	215.70	0.00	0.00	0.00	0.00
<a href="#">18-209-7406</a>	Office Equipment/Furniture	0.00	0.00	0.00	0.00	0.00	0.00
<a href="#">18-209-7504</a>	Computer Equipment	5,670.66	807.10	1,751.14	4,200.00	4,200.00	4,740.00
<a href="#">18-209-7505</a>	Computer Software	6,097.31	11,200.87	10,437.37	13,732.00	13,732.00	10,927.00
<a href="#">18-650-7505</a>	Computer Software	225.00	0.00	0.00	2,500.00	2,500.00	2,500.00
<a href="#">18-660-7405</a>	Machinery/Equipment	39,428.11	16,028.97	25,324.99	250,000.00	250,000.00	250,000.00
<a href="#">18-660-7504</a>	Computer Equipment	1,065.00	261.87	1,182.25	1,000.00	1,000.00	1,000.00
<a href="#">18-660-7505</a>	Computer Software	732.85	0.00	0.00	1,000.00	1,000.00	1,000.00
<a href="#">18-660-7600</a>	Depreciation	0.00	0.00	0.00	0.00	0.00	0.00
<a href="#">18-661-7403</a>	Motor Vehicles	16,925.99	0.00	0.00	250,000.00	250,000.00	250,000.00
<a href="#">18-661-7405</a>	Machinery/Equipment	32,505.03	11,446.00	398,771.90	60,000.00	60,000.00	60,000.00
<a href="#">18-661-7600</a>	Depreciation	0.00	0.00	0.00	0.00	0.00	0.00
<a href="#">18-998-7400</a>	Buildings	0.00	0.00	0.00	0.00	0.00	0.00
<a href="#">18-998-7401</a>	Land/Easements/ROW	0.00	0.00	0.00	0.00	0.00	0.00
<a href="#">18-998-7600</a>	Depreciation	0.00	0.00	0.00	0.00	0.00	0.00
	<b>Category 740 Total:</b>	<b>102,649.95</b>	<b>39,960.51</b>	<b>437,467.65</b>	<b>582,432.00</b>	<b>582,432.00</b>	<b>580,167.00</b>
<b>Category: 800 - Transfers</b>							
<a href="#">18-660-8001</a>	Transfer to ERF	0.00	0.00	0.00	0.00	0.00	0.00
<a href="#">18-660-8002</a>	Transfer to CIP	0.00	0.00	0.00	0.00	0.00	0.00
<a href="#">18-661-8001</a>	Transfer to ERF	0.00	0.00	0.00	0.00	0.00	0.00
<a href="#">18-661-8002</a>	Transfer to CIP	0.00	0.00	0.00	0.00	0.00	0.00
<a href="#">18-880-8000</a>	Transfer to Other Fund	450,000.00	420,000.00	100,000.00	500,000.00	450,000.00	675,000.00
	<b>Category 800 Total:</b>	<b>450,000.00</b>	<b>420,000.00</b>	<b>100,000.00</b>	<b>500,000.00</b>	<b>450,000.00</b>	<b>675,000.00</b>
<b>Category: 900 - Debt Service</b>							
<a href="#">18-100-9103</a>	Agency Fees	0.00	0.00	0.00	0.00	0.00	0.00
<a href="#">18-100-9105</a>	Loan Principal	0.00	0.00	0.00	0.00	0.00	0.00
<a href="#">18-100-9106</a>	Loan Interest	0.00	0.00	0.00	0.00	0.00	0.00
<a href="#">18-880-9100</a>	Principal Payment	0.00	0.00	0.00	0.00	0.00	0.00

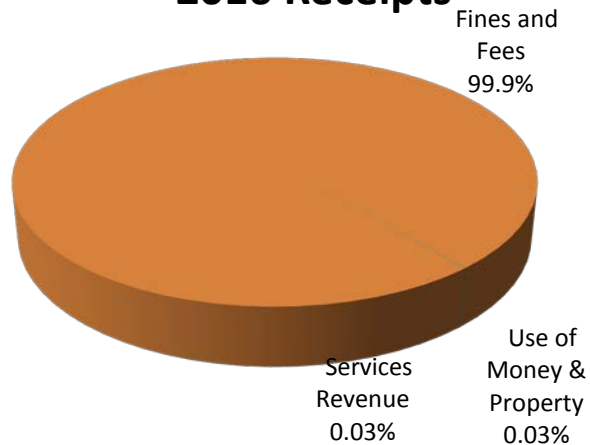
City of Arkansas City, Kansas

		2012 Actual	2013 Actual	2014 Actual	2015 Adopted Budget	2015 Working Budget	2016 Adopted Budget
<a href="#">18-880-9101</a>	Interest Payment	3,787.85	0.00	0.00	0.00	0.00	0.00
<a href="#">18-880-9103</a>	Agency Fees	0.00	0.00	0.00	0.00	0.00	0.00
<a href="#">18-882-9100</a>	Principal Payment	42,556.31	0.00	0.00	0.00	0.00	0.00
<a href="#">18-882-9101</a>	Interest Payment	3,787.85	0.00	0.00	0.00	0.00	0.00
<a href="#">18-882-9103</a>	Agency Fees	0.00	0.00	0.00	0.00	0.00	0.00
<a href="#">18-882-9105</a>	Loan Principal	0.00	0.00	0.00	0.00	0.00	0.00
<a href="#">18-882-9106</a>	Loan Interest	0.00	0.00	0.00	0.00	0.00	0.00
<a href="#">18-999-9999</a>	Profit Handler	0.00	0.00	0.00	0.00	0.00	0.00
	<b>Category 900 Total:</b>	<b>50,132.01</b>	<b>0.00</b>	<b>0.00</b>	<b>0.00</b>	<b>0.00</b>	<b>0.00</b>
	<b>Fund 18 Total:</b>	<b>1,634,810.99</b>	<b>1,198,459.93</b>	<b>1,325,332.36</b>	<b>2,381,068.00</b>	<b>2,331,068.00</b>	<b>2,584,053.00</b>

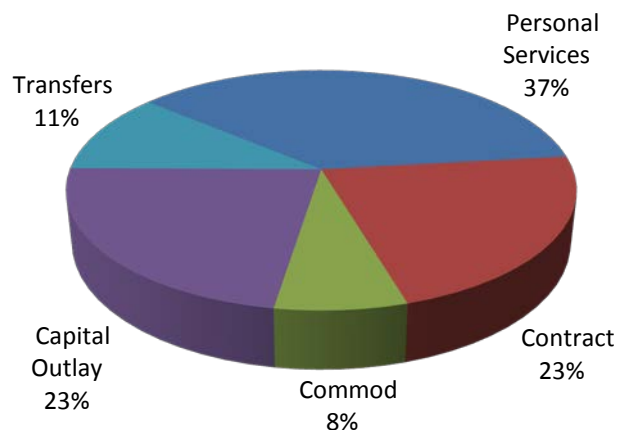
**Sanitation Fund-19  
Fiscal Year 2016**

	ACTUAL 2012	ACTUAL 2013	ACTUAL 2014	BUDGETED 2015	ESTIMATED 2015	BUDGETED 2016
Unencumbered Cash January 1	525,802	623,110	515,815	277,290	547,126	501,374
<b>Receipts:</b>						
Taxes	-	-	-	-	-	-
Licenses and Permits	-	-	-	-	-	-
Use of Money & Property	787	672	460	492	492	492
Intergovernmental	-	-	-	-	-	-
Services Revenue	395	376	193	400	400	400
Fines and Fees	1,467,316	1,446,549	1,452,303	1,452,800	1,452,800	1,467,243
Other Revenue Sources	1,231	12,357	568	-	-	-
Transfers In	-	-	-	-	-	-
<b>Total Receipts</b>	<b>1,469,729</b>	<b>1,459,954</b>	<b>1,453,524</b>	<b>1,453,692</b>	<b>1,453,692</b>	<b>1,468,135</b>
<b>Total Available</b>	<b>1,995,531</b>	<b>2,083,063</b>	<b>1,969,339</b>	<b>1,730,982</b>	<b>2,000,818</b>	<b>1,969,509</b>
<b>Expenditures:</b>						
Personnel Services	699,642	589,041	534,840	625,444	625,444	678,187
Contractual	354,102	348,705	273,654	394,450	394,450	405,750
Commodities	130,213	156,416	120,538	129,550	129,550	130,250
Capital Outlay	23,465	293,087	443,181	420,056	200,000	414,445
Transfers	165,000	180,000	50,000	150,000	150,000	200,000
Debt Service	-	-	-	-	-	-
Reserve	-	-	-	-	-	-
<b>Total Expenditures</b>	<b>1,372,421</b>	<b>1,567,248</b>	<b>1,422,213</b>	<b>1,719,500</b>	<b>1,499,444</b>	<b>1,828,632</b>
Receipts Over(Under) Expenditures	97,308	(107,295)	31,311	(265,808)	(45,752)	(360,497)
Unencumbered Cash December 31	623,110	515,815	547,126	11,482	501,374	140,877

**2016 Receipts**



**2016 Expenditures**





City of Arkansas City, Kansas

		2012 Actual	2013 Actual	2014 Actual	2015 Adopted Budget	2015 Working Budget	2016 Adopted Budget
<b>Fund: 19 - SANITATION FUND</b>							
<b>Category: 500 - Personnel Services</b>							
<a href="#">19-203-5100</a>	Full Time Salary	25,966.16	0.00	0.00	0.00	0.00	0.00
<a href="#">19-203-5101</a>	Part Time Salary	0.00	0.00	0.00	0.00	0.00	0.00
<a href="#">19-203-5102</a>	Overtime Salary	165.43	0.00	0.00	0.00	0.00	0.00
<a href="#">19-203-5103</a>	SS/Medi Taxes	1,927.97	0.00	0.00	0.00	0.00	0.00
<a href="#">19-203-5105</a>	Retirement	156.96	0.00	0.00	0.00	0.00	0.00
<a href="#">19-203-5106</a>	KPERS	2,127.70	0.00	0.00	0.00	0.00	0.00
<a href="#">19-203-5111</a>	Life Insurance	16.48	0.00	0.00	0.00	0.00	0.00
<a href="#">19-203-5112</a>	Medical/Dental Insurance	3,167.45	0.00	0.00	0.00	0.00	0.00
<a href="#">19-203-5113</a>	Unemployment Insurance	144.30	0.00	0.00	0.00	0.00	0.00
<a href="#">19-203-5114</a>	Workers Comp	66.00	0.00	0.00	0.00	0.00	0.00
<a href="#">19-205-5100</a>	Full Time Salary	15,584.57	0.00	0.00	0.00	0.00	0.00
<a href="#">19-205-5103</a>	SS/Medi Taxes	1,193.59	0.00	0.00	0.00	0.00	0.00
<a href="#">19-205-5105</a>	Retirement	0.00	0.00	0.00	0.00	0.00	0.00
<a href="#">19-205-5106</a>	KPERS	1,267.11	0.00	0.00	0.00	0.00	0.00
<a href="#">19-205-5111</a>	Life Insurance	0.00	0.00	0.00	0.00	0.00	0.00
<a href="#">19-205-5113</a>	Unemployment Insurance	83.46	0.00	0.00	0.00	0.00	0.00
<a href="#">19-205-5114</a>	Workers Comp	48.00	0.00	0.00	0.00	0.00	0.00
<a href="#">19-209-5100</a>	Full Time Salary	31,421.41	0.00	0.00	0.00	0.00	0.00
<a href="#">19-209-5101</a>	Part Time Salary	0.00	0.00	0.00	0.00	0.00	0.00
<a href="#">19-209-5102</a>	Overtime Salary	418.82	0.00	0.00	0.00	0.00	0.00
<a href="#">19-209-5103</a>	SS/Medi Taxes	2,360.29	0.00	0.00	0.00	0.00	0.00
<a href="#">19-209-5105</a>	Retirement	0.00	0.00	0.00	0.00	0.00	0.00
<a href="#">19-209-5106</a>	KPERS	2,452.33	0.00	0.00	0.00	0.00	0.00
<a href="#">19-209-5111</a>	Life Insurance	22.27	0.00	0.00	0.00	0.00	0.00
<a href="#">19-209-5112</a>	Medical/Dental Insurance	3,983.21	0.00	0.00	0.00	0.00	0.00
<a href="#">19-209-5113</a>	Unemployment Insurance	174.35	0.00	0.00	0.00	0.00	0.00
<a href="#">19-209-5114</a>	Workers Comp	58.00	0.00	0.00	0.00	0.00	0.00
<a href="#">19-209-5201</a>	Staffing Services	0.00	0.00	0.00	0.00	0.00	0.00
<a href="#">19-209-5202</a>	Employment Services	0.00	0.00	0.00	0.00	0.00	0.00
<a href="#">19-209-5204</a>	Training/Seminars/Conferences	340.50	3,000.00	3,000.00	3,000.00	3,000.00	3,000.00
<a href="#">19-209-5205</a>	Dues/Memberships	559.79	0.00	0.00	0.00	0.00	0.00
<a href="#">19-209-5206</a>	Employee Appreciation	1,675.83	0.00	0.00	0.00	0.00	0.00
<a href="#">19-540-5100</a>	Full Time Salary	9,052.30	182,937.06	148,542.69	168,218.00	168,218.00	174,512.00
<a href="#">19-540-5101</a>	Part Time Salary	0.00	5,660.82	0.00	0.00	0.00	0.00
<a href="#">19-540-5102</a>	Overtime Salary	327.45	6,784.77	5,341.72	0.00	0.00	0.00
<a href="#">19-540-5103</a>	SS/Medi Taxes	667.43	14,068.96	11,275.96	12,869.00	12,869.00	13,351.00
<a href="#">19-540-5105</a>	Retirement	0.00	0.00	0.00	0.00	0.00	0.00
<a href="#">19-540-5106</a>	KPERS	762.91	16,588.60	14,962.80	17,377.00	17,377.00	17,766.00
<a href="#">19-540-5111</a>	Life Insurance	10.39	140.87	124.45	138.00	138.00	138.00
<a href="#">19-540-5112</a>	Medical/Dental Insurance	2,577.72	32,034.51	27,672.96	34,894.00	34,894.00	30,562.00
<a href="#">19-540-5113</a>	Unemployment Insurance	51.60	1,052.48	846.33	925.00	925.00	960.00
<a href="#">19-540-5114</a>	Workers Comp	18.00	1,855.27	3,612.55	16,255.00	16,255.00	4,200.00
<a href="#">19-541-5100</a>	Full Time Salary	390,177.12	190,882.05	191,943.53	227,276.00	227,276.00	264,924.00
<a href="#">19-541-5101</a>	Part Time Salary	0.00	0.00	0.00	0.00	0.00	0.00
<a href="#">19-541-5102</a>	Overtime Salary	14,731.70	13,249.01	10,941.34	15,000.00	15,000.00	15,000.00

City of Arkansas City, Kansas

		2012 Actual	2013 Actual	2014 Actual	2015 Adopted Budget	2015 Working Budget	2016 Adopted Budget
<a href="#">19-541-5103</a>	SS/Medi Taxes	28,075.22	14,569.56	14,683.94	18,535.00	18,535.00	21,415.00
<a href="#">19-541-5105</a>	Retirement	0.00	0.00	0.00	0.00	0.00	0.00
<a href="#">19-541-5106</a>	KPERS	33,228.93	17,699.16	19,688.92	25,030.00	25,030.00	28,497.00
<a href="#">19-541-5111</a>	Life Insurance	371.70	242.55	281.27	318.00	318.00	363.00
<a href="#">19-541-5112</a>	Medical/Dental Insurance	93,394.64	65,748.51	53,760.67	59,864.00	59,864.00	77,509.00
<a href="#">19-541-5113</a>	Unemployment Insurance	2,227.03	1,122.52	1,115.16	1,333.00	1,333.00	1,540.00
<a href="#">19-541-5114</a>	Workers Comp	27,451.32	18,223.29	24,476.07	21,962.00	21,962.00	22,000.00
<a href="#">19-541-5201</a>	Staffing Services	0.00	0.00	0.00	0.00	0.00	0.00
<a href="#">19-541-5202</a>	Employment Services	416.26	2,309.78	1,404.14	1,000.00	1,000.00	1,000.00
<a href="#">19-541-5203</a>	Travel/ Meals/ Lodging	0.00	255.17	837.76	250.00	250.00	250.00
<a href="#">19-541-5204</a>	Training/Seminars/Conferences	218.53	615.59	102.00	1,000.00	1,000.00	1,000.00
<a href="#">19-541-5205</a>	Dues/Memberships	0.00	0.00	167.88	200.00	200.00	200.00
<a href="#">19-541-5206</a>	Employee Appreciation	500.00	0.00	58.22	0.00	0.00	0.00
<a href="#">19-998-5204</a>	Training/Seminars/Conferences	0.00	0.00	0.00	0.00	0.00	0.00
	<b>Category 500 Total:</b>	<b>699,642.23</b>	<b>589,040.53</b>	<b>534,840.36</b>	<b>625,444.00</b>	<b>625,444.00</b>	<b>678,187.00</b>
<b>Category: 600 - Contractual</b>							
<a href="#">19-205-6210</a>	Legal Services	774.95	5,224.06	0.00	0.00	0.00	0.00
<a href="#">19-209-6104</a>	Telephone	1,374.34	0.00	0.00	0.00	0.00	0.00
<a href="#">19-209-6105</a>	Other Utility Services	976.67	0.00	0.00	0.00	0.00	0.00
<a href="#">19-209-6211</a>	Auditing	11,000.00	0.00	0.00	0.00	0.00	0.00
<a href="#">19-209-6214</a>	Other Professional Services	5,083.74	276.38	291.58	0.00	0.00	300.00
<a href="#">19-209-6215</a>	Other Insurances	38,828.34	0.00	0.00	0.00	0.00	0.00
<a href="#">19-209-6301</a>	Advertising	593.45	0.00	0.00	0.00	0.00	0.00
<a href="#">19-209-6302</a>	Equip Rental/Maintenance Contract	0.00	0.00	87.42	0.00	0.00	0.00
<a href="#">19-209-6305</a>	Service Charges	7,365.50	7,506.44	9,339.79	9,000.00	9,000.00	10,000.00
<a href="#">19-541-6102</a>	Electricity	5,488.67	5,039.41	4,966.04	6,200.00	6,200.00	6,200.00
<a href="#">19-541-6103</a>	Natural Gas	3,103.94	3,909.21	3,445.56	5,200.00	5,200.00	5,200.00
<a href="#">19-541-6104</a>	Telephone	207.14	218.03	241.48	300.00	300.00	300.00
<a href="#">19-541-6105</a>	Other Utility Services	874.63	749.71	739.24	800.00	800.00	800.00
<a href="#">19-541-6212</a>	Payments to Contractors	237,450.39	301,065.97	238,837.13	325,000.00	325,000.00	335,000.00
<a href="#">19-541-6213</a>	Translation Services	0.00	0.00	0.00	0.00	0.00	0.00
<a href="#">19-541-6214</a>	Other Professional Services	33,954.74	12,992.41	2,027.00	35,000.00	35,000.00	35,000.00
<a href="#">19-541-6215</a>	Other Insurances	0.00	6,225.28	6,599.29	6,600.00	6,600.00	6,600.00
<a href="#">19-541-6218</a>	Claims/Losses	0.00	1,224.72	0.00	0.00	0.00	0.00
<a href="#">19-541-6301</a>	Advertising	6,968.35	4,032.71	4,067.81	5,000.00	5,000.00	5,000.00
<a href="#">19-541-6302</a>	Equip Rental/Maintenance Contract	57.00	69.30	1,822.53	250.00	250.00	250.00
<a href="#">19-541-6303</a>	License Fees	0.00	171.50	1,188.91	100.00	100.00	100.00
<a href="#">19-650-6214</a>	Other Professional Services	0.00	0.00	0.00	1,000.00	1,000.00	1,000.00
<a href="#">19-998-6306</a>	Other Rentals	0.00	0.00	0.00	0.00	0.00	0.00
	<b>Category 600 Total:</b>	<b>354,101.85</b>	<b>348,705.13</b>	<b>273,653.78</b>	<b>394,450.00</b>	<b>394,450.00</b>	<b>405,750.00</b>
<b>Category: 710 - Commodities</b>							
<a href="#">19-209-7100</a>	Office Supplies/Publications	1,985.51	2,490.16	502.86	500.00	500.00	500.00
<a href="#">19-209-7101</a>	Other Supplies/Tools	106.60	0.00	0.00	0.00	0.00	0.00
<a href="#">19-209-7102</a>	Clothing/Uniforms	0.00	0.00	0.00	0.00	0.00	0.00
<a href="#">19-209-7110</a>	Postage/Shipping	5,816.12	2,800.00	4,500.00	4,800.00	4,800.00	5,500.00
<a href="#">19-209-7301</a>	Refunds	0.00	0.00	0.00	0.00	0.00	0.00
<a href="#">19-540-7102</a>	Clothing/Uniforms	0.00	65.22	0.00	0.00	0.00	0.00

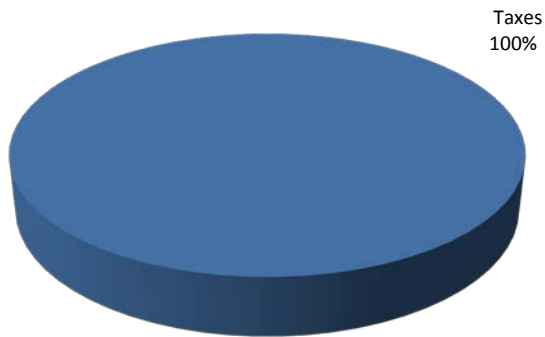
City of Arkansas City, Kansas

		2012 Actual	2013 Actual	2014 Actual	2015 Adopted Budget	2015 Working Budget	2016 Adopted Budget
<a href="#">19-541-7100</a>	Office Supplies/Publications	445.88	327.31	1,101.23	1,500.00	1,500.00	1,500.00
<a href="#">19-541-7101</a>	Other Supplies/Tools	6,100.67	7,634.90	10,850.80	8,000.00	8,000.00	8,000.00
<a href="#">19-541-7102</a>	Clothing/Uniforms	8,810.95	6,307.46	5,193.84	7,000.00	7,000.00	7,000.00
<a href="#">19-541-7103</a>	Food Supply	1,088.29	0.00	0.00	0.00	0.00	0.00
<a href="#">19-541-7107</a>	Materials for Resale	0.00	0.00	0.00	0.00	0.00	0.00
<a href="#">19-541-7110</a>	Postage/Shipping	0.00	38.39	0.00	250.00	250.00	250.00
<a href="#">19-541-7200</a>	Fuel/Oil	62,792.51	49,644.97	64,505.44	55,000.00	55,000.00	55,000.00
<a href="#">19-541-7201</a>	Equipment Repair/Parts/Maintena...	10,124.42	7,704.15	1,306.70	10,000.00	10,000.00	10,000.00
<a href="#">19-541-7202</a>	Motor Vehicle Repair/Parts	30,328.53	76,315.89	31,108.80	35,000.00	35,000.00	35,000.00
<a href="#">19-541-7204</a>	Building Materials/Repairs	2,613.09	3,087.68	1,468.54	7,500.00	7,500.00	7,500.00
<a href="#">19-541-7301</a>	Refunds	0.00	0.00	0.00	0.00	0.00	0.00
<a href="#">19-998-7108</a>	Laboratory Tests/Evaluations	0.00	0.00	0.00	0.00	0.00	0.00
<b>Category 710 Total:</b>		<b>130,212.57</b>	<b>156,416.13</b>	<b>120,538.21</b>	<b>129,550.00</b>	<b>129,550.00</b>	<b>130,250.00</b>
<b>Category: 740 - Capital Outlay</b>							
<a href="#">19-209-7400</a>	Buildings	0.00	0.00	0.00	0.00	0.00	0.00
<a href="#">19-209-7405</a>	Machinery/Equipment	0.00	71.90	0.00	0.00	0.00	0.00
<a href="#">19-209-7406</a>	Office Equipment/Furniture	0.00	0.00	0.00	0.00	0.00	0.00
<a href="#">19-209-7504</a>	Computer Equipment	5,686.09	2,421.30	1,766.55	8,400.00	8,400.00	4,660.00
<a href="#">19-209-7505</a>	Computer Software	6,099.58	7,538.73	6,958.25	9,156.00	9,156.00	7,285.00
<a href="#">19-541-7403</a>	Motor Vehicles	10,000.00	0.00	2,850.00	150,000.00	150,000.00	150,000.00
<a href="#">19-541-7405</a>	Machinery/Equipment	307.79	281,801.21	431,605.85	250,000.00	29,944.00	250,000.00
<a href="#">19-541-7505</a>	Computer Software	1,371.10	1,253.50	0.00	2,500.00	2,500.00	2,500.00
<a href="#">19-541-7600</a>	Depreciation	0.00	0.00	0.00	0.00	0.00	0.00
<a href="#">19-998-7502</a>	Communication Equipment	0.00	0.00	0.00	0.00	0.00	0.00
<a href="#">19-998-7600</a>	Depreciation	0.00	0.00	0.00	0.00	0.00	0.00
<b>Category 740 Total:</b>		<b>23,464.56</b>	<b>293,086.64</b>	<b>443,180.65</b>	<b>420,056.00</b>	<b>200,000.00</b>	<b>414,445.00</b>
<b>Category: 800 - Transfers</b>							
<a href="#">19-880-8000</a>	Transfer to Other Fund	165,000.00	180,000.00	0.00	150,000.00	150,000.00	200,000.00
<a href="#">19-880-8002</a>	Transfer to CIP	0.00	0.00	50,000.00	0.00	0.00	0.00
<b>Category 800 Total:</b>		<b>165,000.00</b>	<b>180,000.00</b>	<b>50,000.00</b>	<b>150,000.00</b>	<b>150,000.00</b>	<b>200,000.00</b>
<b>Category: 900 - Debt Service</b>							
<a href="#">19-999-9999</a>	Profit Handler	0.00	0.00	0.00	0.00	0.00	0.00
<b>Category 900 Total:</b>		<b>0.00</b>	<b>0.00</b>	<b>0.00</b>	<b>0.00</b>	<b>0.00</b>	<b>0.00</b>
<b>Fund 19 Total:</b>		<b>1,372,421.21</b>	<b>1,567,248.43</b>	<b>1,422,213.00</b>	<b>1,719,500.00</b>	<b>1,499,444.00</b>	<b>1,828,632.00</b>

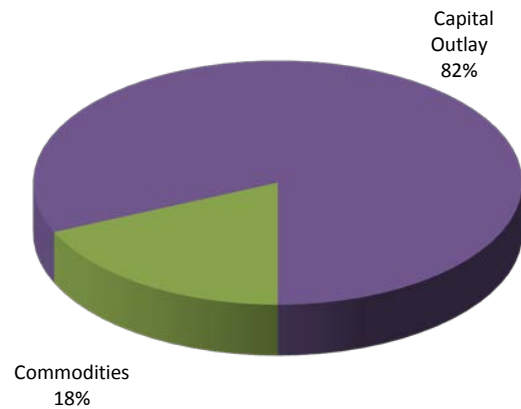
**Special Recreation Fund- 20  
Fiscal Year 2016**

	ACTUAL 2012	ACTUAL 2013	ACTUAL 2014	BUDGETED 2015	ESTIMATED 2015	BUDGETED 2016
Unencumbered Cash January 1	13,577	12,395	12,662	5,267	19,972	16,569
<b>Receipts:</b>						
Taxes	11,718	12,228	10,210	16,597	16,597	10,655
Licenses and Permits	-	-	-	-	-	-
Use of Money & Property	-	-	-	-	-	-
Intergovernmental	-	-	-	-	-	-
Services Revenue	-	-	-	-	-	-
Fines and Fees	-	-	-	-	-	-
Other Revenue Sources	5,000	-	-	-	-	-
Transfers In	-	-	-	-	-	-
<b>Total Receipts</b>	<b>16,718</b>	<b>12,228</b>	<b>10,210</b>	<b>16,597</b>	<b>16,597</b>	<b>10,655</b>
<b>Total Available</b>	<b>30,295</b>	<b>24,623</b>	<b>22,872</b>	<b>21,864</b>	<b>36,569</b>	<b>27,224</b>
<b>Expenditures:</b>						
Personnel Services	-	-	-	-	-	-
Contractual	10,000	-	-	-	-	-
Commodities	7,900	-	-	-	-	5,000
Capital Outlay	-	11,961	2,900	20,000	20,000	22,224
Transfers	-	-	-	-	-	-
Debt Service	-	-	-	-	-	-
Reserve	-	-	-	-	-	-
<b>Total Expenditures</b>	<b>17,900</b>	<b>11,961</b>	<b>2,900</b>	<b>20,000</b>	<b>20,000</b>	<b>27,224</b>
Receipts Over(Under) Expenditures	(1,182)	267	7,310	(3,403)	(3,403)	(16,569)
Unencumbered Cash December 31	12,395	12,662	19,972	1,864	16,569	0

**2016 Receipts**



**2016 Expenditures**



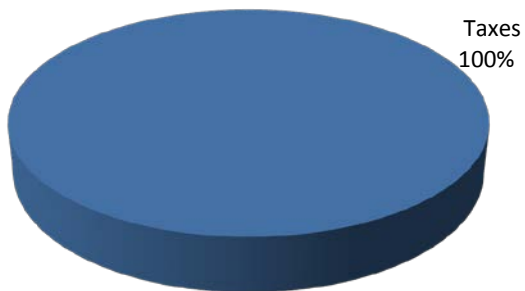
City of Arkansas City, Kansas

		2012 Actual	2013 Actual	2014 Actual	2015 Adopted Budget	2015 Working Budget	2016 Adopted Budget
<b>Fund: 20 - SPECIAL RECREATION FUND</b>							
<b>Category: 600 - Contractual</b>							
<a href="#">20-100-6217</a>	Contributions	10,000.00	0.00	0.00	0.00	0.00	0.00
<b>Category 600 Total:</b>		<b>10,000.00</b>	<b>0.00</b>	<b>0.00</b>	<b>0.00</b>	<b>0.00</b>	<b>0.00</b>
<b>Category: 710 - Commodities</b>							
<a href="#">20-530-7101</a>	Other Supplies/Tools	7,900.00	11,961.46	2,900.00	20,000.00	20,000.00	5,000.00
<b>Category 710 Total:</b>		<b>7,900.00</b>	<b>11,961.46</b>	<b>2,900.00</b>	<b>20,000.00</b>	<b>20,000.00</b>	<b>5,000.00</b>
<b>Category: 740 - Capital Outlay</b>							
<a href="#">20-100-7405</a>	Machinery/Equipment	0.00	0.00	0.00	0.00	0.00	0.00
<a href="#">20-202-7405</a>	Machinery/Equipment	0.00	0.00	0.00	0.00	0.00	0.00
<a href="#">20-202-7600</a>	Depreciation	0.00	0.00	0.00	0.00	0.00	0.00
<a href="#">20-530-7405</a>	Machinery/Equipment	0.00	0.00	0.00	0.00	0.00	22,224.00
<a href="#">20-998-7405</a>	Recreational Equipment	0.00	0.00	0.00	0.00	0.00	0.00
<b>Category 740 Total:</b>		<b>0.00</b>	<b>0.00</b>	<b>0.00</b>	<b>0.00</b>	<b>0.00</b>	<b>22,224.00</b>
<b>Category: 900 - Debt Service</b>							
<a href="#">20-999-9999</a>	Profit Handler	0.00	0.00	0.00	0.00	0.00	0.00
<b>Category 900 Total:</b>		<b>0.00</b>	<b>0.00</b>	<b>0.00</b>	<b>0.00</b>	<b>0.00</b>	<b>0.00</b>
<b>Fund 20 Total:</b>		<b>17,900.00</b>	<b>11,961.46</b>	<b>2,900.00</b>	<b>20,000.00</b>	<b>20,000.00</b>	<b>27,224.00</b>

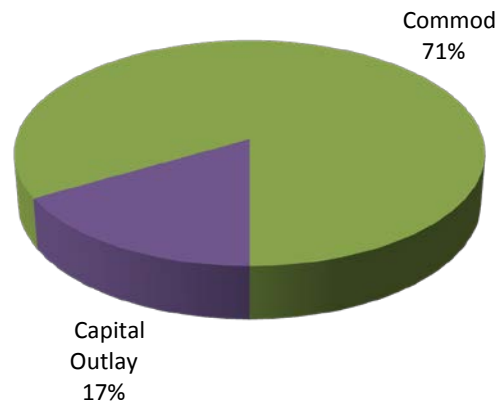
**Special Street Fund-21  
Fiscal Year 2016**

	ACTUAL 2012	ACTUAL 2013	ACTUAL 2014	BUDGETED 2015	ESTIMATED 2015	BUDGETED 2016
Unencumbered Cash January 1	238,233	271,273	345,757	329,937	248,296	191,956
<b>Receipts:</b>						
Taxes	372,389	362,238	371,490	364,930	368,660	369,370
Licenses and Permits	-	-	-	-	-	-
Use of Money & Property	-	-	-	-	-	-
Intergovernmental	-	-	-	-	-	-
Services Revenue	62	-	-	-	-	-
Fines and Fees	-	-	-	-	-	-
Other Revenue Sources	3,399	-	-	-	-	-
Transfers In	-	-	-	-	-	-
<b>Total Receipts</b>	<b>375,850</b>	<b>362,238</b>	<b>371,490</b>	<b>364,930</b>	<b>368,660</b>	<b>369,370</b>
<b>Total Available</b>	<b>614,083</b>	<b>633,511</b>	<b>717,247</b>	<b>694,867</b>	<b>616,956</b>	<b>561,326</b>
<b>Expenditures:</b>						
Personnel Services	49,279	23,815	-	-	-	-
Contractual	29,575	32,841	267,009	-	-	-
Commodities	161,794	229,768	201,763	375,000	275,000	375,000
Capital Outlay	62,164	1,329	180	150,000	150,000	75,000
Transfers	40,000	-	-	-	-	-
Debt Service	-	-	-	-	-	-
Reserve	-	-	-	-	-	-
<b>Total Expenditures</b>	<b>342,811</b>	<b>287,753</b>	<b>468,952</b>	<b>525,000</b>	<b>425,000</b>	<b>450,000</b>
Receipts Over(Under) Expenditures	33,040	74,485	(97,462)	(160,070)	(56,340)	(80,630)
Unencumbered Cash December 31	271,273	345,757	248,296	169,867	191,956	111,326

**2016 Receipts**



**2016 Expenditures**



City of Arkansas City, Kansas

		2012 Actual	2013 Actual	2014 Actual	2015 Adopted Budget	2015 Working Budget	2016 Adopted Budget
<b>Fund: 21 - SPECIAL STREET FUND</b>							
<b>Category: 500 - Personnel Services</b>							
<a href="#">21-542-5100</a>	Full Time Salary	32,027.61	14,894.33	0.00	0.00	0.00	0.00
<a href="#">21-542-5102</a>	Overtime Salary	0.00	316.66	0.00	0.00	0.00	0.00
<a href="#">21-542-5103</a>	SS/Medi Taxes	2,343.55	1,104.65	0.00	0.00	0.00	0.00
<a href="#">21-542-5105</a>	Retirement	0.00	0.00	0.00	0.00	0.00	0.00
<a href="#">21-542-5106</a>	KPERS	2,605.57	1,313.65	0.00	0.00	0.00	0.00
<a href="#">21-542-5111</a>	Life Insurance	18.81	7.99	0.00	0.00	0.00	0.00
<a href="#">21-542-5112</a>	Medical/Dental Insurance	7,128.07	2,817.29	0.00	0.00	0.00	0.00
<a href="#">21-542-5113</a>	Unemployment Insurance	171.19	83.04	0.00	0.00	0.00	0.00
<a href="#">21-542-5114</a>	Workers Comp	1,934.03	3,277.07	0.00	0.00	0.00	0.00
<a href="#">21-542-5201</a>	Staffing Services	0.00	0.00	0.00	0.00	0.00	0.00
<a href="#">21-542-5202</a>	Employment Services	756.00	1,945.07	0.00	0.00	0.00	0.00
<a href="#">21-542-5203</a>	Travel/ Meals/ Lodging	0.00	370.46	0.00	0.00	0.00	0.00
<a href="#">21-542-5204</a>	Training/Seminars/Conferences	2,076.64	882.11	0.00	0.00	0.00	0.00
<a href="#">21-542-5205</a>	Dues/Memberships	60.00	-13.00	0.00	0.00	0.00	0.00
<a href="#">21-542-5206</a>	Employee Appreciation	157.16	0.00	0.00	0.00	0.00	0.00
<a href="#">21-998-5201</a>	Staffing Services	0.00	0.00	0.00	0.00	0.00	0.00
	<b>Category 500 Total:</b>	<b>49,278.63</b>	<b>26,999.32</b>	<b>0.00</b>	<b>0.00</b>	<b>0.00</b>	<b>0.00</b>
<b>Category: 600 - Contractual</b>							
<a href="#">21-542-6102</a>	Electricity	13,980.42	16,354.08	0.00	0.00	0.00	0.00
<a href="#">21-542-6103</a>	Natural Gas	3,103.96	3,012.13	0.00	0.00	0.00	0.00
<a href="#">21-542-6104</a>	Telephone	1,140.83	1,308.23	0.00	0.00	0.00	0.00
<a href="#">21-542-6105</a>	Other Utility Services	874.67	687.21	0.00	0.00	0.00	0.00
<a href="#">21-542-6212</a>	Payments to Contractors	0.00	206.00	0.00	0.00	0.00	0.00
<a href="#">21-542-6213</a>	Translation Services	0.00	0.00	0.00	0.00	0.00	0.00
<a href="#">21-542-6214</a>	Other Professional Services	1,178.19	1,764.50	267,008.85	0.00	0.00	0.00
<a href="#">21-542-6218</a>	Claims/Losses	81.61	0.00	0.00	0.00	0.00	0.00
<a href="#">21-542-6301</a>	Advertising	627.18	134.40	0.00	0.00	0.00	0.00
<a href="#">21-542-6302</a>	Equip Rental/Maintenance Contract	8,460.00	6,099.30	0.00	0.00	0.00	0.00
<a href="#">21-542-6303</a>	License Fees	128.06	73.64	0.00	0.00	0.00	0.00
<a href="#">21-998-6225</a>	Laundry and Sanitation	0.00	0.00	0.00	0.00	0.00	0.00
	<b>Category 600 Total:</b>	<b>29,574.92</b>	<b>29,639.49</b>	<b>267,008.85</b>	<b>0.00</b>	<b>0.00</b>	<b>0.00</b>
<b>Category: 710 - Commodities</b>							
<a href="#">21-542-7100</a>	Office Supplies/Publications	745.32	292.71	0.00	0.00	0.00	0.00
<a href="#">21-542-7101</a>	Other Supplies/Tools	10,435.77	7,381.67	0.00	0.00	0.00	0.00
<a href="#">21-542-7102</a>	Clothing/Uniforms	7,730.18	7,610.68	0.00	0.00	0.00	0.00
<a href="#">21-542-7103</a>	Food Supply	1,107.30	0.00	0.00	0.00	0.00	0.00
<a href="#">21-542-7110</a>	Postage/Shipping	33.22	17.33	0.00	0.00	0.00	0.00
<a href="#">21-542-7200</a>	Fuel/Oil	58,157.54	41,696.95	47,213.05	65,000.00	65,000.00	65,000.00
<a href="#">21-542-7201</a>	Equipment Repair/Parts/Maintena...	43,759.99	27,775.65	25,522.71	75,000.00	75,000.00	75,000.00
<a href="#">21-542-7202</a>	Motor Vehicle Repair/Parts	5,486.71	22,001.58	19,247.65	25,000.00	25,000.00	25,000.00
<a href="#">21-542-7204</a>	Building Materials/Repairs	3,982.15	3,122.33	1,067.09	40,000.00	40,000.00	40,000.00
<a href="#">21-542-7205</a>	Street/Sidewalk Materials	30,277.98	108,839.51	108,712.73	170,000.00	70,000.00	170,000.00
<a href="#">21-542-7207</a>	Street Flags and Signs	77.44	11,046.88	0.00	0.00	0.00	0.00
<a href="#">21-998-7204</a>	Building Materials/Repairs	0.00	0.00	0.00	0.00	0.00	0.00
	<b>Category 710 Total:</b>	<b>161,793.60</b>	<b>229,785.29</b>	<b>201,763.23</b>	<b>375,000.00</b>	<b>275,000.00</b>	<b>375,000.00</b>

City of Arkansas City, Kansas

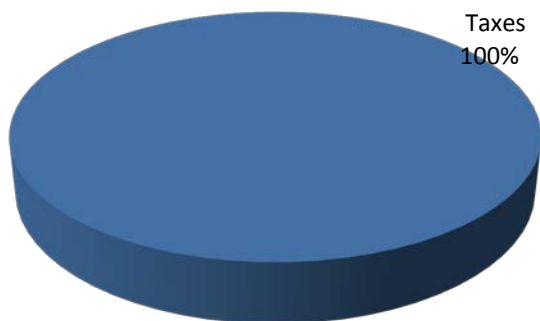
		2012 Actual	2013 Actual	2014 Actual	2015 Adopted Budget	2015 Working Budget	2016 Adopted Budget
<b>Category: 740 - Capital Outlay</b>							
<a href="#">21-542-7403</a>	Motor Vehicles	39,508.00	0.00	0.00	0.00	0.00	0.00
<a href="#">21-542-7405</a>	Machinery/Equipment	20,470.59	0.00	179.71	150,000.00	150,000.00	75,000.00
<a href="#">21-542-7406</a>	Office Equipment/Furniture	0.00	0.00	0.00	0.00	0.00	0.00
<a href="#">21-542-7504</a>	Computer Equipment	1,039.00	0.00	0.00	0.00	0.00	0.00
<a href="#">21-542-7505</a>	Computer Software	1,146.10	1,329.25	0.00	0.00	0.00	0.00
<a href="#">21-542-7600</a>	Depreciation	0.00	0.00	0.00	0.00	0.00	0.00
<a href="#">21-998-7502</a>	Communication Equipment	0.00	0.00	0.00	0.00	0.00	0.00
	<b>Category 740 Total:</b>	<b>62,163.69</b>	<b>1,329.25</b>	<b>179.71</b>	<b>150,000.00</b>	<b>150,000.00</b>	<b>75,000.00</b>
<b>Category: 800 - Transfers</b>							
<a href="#">21-542-8000</a>	Transfer to Other Fund	40,000.00	0.00	0.00	0.00	0.00	0.00
	<b>Category 800 Total:</b>	<b>40,000.00</b>	<b>0.00</b>	<b>0.00</b>	<b>0.00</b>	<b>0.00</b>	<b>0.00</b>
<b>Category: 900 - Debt Service</b>							
<a href="#">21-999-9999</a>	Profit Handler	0.00	0.00	0.00	0.00	0.00	0.00
	<b>Category 900 Total:</b>	<b>0.00</b>	<b>0.00</b>	<b>0.00</b>	<b>0.00</b>	<b>0.00</b>	<b>0.00</b>
	<b>Fund 21 Total:</b>	<b>342,810.84</b>	<b>287,753.35</b>	<b>468,951.79</b>	<b>525,000.00</b>	<b>425,000.00</b>	<b>450,000.00</b>



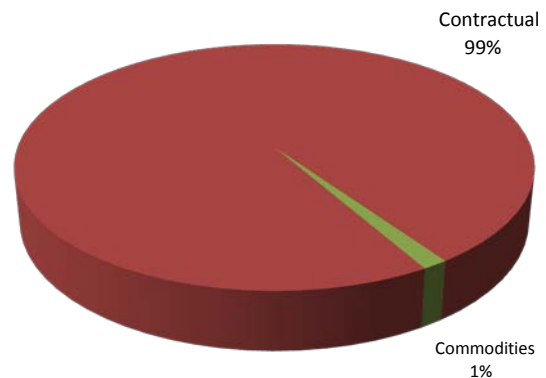
**Tourism & Convention Fund- 23**  
**Fiscal Year 2016**

	ACTUAL 2012	ACTUAL 2013	ACTUAL 2014	BUDGETED 2015	ESTIMATED 2015	BUDGETED 2016
Unencumbered Cash January 1	74,716	74,749	62,211	34,211	52,294	51,083
<b>Receipts:</b>						
Taxes	79,624	63,235	87,655	82,000	120,000	130,000
Licenses and Permits	-	-	-	-	-	-
Use of Money & Property	-	-	-	-	-	-
Intergovernmental	-	-	-	-	-	-
Services Revenue	-	-	-	-	-	-
Fines and Fees	-	-	-	-	-	-
Other Revenue Sources	-	-	-	-	-	-
Transfers In	-	-	-	-	-	-
<b>Total Receipts</b>	<b>79,624</b>	<b>63,235</b>	<b>87,655</b>	<b>82,000</b>	<b>120,000</b>	<b>130,000</b>
<b>Total Available</b>	<b>154,340</b>	<b>137,984</b>	<b>149,867</b>	<b>116,211</b>	<b>172,294</b>	<b>181,083</b>
<b>Expenditures:</b>						
Personnel Services	-	-	-	-	-	-
Contractual	79,591	74,685	89,372	115,000	120,000	141,500
Commodities	-	1,089	8,201	1,211	1,211	2,000
Transfers To Other Funds	-	-	-	-	-	-
Debt Service	-	-	-	-	-	-
Reserve	-	-	-	-	-	-
<b>Total Expenditures</b>	<b>79,591</b>	<b>75,774</b>	<b>97,572</b>	<b>116,211</b>	<b>121,211</b>	<b>143,500</b>
Receipts Over(Under) Expenditures	33	(12,539)	(9,917)	(34,211)	(1,211)	(13,500)
Unencumbered Cash December 31	74,749	62,211	52,294	-	51,083	37,583

**2016 Receipts**



**2016 Expenditures**



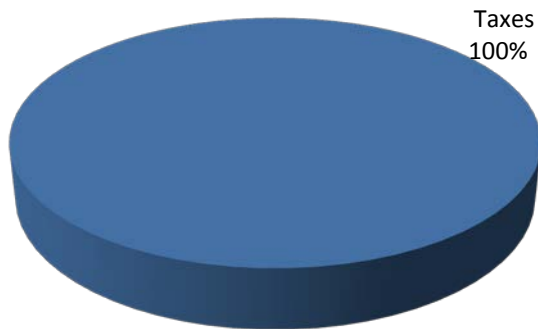
City of Arkansas City, Kansas

		2012 Actual	2013 Actual	2014 Actual	2015 Adopted Budget	2015 Working Budget	2016 Adopted Budget
<b>Fund: 23 - TOURISM/CONVENTION FUND</b>							
<b>Category: 500 - Personnel Services</b>							
<a href="#">23-773-5203</a>	Travel/ Meals/ Lodging	0.00	0.00	0.00	0.00	0.00	0.00
<a href="#">23-773-5205</a>	Dues/Memberships	0.00	0.00	0.00	0.00	0.00	0.00
<b>Category 500 Total:</b>		<b>0.00</b>	<b>0.00</b>	<b>0.00</b>	<b>0.00</b>	<b>0.00</b>	<b>0.00</b>
<b>Category: 600 - Contractual</b>							
<a href="#">23-773-6212</a>	Payments to Contractors	0.00	0.00	0.00	0.00	66,000.00	71,500.00
<a href="#">23-773-6214</a>	Other Professional Services	0.00	2,701.60	1,391.25	45,000.00	0.00	0.00
<a href="#">23-773-6217</a>	Contributions	79,590.65	70,000.00	87,655.30	70,000.00	54,000.00	70,000.00
<a href="#">23-773-6301</a>	Advertising	0.00	1,983.37	0.00	1,211.00	1,211.00	2,000.00
<a href="#">23-773-6302</a>	Equip Rental/Maintenance Contract	0.00	0.00	325.00	0.00	0.00	0.00
<a href="#">23-998-6102</a>	Electricity	0.00	0.00	0.00	0.00	0.00	0.00
<a href="#">23-998-6306</a>	Other Rentals	0.00	0.00	0.00	0.00	0.00	0.00
<b>Category 600 Total:</b>		<b>79,590.65</b>	<b>74,684.97</b>	<b>89,371.55</b>	<b>116,211.00</b>	<b>121,211.00</b>	<b>143,500.00</b>
<b>Category: 710 - Commodities</b>							
<a href="#">23-773-7100</a>	Office Supplies/Publications	0.00	0.00	0.00	0.00	0.00	0.00
<a href="#">23-773-7101</a>	Other Supplies/Tools	0.00	1,089.01	7,669.50	0.00	0.00	0.00
<a href="#">23-773-7103</a>	Food Supply	0.00	0.00	531.44	0.00	0.00	0.00
<a href="#">23-773-7110</a>	Postage/Shipping	0.00	0.00	0.00	0.00	0.00	0.00
<b>Category 710 Total:</b>		<b>0.00</b>	<b>1,089.01</b>	<b>8,200.94</b>	<b>0.00</b>	<b>0.00</b>	<b>0.00</b>
<b>Category: 740 - Capital Outlay</b>							
<a href="#">23-998-7401</a>	Land/Easments/ROW	0.00	0.00	0.00	0.00	0.00	0.00
<b>Category 740 Total:</b>		<b>0.00</b>	<b>0.00</b>	<b>0.00</b>	<b>0.00</b>	<b>0.00</b>	<b>0.00</b>
<b>Category: 800 - Transfers</b>							
<a href="#">23-773-8000</a>	Transfer to Other Fund	0.00	0.00	0.00	0.00	0.00	0.00
<b>Category 800 Total:</b>		<b>0.00</b>	<b>0.00</b>	<b>0.00</b>	<b>0.00</b>	<b>0.00</b>	<b>0.00</b>
<b>Category: 900 - Debt Service</b>							
<a href="#">23-999-9999</a>	Profit Handler	0.00	0.00	0.00	0.00	0.00	0.00
<b>Category 900 Total:</b>		<b>0.00</b>	<b>0.00</b>	<b>0.00</b>	<b>0.00</b>	<b>0.00</b>	<b>0.00</b>
<b>Fund 23 Total:</b>		<b>79,590.65</b>	<b>75,773.98</b>	<b>97,572.49</b>	<b>116,211.00</b>	<b>121,211.00</b>	<b>143,500.00</b>

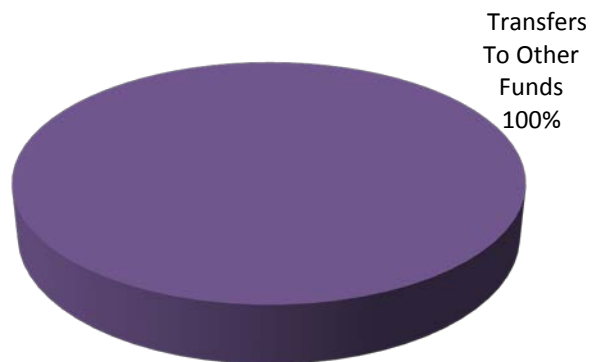
**Museum Fund-25  
Fiscal Year 2016**

	ACTUAL 2012	ACTUAL 2013	ACTUAL 2014	BUDGETED 2015	ESTIMATED 2015	BUDGETED 2016
Unencumbered Cash January 1	15,604	9,079	0	2,006	0	1,246
<b>Receipts:</b>						
Taxes	55,366	55,707	195,826	181,533	180,246	37,225
Licenses and Permits	-	-	-	-	-	-
Use of Money & Property	-	-	-	-	-	-
Intergovernmental	-	-	-	-	-	-
Services Revenue	-	-	-	-	-	-
Fines and Fees	-	-	-	-	-	-
Other Revenue Sources	51,093	41,150	-	-	-	-
Transfers In	-	-	-	-	-	-
<b>Total Receipts</b>	<b>106,459</b>	<b>96,857</b>	<b>195,826</b>	<b>181,533</b>	<b>180,246</b>	<b>37,225</b>
<b>Total Available</b>	<b>122,063</b>	<b>105,935</b>	<b>195,826</b>	<b>183,539</b>	<b>180,246</b>	<b>38,471</b>
<b>Expenditures:</b>						
Personnel Services	50,333	34,691	-	-	-	-
Contractual	7,056	6,650	-	-	-	-
Commodities	230	-	-	-	-	-
Transfers To Other Funds	55,365	64,595	195,826	179,000	179,000	37,225
Debt Service	-	-	-	-	-	-
Reserve	-	-	-	-	-	-
<b>Total Expenditures</b>	<b>112,984</b>	<b>105,936</b>	<b>195,826</b>	<b>179,000</b>	<b>179,000</b>	<b>37,225</b>
Receipts Over(Under) Expenditures	(6,525)	(9,079)	-	2,533	1,246	-
Unencumbered Cash December 31	9,079	0	0	4,539	1,246	1,246

**2016 Receipts**



**2016 Expenditures**



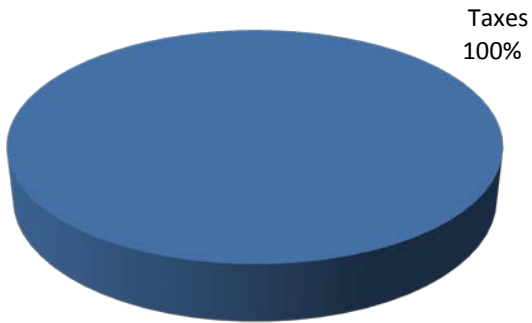
City of Arkansas City, Kansas

		2012 Actual	2013 Actual	2014 Actual	2015 Adopted Budget	2015 Working Budget	2016 Adopted Budget
<b>Fund: 25 - CHEROKEE STRIP MUSEUM</b>							
<b>Category: 500 - Personnel Services</b>							
<a href="#">25-775-5100</a>	Full Time Salary	40,250.40	28,943.57	0.00	0.00	0.00	0.00
<a href="#">25-775-5103</a>	SS/Medi Taxes	2,940.70	2,144.85	0.00	0.00	0.00	0.00
<a href="#">25-775-5106</a>	KPERS	3,276.44	2,243.13	0.00	0.00	0.00	0.00
<a href="#">25-775-5111</a>	Life Insurance	37.80	22.05	0.00	0.00	0.00	0.00
<a href="#">25-775-5112</a>	Medical/Dental Insurance	0.00	1,108.56	0.00	0.00	0.00	0.00
<a href="#">25-775-5113</a>	Unemployment Insurance	3,827.54	159.24	0.00	0.00	0.00	0.00
<a href="#">25-775-5114</a>	Workers Comp	0.00	69.35	0.00	0.00	0.00	0.00
<a href="#">25-775-5201</a>	Staffing Services	0.00	0.00	0.00	0.00	0.00	0.00
<a href="#">25-775-5203</a>	Travel/ Meals/ Lodging	0.00	0.00	0.00	0.00	0.00	0.00
<a href="#">25-775-5204</a>	Training/Seminars/Conferences	0.00	0.00	0.00	0.00	0.00	0.00
<a href="#">25-775-5205</a>	Dues/Memberships	0.00	0.00	0.00	0.00	0.00	0.00
<b>Category 500 Total:</b>		<b>50,332.88</b>	<b>34,690.75</b>	<b>0.00</b>	<b>0.00</b>	<b>0.00</b>	<b>0.00</b>
<b>Category: 600 - Contractual</b>							
<a href="#">25-775-6102</a>	Electricity	0.00	0.00	0.00	0.00	0.00	0.00
<a href="#">25-775-6103</a>	Natural Gas	0.00	0.00	0.00	0.00	0.00	0.00
<a href="#">25-775-6104</a>	Telephone	0.00	0.00	0.00	0.00	0.00	0.00
<a href="#">25-775-6105</a>	Other Utility Services	0.00	0.00	0.00	0.00	0.00	0.00
<a href="#">25-775-6214</a>	Other Professional Services	1,155.90	0.00	0.00	0.00	0.00	0.00
<a href="#">25-775-6215</a>	Other Insurances	0.00	0.00	0.00	0.00	0.00	0.00
<a href="#">25-775-6217</a>	Contributions	0.00	0.00	0.00	0.00	0.00	0.00
<a href="#">25-775-6218</a>	Claims/Losses	5,900.00	6,650.00	0.00	0.00	0.00	0.00
<a href="#">25-775-6301</a>	Advertising	0.00	0.00	0.00	0.00	0.00	0.00
<a href="#">25-775-6303</a>	License Fees	0.00	0.00	0.00	0.00	0.00	0.00
<a href="#">25-775-6304</a>	Printing	0.00	0.00	0.00	0.00	0.00	0.00
<a href="#">25-775-6305</a>	Service Charges	0.00	0.00	0.00	0.00	0.00	0.00
<b>Category 600 Total:</b>		<b>7,055.90</b>	<b>6,650.00</b>	<b>0.00</b>	<b>0.00</b>	<b>0.00</b>	<b>0.00</b>
<b>Category: 710 - Commodities</b>							
<a href="#">25-775-7100</a>	Office Supplies/Publications	0.00	0.00	0.00	0.00	0.00	0.00
<a href="#">25-775-7101</a>	Other Supplies/Tools	230.00	0.00	0.00	0.00	0.00	0.00
<a href="#">25-775-7103</a>	Food Supply	0.00	0.00	0.00	0.00	0.00	0.00
<a href="#">25-775-7107</a>	Materials for Resale	0.00	0.00	0.00	0.00	0.00	0.00
<a href="#">25-775-7110</a>	Postage/Shipping	0.00	0.00	0.00	0.00	0.00	0.00
<a href="#">25-775-7113</a>	Farm Supplies	0.00	0.00	0.00	0.00	0.00	0.00
<a href="#">25-775-7201</a>	Equipment Repair/Parts/Maintena...	0.00	0.00	0.00	0.00	0.00	0.00
<a href="#">25-775-7204</a>	Building Materials/Repairs	0.00	0.00	0.00	0.00	0.00	0.00
<a href="#">25-775-7302</a>	Sales Tax Expense	0.00	0.00	0.00	0.00	0.00	0.00
<b>Category 710 Total:</b>		<b>230.00</b>	<b>0.00</b>	<b>0.00</b>	<b>0.00</b>	<b>0.00</b>	<b>0.00</b>
<b>Category: 800 - Transfers</b>							
<a href="#">25-100-8000</a>	Transfer to Other Fund	0.00	0.00	0.00	0.00	0.00	37,225.00
<a href="#">25-100-8110</a>	Distribution to Other Agency	10,000.00	0.00	0.00	0.00	0.00	0.00
<a href="#">25-775-8110</a>	Distribution to Other Agency	45,365.33	64,595.00	195,826.03	179,000.00	179,000.00	0.00
<b>Category 800 Total:</b>		<b>55,365.33</b>	<b>64,595.00</b>	<b>195,826.03</b>	<b>179,000.00</b>	<b>179,000.00</b>	<b>37,225.00</b>
<b>Category: 900 - Debt Service</b>							
<a href="#">25-999-9999</a>	Profit Handler	0.00	0.00	0.00	0.00	0.00	0.00
<b>Category 900 Total:</b>		<b>0.00</b>	<b>0.00</b>	<b>0.00</b>	<b>0.00</b>	<b>0.00</b>	<b>0.00</b>
<b>Fund 25 Total:</b>		<b>112,984.11</b>	<b>105,935.75</b>	<b>195,826.03</b>	<b>179,000.00</b>	<b>179,000.00</b>	<b>37,225.00</b>

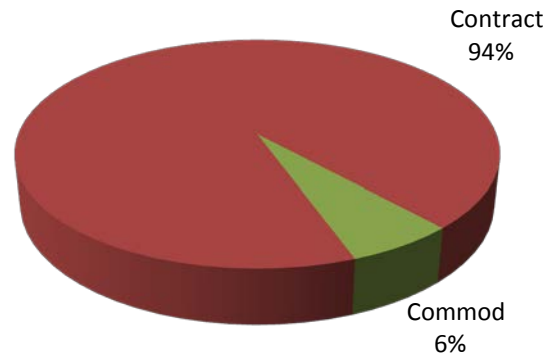
**Special Alcohol Fund- 26  
Fiscal Year 2016**

	ACTUAL 2012	ACTUAL 2013	ACTUAL 2014	BUDGETED 2015	ESTIMATED 2015	BUDGETED 2016
Unencumbered Cash January 1	34,721	45,439	57,667	57,668	57,375	57,972
<b>Receipts:</b>						
Taxes	11,718	12,229	10,210	16,597	16,597	10,655
Licenses and Permits	-	-	-	-	-	-
Use of Money & Property	-	-	-	-	-	-
Intergovernmental	-	-	-	-	-	-
Services Revenue	-	-	-	-	-	-
Fines and Fees	-	-	-	-	-	-
Other Revenue Sources	-	-	2,700	-	-	-
Transfers In	-	-	-	-	-	-
<b>Total Receipts</b>	<b>11,718</b>	<b>12,229</b>	<b>12,910</b>	<b>16,597</b>	<b>16,597</b>	<b>10,655</b>
<b>Total Available</b>	<b>46,439</b>	<b>57,667</b>	<b>70,578</b>	<b>74,265</b>	<b>73,972</b>	<b>68,627</b>
<b>Expenditures:</b>						
Personnel Services	-	-	-	-	-	-
Contractual	1,000	-	13,203	15,000	15,000	15,000
Commodities	-	-	-	1,000	1,000	1,000
Transfers To Other Funds	-	-	-	-	-	-
Debt Service	-	-	-	-	-	-
Reserve	-	-	-	-	-	-
<b>Total Expenditures</b>	<b>1,000</b>	<b>-</b>	<b>13,203</b>	<b>16,000</b>	<b>16,000</b>	<b>16,000</b>
Receipts Over(Under) Expenditures	10,718	12,229	(293)	597	597	(5,345)
Unencumbered Cash December 31	45,439	57,667	57,375	58,265	57,972	52,627

**2016 Receipts**



**2016 Expenditures**



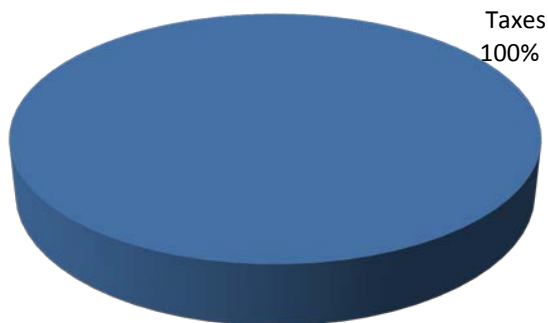
City of Arkansas City, Kansas

		2012 Actual	2013 Actual	2014 Actual	2015 Adopted Budget	2015 Working Budget	2016 Adopted Budget
<b>Fund: 26 - SPECIAL ALCOHOL FUND</b>							
<b>Category: 600 - Contractual</b>							
<a href="#">26-100-6217</a>	Contributions	1,000.00	0.00	1,000.00	15,000.00	15,000.00	15,000.00
<b>Category 600 Total:</b>		<b>1,000.00</b>	<b>0.00</b>	<b>1,000.00</b>	<b>15,000.00</b>	<b>15,000.00</b>	<b>15,000.00</b>
<b>Category: 710 - Commodities</b>							
<a href="#">26-100-7101</a>	Other Supplies/Tools	0.00	0.00	12,202.93	1,000.00	1,000.00	1,000.00
<b>Category 710 Total:</b>		<b>0.00</b>	<b>0.00</b>	<b>12,202.93</b>	<b>1,000.00</b>	<b>1,000.00</b>	<b>1,000.00</b>
<b>Category: 900 - Debt Service</b>							
<a href="#">26-999-9999</a>	Profit Handler	0.00	0.00	0.00	0.00	0.00	0.00
<b>Category 900 Total:</b>		<b>0.00</b>	<b>0.00</b>	<b>0.00</b>	<b>0.00</b>	<b>0.00</b>	<b>0.00</b>
<b>Fund 26 Total:</b>		<b>1,000.00</b>	<b>0.00</b>	<b>13,202.93</b>	<b>16,000.00</b>	<b>16,000.00</b>	<b>16,000.00</b>

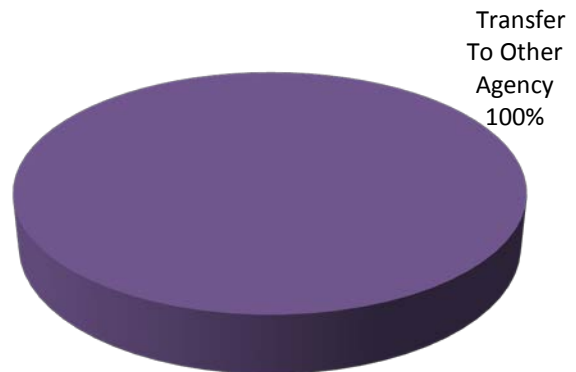
**Public Library Fund-27  
Fiscal Year 2016**

	ACTUAL 2012	ACTUAL 2013	ACTUAL 2014	BUDGETED 2015	ESTIMATED 2015	BUDGETED 2016
Unencumbered Cash January 1	-	-	-	-	982	2,436
<b>Receipts:</b>						
Taxes	301,869	338,100	335,108	356,772	349,354	355,564
Licenses and Permits	-	-	-	-	-	-
Use of Money & Property	-	-	-	-	-	-
Intergovernmental	-	-	-	-	-	-
Services Revenue	-	-	-	-	-	-
Fines and Fees	-	-	-	-	-	-
Other Revenue Sources	-	-	-	-	-	-
Transfers In	-	-	-	-	-	-
<b>Total Receipts</b>	<b>301,869</b>	<b>338,100</b>	<b>335,108</b>	<b>356,772</b>	<b>349,354</b>	<b>355,564</b>
<b>Total Available</b>	<b>301,869</b>	<b>338,100</b>	<b>335,108</b>	<b>356,772</b>	<b>350,336</b>	<b>358,000</b>
<b>Expenditures:</b>						
Personnel Services	-	-	-	-	-	-
Contractual	-	-	-	-	-	-
Commodities	-	-	-	-	-	-
Transfer To Other Agency	301,869	338,100	334,126	347,900	347,900	358,000
Debt Service	-	-	-	-	-	-
Reserve	-	-	-	-	-	-
<b>Total Expenditures</b>	<b>301,869</b>	<b>338,100</b>	<b>334,126</b>	<b>347,900</b>	<b>347,900</b>	<b>358,000</b>
Receipts Over(Under) Expenditures	-	-	982	8,872	1,454	-
Unencumbered Cash December 31	-	-	982	8,872	2,436	0

**2016 Receipts**



**2016 Expenditures**



City of Arkansas City, Kansas

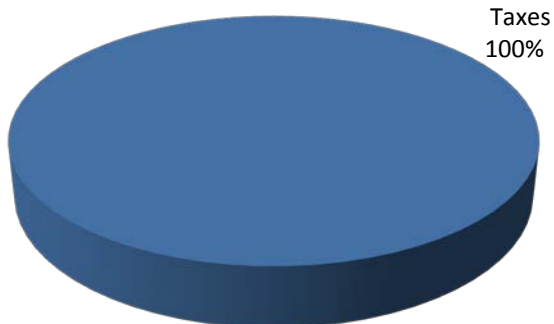
		2012 Actual	2013 Actual	2014 Actual	2015 Adopted Budget	2015 Working Budget	2016 Adopted Budget
<b>Fund: 27 - PUBLIC LIBRARY FUND</b>							
<b>Category: 800 - Transfers</b>							
<a href="#">27-100-8110</a>	Distribution to Other Agency	301,868.76	338,099.88	334,126.00	347,900.00	347,900.00	358,000.00
<b>Category 800 Total:</b>		<b>301,868.76</b>	<b>338,099.88</b>	<b>334,126.00</b>	<b>347,900.00</b>	<b>347,900.00</b>	<b>358,000.00</b>
<b>Category: 900 - Debt Service</b>							
<a href="#">27-999-9999</a>	Profit Handler	0.00	0.00	0.00	0.00	0.00	0.00
<b>Category 900 Total:</b>		<b>0.00</b>	<b>0.00</b>	<b>0.00</b>	<b>0.00</b>	<b>0.00</b>	<b>0.00</b>
<b>Fund 27 Total:</b>		<b>301,868.76</b>	<b>338,099.88</b>	<b>334,126.00</b>	<b>347,900.00</b>	<b>347,900.00</b>	<b>358,000.00</b>



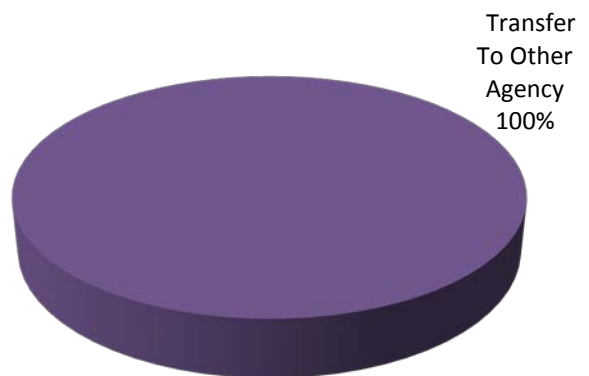
**Hospital Improvement Fund-42  
Fiscal Year 2016**

	ACTUAL 2012	ACTUAL 2013	ACTUAL 2014	BUDGETED 2015	ESTIMATED 2015	BUDGETED 2016
Unencumbered Cash January 1	617,271	641,202	430,288	888	466,968	267,194
<b>Receipts:</b>						
Taxes	773,371	789,974	870,684	800,000	800,000	800,000
Licenses and Permits	-	-	-	-	-	-
Use of Money & Property	560	336	188	226	226	-
Intergovernmental	-	-	-	-	-	-
Services Revenue	-	-	-	-	-	-
Fines and Fees	-	-	-	-	-	-
Other Revenue Sources	3,200	-	-	-	-	-
Transfers In	-	-	-	-	-	-
<b>Total Receipts</b>	<b>777,131</b>	<b>790,310</b>	<b>870,872</b>	<b>800,226</b>	<b>800,226</b>	<b>800,000</b>
<b>Total Available</b>	<b>1,394,402</b>	<b>1,431,512</b>	<b>1,301,160</b>	<b>801,114</b>	<b>1,267,194</b>	<b>1,067,194</b>
<b>Expenditures:</b>						
Personnel Services	-	-	-	-	-	-
Contractual	3,200	-	-	-	-	-
Commodities	-	-	-	-	-	-
Transfer To Other Agency	750,000	1,001,224	834,192	800,000	1,000,000	1,000,000
Debt Service	-	-	-	-	-	-
Reserve	-	-	-	-	-	-
<b>Total Expenditures</b>	<b>753,200</b>	<b>1,001,224</b>	<b>834,192</b>	<b>800,000</b>	<b>1,000,000</b>	<b>1,000,000</b>
Receipts Over(Under) Expenditures	23,931	(210,914)	36,680	226	(199,774)	(200,000)
Unencumbered Cash December 31	641,202	430,288	466,968	1,114	267,194	67,194

**2016 Receipts**



**2016 Expenditures**



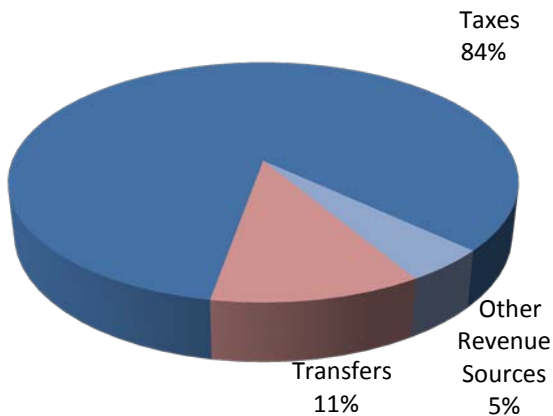
City of Arkansas City, Kansas

		2012 Actual	2013 Actual	2014 Actual	2015 Adopted Budget	2015 Working Budget	2016 Adopted Budget
<b>Fund: 42 - HOSPITAL IMPROVEMENT FUND</b>							
<b>Category: 600 - Contractual</b>							
<a href="#">42-100-6214</a>	Other Professional Services	0.00	0.00	0.00	0.00	0.00	0.00
<a href="#">42-100-6217</a>	Contributions	3,200.00	0.00	0.00	0.00	0.00	0.00
<b>Category 600 Total:</b>		<b>3,200.00</b>	<b>0.00</b>	<b>0.00</b>	<b>0.00</b>	<b>0.00</b>	<b>0.00</b>
<b>Category: 710 - Commodities</b>							
<a href="#">42-100-7204</a>	Building Materials/Repairs	0.00	0.00	0.00	0.00	0.00	0.00
<b>Category 710 Total:</b>		<b>0.00</b>	<b>0.00</b>	<b>0.00</b>	<b>0.00</b>	<b>0.00</b>	<b>0.00</b>
<b>Category: 800 - Transfers</b>							
<a href="#">42-100-8000</a>	Transfer to Other Fund	0.00	0.00	0.00	0.00	0.00	0.00
<a href="#">42-100-8110</a>	Distribution to Other Agency	750,000.00	1,001,224.00	834,191.98	800,000.00	1,000,000.00	1,000,000.00
<a href="#">42-998-8110</a>	Distribution to Other Agency	0.00	0.00	0.00	0.00	0.00	0.00
<b>Category 800 Total:</b>		<b>750,000.00</b>	<b>1,001,224.00</b>	<b>834,191.98</b>	<b>800,000.00</b>	<b>1,000,000.00</b>	<b>1,000,000.00</b>
<b>Category: 900 - Debt Service</b>							
<a href="#">42-100-9100</a>	Principal Payment	0.00	0.00	0.00	0.00	0.00	0.00
<a href="#">42-100-9101</a>	Interest Payment	0.00	0.00	0.00	0.00	0.00	0.00
<a href="#">42-998-9102</a>	Bond/Note Fees	0.00	0.00	0.00	0.00	0.00	0.00
<a href="#">42-999-9999</a>	Profit Handler	0.00	0.00	0.00	0.00	0.00	0.00
<b>Category 900 Total:</b>		<b>0.00</b>	<b>0.00</b>	<b>0.00</b>	<b>0.00</b>	<b>0.00</b>	<b>0.00</b>
<b>Fund 42 Total:</b>		<b>753,200.00</b>	<b>1,001,224.00</b>	<b>834,191.98</b>	<b>800,000.00</b>	<b>1,000,000.00</b>	<b>1,000,000.00</b>

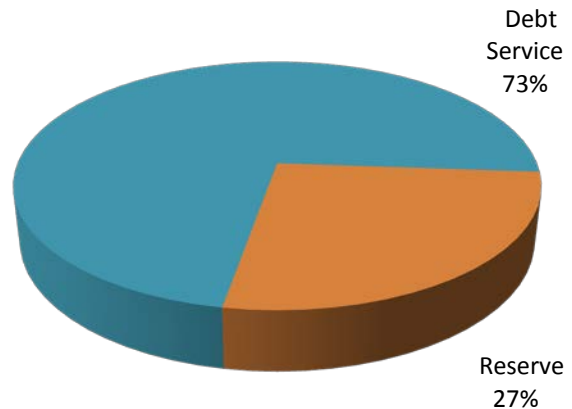
**Bond & Interest Fund-43  
Fiscal Year 2016**

	ACTUAL 2012	ACTUAL 2013	ACTUAL 2014	BUDGETED 2015	ESTIMATED 2015	BUDGETED 2016
Unencumbered Cash January 1	598,522	494,569	270,048	326,299	356,960	177,030
<b>Receipts:</b>						
Taxes	804,134	1,258,578	1,102,948	1,133,141	956,120	1,113,070
Licenses and Permits	-	-	-	-	-	-
Use of Money & Property	-	-	-	-	-	-
Intergovernmental	-	-	-	-	-	-
Services Revenue	-	-	-	-	-	-
Fines and Fees	-	-	-	-	-	-
Other Revenue Sources	148,228	146,912	69,281	60,000	60,000	60,000
Transfers In	300,000	165,977	250,000	150,000	150,000	150,000
<b>Total Receipts</b>	<b>1,252,362</b>	<b>1,571,467</b>	<b>1,422,229</b>	<b>1,343,141</b>	<b>1,166,120</b>	<b>1,323,070</b>
<b>Total Available</b>	<b>1,850,884</b>	<b>2,066,036</b>	<b>1,692,278</b>	<b>1,669,440</b>	<b>1,523,080</b>	<b>1,500,100</b>
<b>Expenditures:</b>						
Personnel Services	-	-	-	-	-	-
Contractual	-	-	-	-	-	-
Commodities	-	-	-	-	-	-
Transfers To Other Funds	-	-	-	-	-	-
Debt Service	1,356,315	1,795,987	1,335,318	1,346,050	1,346,050	1,100,100
Reserve	-	-	-	300,000	-	400,000
<b>Total Expenditures</b>	<b>1,356,315</b>	<b>1,795,987</b>	<b>1,335,318</b>	<b>1,646,050</b>	<b>1,346,050</b>	<b>1,500,100</b>
Receipts Over(Under) Expenditures	(103,953)	(224,520)	86,912	(302,909)	(179,930)	(177,030)
Unencumbered Cash December 31	494,569	270,048	356,960	23,390	177,030	-

**2016 Receipts**



**2016 Expenditures**



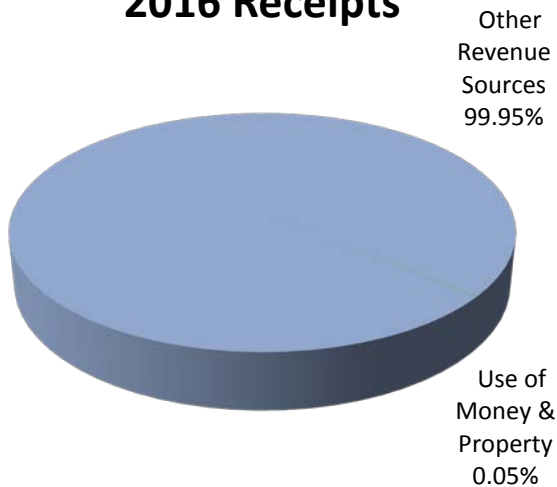
City of Arkansas City, Kansas

		2012 Actual	2013 Actual	2014 Actual	2015 Adopted Budget	2015 Working Budget	2016 Adopted Budget
<b>Fund: 43 - BOND &amp; INTEREST FUND</b>							
<b>Category: 900 - Debt Service</b>							
<a href="#">43-100-9100</a>	Principal Payment	0.00	0.00	0.00	0.00	0.00	0.00
<a href="#">43-100-9101</a>	Interest Payment	0.00	0.00	0.00	0.00	0.00	0.00
<a href="#">43-100-9103</a>	Agency Fees	0.00	0.00	0.00	0.00	0.00	0.00
<a href="#">43-100-9105</a>	Loan Principal	0.00	0.00	0.00	0.00	0.00	0.00
<a href="#">43-100-9106</a>	Loan Interest	0.00	0.00	0.00	0.00	0.00	0.00
<a href="#">43-100-9200</a>	Emergency Reserve	0.00	0.00	0.00	300,000.00	0.00	400,000.00
<a href="#">43-880-9100</a>	Principal Payment	1,195,389.09	1,575,000.00	1,125,000.00	1,165,000.00	1,165,000.00	950,000.00
<a href="#">43-880-9101</a>	Interest Payment	160,923.61	220,987.49	210,317.50	180,950.00	180,950.00	150,000.00
<a href="#">43-880-9103</a>	Agency Fees	2.50	0.00	0.00	100.00	100.00	100.00
<a href="#">43-998-9101</a>	Interest Payment	0.00	0.00	0.00	0.00	0.00	0.00
<a href="#">43-998-9200</a>	Emergency Warrants	0.00	0.00	0.00	0.00	0.00	0.00
<a href="#">43-999-9999</a>	Profit Handler	0.00	0.00	0.00	0.00	0.00	0.00
<b>Category 900 Total:</b>		<b>1,356,315.20</b>	<b>1,795,987.49</b>	<b>1,335,317.50</b>	<b>1,646,050.00</b>	<b>1,346,050.00</b>	<b>1,500,100.00</b>
<b>Fund 43 Total:</b>		<b>1,356,315.20</b>	<b>1,795,987.49</b>	<b>1,335,317.50</b>	<b>1,646,050.00</b>	<b>1,346,050.00</b>	<b>1,500,100.00</b>

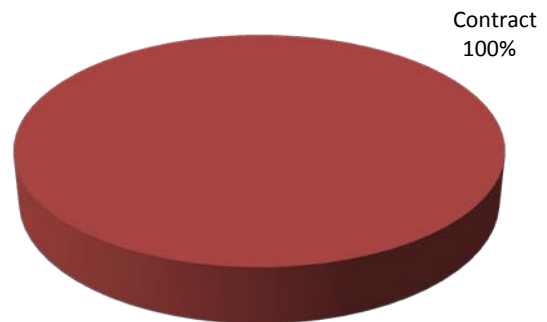
**Street Improvement Fund-58  
Fiscal Year 2016**

	ACTUAL 2012	ACTUAL 2013	ACTUAL 2014	BUDGETED 2015	ESTIMATED 2015	BUDGETED 2016
Unencumbered Cash January 1	840,519	783,707	1,574,562	1,249,762	1,813,571	1,014,787
<b>Receipts:</b>						
Taxes	773,371	789,974	359,574	-	-	-
Licenses and Permits	-	-	-	-	-	-
Use of Money & Property	903	881	1,096	1,216	1,216	1,223
Intergovernmental	-	-	-	-	-	-
Services Revenue	-	-	-	-	-	-
Fines and Fees	-	-	-	-	-	-
Other Revenue Sources	1,500	-	-	-	-	2,600,000
Transfers In	-	-	-	-	-	-
<b>Total Receipts</b>	<b>775,774</b>	<b>790,855</b>	<b>360,670</b>	<b>1,216</b>	<b>1,216</b>	<b>2,601,223</b>
<b>Total Available</b>	<b>1,616,293</b>	<b>1,574,562</b>	<b>1,935,232</b>	<b>1,250,978</b>	<b>1,814,787</b>	<b>3,616,010</b>
<b>Expenditures:</b>						
Personnel Services	-	-	-	-	-	-
Contractual	47,561	-	121,661	1,200,000	800,000	3,616,010
Commodities	23,710	-	-	-	-	-
Transfers To Other Funds	761,314	-	-	-	-	-
Debt Service	-	-	-	-	-	-
Reserve	-	-	-	-	-	-
<b>Total Expenditures</b>	<b>832,586</b>	<b>-</b>	<b>121,661</b>	<b>1,200,000</b>	<b>800,000</b>	<b>3,616,010</b>
Receipts Over(Under) Expenditures	(56,812)	790,855	239,009	(1,198,784)	(798,784)	(1,014,787)
Unencumbered Cash December 31	783,707	1,574,562	1,813,571	50,978	1,014,787	-

**2016 Receipts**



**2016 Expenditures**



City of Arkansas City, Kansas

		2012 Actual	2013 Actual	2014 Actual	2015 Adopted Budget	2015 Working Budget	2016 Adopted Budget
<b>Fund: 58 - STREET IMPROVEMENT FUND</b>							
<b>Category: 600 - Contractual</b>							
<a href="#">58-542-6212</a>	Payments to Contractors	47,561.37	0.00	120,949.17	1,200,000.00	800,000.00	3,616,010.00
<a href="#">58-542-6214</a>	Other Professional Services	0.00	0.00	711.86	0.00	0.00	0.00
<a href="#">58-998-6306</a>	Other Rentals	0.00	0.00	0.00	0.00	0.00	0.00
<b>Category 600 Total:</b>		<b>47,561.37</b>	<b>0.00</b>	<b>121,661.03</b>	<b>1,200,000.00</b>	<b>800,000.00</b>	<b>3,616,010.00</b>
<b>Category: 710 - Commodities</b>							
<a href="#">58-542-7101</a>	Other Supplies/Tools	1,822.59	0.00	0.00	0.00	0.00	0.00
<a href="#">58-542-7205</a>	Street/Sidewalk Materials	21,887.56	0.00	0.00	0.00	0.00	0.00
<b>Category 710 Total:</b>		<b>23,710.15</b>	<b>0.00</b>	<b>0.00</b>	<b>0.00</b>	<b>0.00</b>	<b>0.00</b>
<b>Category: 740 - Capital Outlay</b>							
<a href="#">58-542-7401</a>	Land/Easements/ROW	0.00	0.00	0.00	0.00	0.00	0.00
<b>Category 740 Total:</b>		<b>0.00</b>	<b>0.00</b>	<b>0.00</b>	<b>0.00</b>	<b>0.00</b>	<b>0.00</b>
<b>Category: 800 - Transfers</b>							
<a href="#">58-542-8000</a>	Transfer to Other Fund	761,314.23	0.00	0.00	0.00	0.00	0.00
<b>Category 800 Total:</b>		<b>761,314.23</b>	<b>0.00</b>	<b>0.00</b>	<b>0.00</b>	<b>0.00</b>	<b>0.00</b>
<b>Category: 900 - Debt Service</b>							
<a href="#">58-998-9100</a>	Principal Payment	0.00	0.00	0.00	0.00	0.00	0.00
<a href="#">58-998-9101</a>	Interest Payment	0.00	0.00	0.00	0.00	0.00	0.00
<a href="#">58-999-9999</a>	Profit Handler	0.00	0.00	0.00	0.00	0.00	0.00
<b>Category 900 Total:</b>		<b>0.00</b>	<b>0.00</b>	<b>0.00</b>	<b>0.00</b>	<b>0.00</b>	<b>0.00</b>
<b>Fund 58 Total:</b>		<b>832,585.75</b>	<b>0.00</b>	<b>121,661.03</b>	<b>1,200,000.00</b>	<b>800,000.00</b>	<b>3,616,010.00</b>
<b>Report Total:</b>		<b>18,350,035.58</b>	<b>17,822,297.82</b>	<b>18,919,468.03</b>	<b>25,370,188.00</b>	<b>21,725,132.00</b>	<b>26,188,933.00</b>

# DEPARTMENT / DIVISION EXPENDITURES

---



-THIS PAGE INTENTIONALLY LEFT BLANK -



# CITY MANAGER DEPARTMENT

## Mission Statement

*The City of Arkansas City strives to provide a high quality of life for its citizens by furnishing a variety of efficient services in a professional, courteous manner.*

*Arkansas City is a diverse community with a Commission/City Manager form of government providing services including police and fire protection, water and sanitation, preservation of built and natural environment to more*

## Description

The City Manager budget represents the expenses for executive management staff who are responsible for the performance and productivity of all City departments. This division includes the City Commission, the City Manager's office (the City Manager is the Chief Executive Officer of the City), a part-time City Attorney, the Human Resources Manager, a Public Information Officer/Special Projects Coordinator, the City Clerk and an Administrative Assistant for Human Resources.

Personnel (FTE)	
2012	4
2013	3
2014	4
2015	5.5
2016	5.5

## Source of Funds

This Department is financed from the General Fund and supported by revenues from property taxes, user fees, motor vehicle taxes, franchise fees, liquor taxes, municipal court fines, and fees and enterprise fund transfers.

% of General Fund Expenses	
Dept. Expenditures	Total Expenditures
\$ 1,322,240.00	\$ 9,460,748.00
14%	

## Performance Measures

Sustain Plan Goals:



Provide a high quality of life for our citizens. Provide support for departments and city services that directly align with Arkansas City's strategic goals.

Workload Indicators				
	2012	2013	2014	2015
Number of City Employees	141	127	122	121
Number of City Residents per City Employee	87	97	101	101
Number of Recruitments	27	31	29	25
Number of Applications Received	2,319	1,818	933	866
Number of Employees on City Health Plan	116	105	104	105
Number of City Boards and Committees	15	16	15	16
Number of City Board/Committee Members	90	100	82	98

2016 Major Goals/Projects

- 1) **Core Functions:** Direct focused improvements in Police, Fire-EMS and Public Works departments.
- 2) **Infrastructure:** Finish Skyline Road/61st Road reconstruction project; complete clearwell construction; finish AMI water meter replacement project; rehabilitate North Summit Street; implement Wilson Park master plan; start construction on new Water Treatment Facility and waste-line disposal system.
- 3) **Personnel:** Implement 2-percent cost-of-living adjustment; review job descriptions and employee benefit package.
- 4) **Financial Stability:** Monitor services provided to maintain mill levy and provide financial stability.

City Manager Department  
6 positions  
5.5 FTE



City of Arkansas City, Kansas

		2012	2013	2014	2015	2015	2016
		Actual	Actual	Actual	Adopted	Working	Adopted
Fund: 01 - GENERAL FUND					Budget	Budget	Budget
Category: 500 - Personnel Services							
<a href="#">01-100-5203</a>	Travel/ Meals/ Lodging	217.34	0.00	0.00	0.00	0.00	0.00
<a href="#">01-100-5206</a>	Employee Appreciation	125.00	0.00	0.00	0.00	0.00	0.00
<a href="#">01-201-5100</a>	Full Time Salary	0.00	0.00	0.00	0.00	0.00	0.00
<a href="#">01-201-5103</a>	SS/Medi Taxes	0.00	0.00	0.00	0.00	0.00	0.00
<a href="#">01-201-5113</a>	Unemployment Insurance	0.00	0.00	0.00	0.00	0.00	0.00
<a href="#">01-201-5114</a>	Workers Comp	0.00	0.00	0.00	0.00	0.00	0.00
<a href="#">01-201-5203</a>	Travel/ Meals/ Lodging	102.98	2,413.47	604.46	5,000.00	5,000.00	4,000.00
<a href="#">01-201-5204</a>	Training/Seminars/Conferences	0.00	900.00	720.00	2,500.00	2,500.00	1,500.00
<a href="#">01-201-5205</a>	Dues/Memberships	2,594.00	5,160.91	3,997.23	5,500.00	5,500.00	5,000.00
<a href="#">01-201-5206</a>	Employee Appreciation	0.00	14,105.22	11,613.30	15,000.00	15,000.00	14,000.00
<a href="#">01-203-5100</a>	Full Time Salary	46,738.79	244,433.78	249,183.87	295,287.00	295,287.00	298,902.00
<a href="#">01-203-5101</a>	Part Time Salary	0.00	0.00	0.00	0.00	0.00	0.00
<a href="#">01-203-5102</a>	Overtime Salary	297.75	275.45	186.82	1,000.00	1,000.00	2,500.00
<a href="#">01-203-5103</a>	SS/Medi Taxes	3,470.28	17,875.00	18,219.67	22,590.00	22,590.00	22,943.00
<a href="#">01-203-5105</a>	Retirement	427.40	0.00	0.00	0.00	0.00	0.00
<a href="#">01-203-5106</a>	KPERS	3,830.32	21,246.93	23,946.01	30,504.00	30,504.00	30,530.00
<a href="#">01-203-5111</a>	Life Insurance	29.50	144.73	141.75	171.00	171.00	171.00
<a href="#">01-203-5112</a>	Medical/Dental Insurance	5,716.12	33,445.47	31,647.17	37,937.00	37,937.00	34,475.00
<a href="#">01-203-5113</a>	Unemployment Insurance	260.19	1,345.89	218.85	1,625.00	1,625.00	1,650.00
<a href="#">01-203-5114</a>	Workers Comp	79.74	866.95	6,381.78	644.00	644.00	664.00
<a href="#">01-203-5201</a>	Staffing Services	0.00	0.00	392.00	0.00	0.00	0.00
<a href="#">01-203-5202</a>	Employment Services	26.60	301.37	333.10	0.00	0.00	0.00
<a href="#">01-203-5203</a>	Travel/ Meals/ Lodging	3,998.34	3,782.56	4,854.77	5,000.00	5,000.00	5,000.00
<a href="#">01-203-5204</a>	Training/Seminars/Conferences	1,555.35	3,455.20	5,884.58	7,000.00	7,000.00	5,000.00
<a href="#">01-203-5205</a>	Dues/Memberships	240.00	1,267.60	1,715.60	2,500.00	2,500.00	2,000.00
<a href="#">01-203-5206</a>	Employee Appreciation	319.45	0.00	1,404.88	0.00	0.00	0.00
<a href="#">01-203-5207</a>	Moving Expenses	0.00	0.00	363.79	0.00	0.00	0.00
<a href="#">01-204-5100</a>	Full Time Salary	67,329.23	79,557.35	28,586.88	26,107.00	26,107.00	26,651.00
<a href="#">01-204-5101</a>	Part Time Salary	0.00	0.00	0.00	0.00	0.00	0.00
<a href="#">01-204-5102</a>	Overtime Salary	817.31	520.89	528.97	0.00	0.00	3,000.00
<a href="#">01-204-5103</a>	SS/Medi Taxes	5,055.56	5,856.89	2,085.01	1,921.00	1,921.00	1,961.00
<a href="#">01-204-5105</a>	Retirement	0.00	0.00	0.00	0.00	0.00	0.00
<a href="#">01-204-5106</a>	KPERS	5,546.66	6,915.49	2,833.75	2,594.00	2,594.00	2,609.00
<a href="#">01-204-5111</a>	Life Insurance	66.22	69.93	29.37	19.00	19.00	19.00
<a href="#">01-204-5112</a>	Medical/Dental Insurance	9,103.48	12,867.98	4,400.66	0.00	0.00	4,436.00
<a href="#">01-204-5113</a>	Unemployment Insurance	375.40	440.44	160.29	139.00	139.00	141.00
<a href="#">01-204-5114</a>	Workers Comp	59.45	138.71	92.30	61.00	61.00	90.00
<a href="#">01-204-5201</a>	Staffing Services	0.00	0.00	0.00	0.00	0.00	0.00
<a href="#">01-204-5203</a>	Travel/ Meals/ Lodging	408.31	317.07	297.76	400.00	400.00	400.00
<a href="#">01-204-5204</a>	Training/Seminars/Conferences	50.00	115.00	75.00	150.00	150.00	150.00
<a href="#">01-204-5205</a>	Dues/Memberships	125.00	75.00	125.00	100.00	100.00	200.00
<a href="#">01-205-5100</a>	Full Time Salary	15,584.78	63,283.02	67,886.28	69,000.00	69,000.00	84,237.00
<a href="#">01-205-5103</a>	SS/Medi Taxes	1,193.29	4,845.76	5,198.37	5,500.00	5,500.00	6,445.00
<a href="#">01-205-5105</a>	Retirement	0.00	0.00	0.00	0.00	0.00	0.00
<a href="#">01-205-5106</a>	KPERS	1,267.35	5,489.47	6,247.07	7,500.00	7,500.00	0.00

City of Arkansas City, Kansas

		2012 Actual	2013 Actual	2014 Actual	2015 Adopted Budget	2015 Working Budget	2016 Adopted Budget
<a href="#">01-205-5111</a>	Life Insurance	0.00	0.00	0.00	0.00	0.00	0.00
<a href="#">01-205-5112</a>	Medical/Dental Insurance	0.00	0.00	0.00	0.00	0.00	0.00
<a href="#">01-205-5113</a>	Unemployment Insurance	83.89	348.10	373.37	400.00	400.00	464.00
<a href="#">01-205-5114</a>	Workers Comp	50.00	173.39	178.67	188.00	188.00	250.00
<a href="#">01-205-5203</a>	Travel/ Meals/ Lodging	156.07	257.29	260.69	500.00	500.00	500.00
<a href="#">01-205-5204</a>	Training/Seminars/Conferences	65.00	0.00	130.00	500.00	500.00	500.00
<a href="#">01-205-5205</a>	Dues/Memberships	630.00	765.00	920.00	800.00	800.00	800.00
<b>Category 500 Total:</b>		<b>177,996.15</b>	<b>533,057.31</b>	<b>482,219.07</b>	<b>548,137.00</b>	<b>548,137.00</b>	<b>561,188.00</b>
<b>Category: 600 - Contractual</b>							
<a href="#">01-100-6102</a>	Electricity	0.00	15,670.26	18,066.95	16,000.00	16,000.00	16,000.00
<a href="#">01-100-6103</a>	Natural Gas	0.00	2,116.11	1,839.58	2,200.00	2,200.00	2,200.00
<a href="#">01-100-6104</a>	Telephone	750.07	0.00	0.00	0.00	0.00	0.00
<a href="#">01-100-6212</a>	Payments to Contractors	12,023.15	5,380.42	3,688.32	0.00	0.00	0.00
<a href="#">01-100-6214</a>	Other Professional Services	0.00	5,591.25	174,311.13	0.00	0.00	0.00
<a href="#">01-100-6215</a>	Other Insurances	0.00	44,687.92	46,567.75	48,000.00	48,000.00	48,000.00
<a href="#">01-100-6217</a>	Contributions	23,954.02	4,316.69	5,500.00	0.00	0.00	0.00
<a href="#">01-100-6218</a>	Claims/Losses	0.00	0.00	26,140.00	0.00	0.00	0.00
<a href="#">01-100-6306</a>	Other Rentals	1,466.64	0.00	0.00	0.00	0.00	0.00
<a href="#">01-201-6210</a>	Legal Services	0.00	0.00	0.00	0.00	0.00	0.00
<a href="#">01-201-6214</a>	Other Professional Services	56.05	10,854.48	6,152.57	0.00	0.00	0.00
<a href="#">01-201-6216</a>	Fidelity Bonds	0.00	105.00	105.00	0.00	0.00	0.00
<a href="#">01-201-6217</a>	Contributions	600.00	87,927.63	134,280.00	120,000.00	120,000.00	276,560.00
<a href="#">01-201-6218</a>	Claims/Losses	0.00	0.00	0.00	0.00	0.00	0.00
<a href="#">01-201-6301</a>	Advertising	7,550.59	4,176.38	4,368.57	5,000.00	5,000.00	5,000.00
<a href="#">01-201-6302</a>	Equip Rental/Maintenance Contract	0.00	0.00	0.00	0.00	0.00	0.00
<a href="#">01-203-6104</a>	Telephone	981.47	1,408.22	1,448.83	1,500.00	1,500.00	1,500.00
<a href="#">01-203-6105</a>	Other Utility Services	0.00	0.00	0.00	0.00	0.00	0.00
<a href="#">01-203-6214</a>	Other Professional Services	371.48	985.00	8,484.50	1,000.00	1,000.00	1,000.00
<a href="#">01-203-6216</a>	Fidelity Bonds	0.00	0.00	0.00	0.00	0.00	0.00
<a href="#">01-203-6301</a>	Advertising	720.14	1,507.04	2,137.22	1,000.00	1,000.00	1,000.00
<a href="#">01-203-6303</a>	License Fees	0.00	0.00	0.00	0.00	0.00	0.00
<a href="#">01-204-6104</a>	Telephone	0.00	436.12	482.94	330.00	330.00	330.00
<a href="#">01-204-6210</a>	Legal Services	786.76	0.00	0.00	0.00	0.00	0.00
<a href="#">01-204-6212</a>	Payments to Contractors	0.00	0.00	0.00	0.00	0.00	0.00
<a href="#">01-204-6213</a>	Translation Services	3,236.25	3,660.00	3,980.50	3,500.00	3,500.00	4,000.00
<a href="#">01-204-6214</a>	Other Professional Services	733.75	96.25	21.38	0.00	0.00	0.00
<a href="#">01-204-6216</a>	Fidelity Bonds	0.00	0.00	0.00	0.00	0.00	0.00
<a href="#">01-204-6301</a>	Advertising	634.80	250.00	0.00	0.00	0.00	0.00
<a href="#">01-204-6305</a>	Service Charges	1,800.21	0.00	367.12	1,320.00	1,320.00	1,000.00
<a href="#">01-204-6401</a>	Appointed Attorney Fees	1,193.28	240.00	760.00	1,000.00	1,000.00	1,000.00
<a href="#">01-204-6403</a>	Judge Fees	53,080.00	56,156.00	55,740.00	58,000.00	58,000.00	58,000.00
<a href="#">01-204-6404</a>	Court Bond Refund	0.00	0.00	0.00	0.00	0.00	0.00
<a href="#">01-205-6104</a>	Telephone	0.00	0.00	0.00	0.00	0.00	0.00
<a href="#">01-205-6210</a>	Legal Services	67,415.91	71,103.29	41,563.20	50,000.00	25,000.00	25,000.00
<a href="#">01-205-6214</a>	Other Professional Services	277.05	0.00	12.00	0.00	0.00	0.00
<b>Category 600 Total:</b>		<b>177,631.62</b>	<b>316,668.06</b>	<b>536,017.56</b>	<b>308,850.00</b>	<b>283,850.00</b>	<b>440,590.00</b>

City of Arkansas City, Kansas

		2012 Actual	2013 Actual	2014 Actual	2015 Adopted Budget	2015 Working Budget	2016 Adopted Budget
<b>Category: 710 - Commodities</b>							
<a href="#">01-100-7103</a>	Food Supply	0.00	0.00	0.00	0.00	0.00	0.00
<a href="#">01-100-7301</a>	Refunds	1,575.00	1,925.00	2,545.00	1,000.00	1,000.00	1,000.00
<a href="#">01-100-7303</a>	Other Taxes/Fees	946.74	3,611.66	3,046.80	500.00	500.00	500.00
<a href="#">01-201-7100</a>	Office Supplies/Publications	304.61	3,700.36	213.81	2,000.00	2,000.00	2,000.00
<a href="#">01-201-7101</a>	Other Supplies/Tools	622.22	77.94	228.27	200.00	200.00	200.00
<a href="#">01-201-7102</a>	Clothing/Uniforms	0.00	0.00	0.00	0.00	0.00	0.00
<a href="#">01-201-7103</a>	Food Supply	2,714.52	3,677.79	2,529.05	4,000.00	4,000.00	3,000.00
<a href="#">01-201-7303</a>	Other Taxes/Fees	0.00	92.00	0.00	0.00	0.00	0.00
<a href="#">01-203-7100</a>	Office Supplies/Publications	2,362.61	1,591.90	2,103.46	2,000.00	2,000.00	2,000.00
<a href="#">01-203-7101</a>	Other Supplies/Tools	85.04	1,419.55	301.37	1,000.00	1,000.00	1,000.00
<a href="#">01-203-7102</a>	Clothing/Uniforms	468.90	65.96	118.46	300.00	300.00	300.00
<a href="#">01-203-7103</a>	Food Supply	507.28	78.27	0.00	0.00	0.00	0.00
<a href="#">01-203-7110</a>	Postage/Shipping	136.33	3.58	0.00	200.00	200.00	200.00
<a href="#">01-203-7204</a>	Building Materials/Repairs	0.00	0.00	0.00	0.00	0.00	0.00
<a href="#">01-204-7100</a>	Office Supplies/Publications	3,469.65	2,517.30	1,809.79	1,000.00	1,000.00	1,000.00
<a href="#">01-204-7101</a>	Other Supplies/Tools	0.00	15.90	0.00	0.00	0.00	0.00
<a href="#">01-204-7102</a>	Clothing/Uniforms	0.00	68.96	0.00	0.00	0.00	0.00
<a href="#">01-204-7103</a>	Food Supply	0.00	0.00	0.00	0.00	0.00	0.00
<a href="#">01-204-7108</a>	Laboratory Tests/Evaluations	0.00	0.00	0.00	0.00	0.00	0.00
<a href="#">01-204-7110</a>	Postage/Shipping	644.68	2.20	0.00	0.00	0.00	0.00
<a href="#">01-204-7301</a>	Refunds	27.00	0.00	0.00	0.00	0.00	0.00
<a href="#">01-205-7100</a>	Office Supplies/Publications	107.40	117.50	0.00	250.00	250.00	250.00
<a href="#">01-205-7110</a>	Postage/Shipping	0.45	0.00	0.00	0.00	0.00	0.00
<b>Category 710 Total:</b>		<b>13,972.43</b>	<b>18,965.87</b>	<b>12,896.01</b>	<b>12,450.00</b>	<b>12,450.00</b>	<b>11,450.00</b>
<b>Category: 740 - Capital Outlay</b>							
<a href="#">01-100-7401</a>	Land/Easements/ROW	0.00	0.00	14,081.45	0.00	0.00	0.00
<a href="#">01-100-7405</a>	Machinery/Equipment	0.00	0.00	0.00	0.00	0.00	0.00
<a href="#">01-100-7600</a>	Depreciation	0.00	0.00	0.00	0.00	0.00	0.00
<a href="#">01-201-7503</a>	Audio/Visual Equipment	3,786.25	577.08	113.50	1,500.00	1,500.00	1,500.00
<a href="#">01-203-7405</a>	Machinery/Equipment	0.00	0.00	0.00	1,000.00	1,000.00	500.00
<a href="#">01-203-7406</a>	Office Equipment/Furniture	2,955.00	386.05	0.00	1,000.00	1,000.00	1,000.00
<a href="#">01-203-7504</a>	Computer Equipment	2,245.48	4,245.70	1,166.88	1,000.00	1,000.00	2,000.00
<a href="#">01-203-7505</a>	Computer Software	1,470.85	4,000.00	-3,841.00	500.00	500.00	500.00
<a href="#">01-204-7406</a>	Office Equipment/Furniture	0.00	0.00	0.00	0.00	0.00	0.00
<a href="#">01-204-7504</a>	Computer Equipment	3,556.54	873.08	0.00	0.00	0.00	0.00
<a href="#">01-204-7505</a>	Computer Software	725.52	2,586.33	7,407.21	3,512.00	3,512.00	3,512.00
<b>Category 740 Total:</b>		<b>14,739.64</b>	<b>12,668.24</b>	<b>18,928.04</b>	<b>8,512.00</b>	<b>8,512.00</b>	<b>9,012.00</b>
<b>Category: 800 - Transfers</b>							
<a href="#">01-100-8000</a>	Transfer to Other Fund	0.00	18,728.93	0.00	0.00	0.00	0.00
<a href="#">01-100-8110</a>	Distribution to Other Agency	0.00	0.00	179.43	0.00	0.00	0.00
<a href="#">01-203-8001</a>	Transfer to ERF	0.00	0.00	0.00	0.00	0.00	0.00
<b>Category 800 Total:</b>		<b>0.00</b>	<b>18,728.93</b>	<b>179.43</b>	<b>0.00</b>	<b>0.00</b>	<b>0.00</b>
<b>Category: 900 - Debt Service</b>							
<a href="#">01-100-9107</a>	Lease/Cert of Participation Payment	66,318.93	0.00	0.00	0.00	0.00	0.00

		2012 Actual	2013 Actual	2014 Actual	2015 Adopted Budget	2015 Working Budget	2016 Adopted Budget
<a href="#">01-100-9200</a>	Emergency Reserve	0.00	0.00	0.00	175,000.00	0.00	300,000.00
	<b>Category 900 Total:</b>	<b>66,318.93</b>	<b>0.00</b>	<b>0.00</b>	<b>175,000.00</b>	<b>0.00</b>	<b>300,000.00</b>
	<b>Fund 01 Total:</b>	<b>450,658.77</b>	<b>900,088.41</b>	<b>1,050,240.11</b>	<b>1,052,949.00</b>	<b>852,949.00</b>	<b>1,322,240.00</b>

City of Arkansas City, Kansas

		2012 Actual	2013 Actual	2014 Actual	2015 Adopted Budget	2015 Working Budget	2016 Adopted Budget
<b>Fund: 16 - WATER FUND</b>							
<b>Category: 500 - Personnel Services</b>							
<a href="#">16-203-5100</a>	Full Time Salary	93,477.46	0.00	0.00	0.00	0.00	0.00
<a href="#">16-203-5101</a>	Part Time Salary	0.00	0.00	0.00	0.00	0.00	0.00
<a href="#">16-203-5102</a>	Overtime Salary	595.49	0.00	0.00	0.00	0.00	0.00
<a href="#">16-203-5103</a>	SS/Medi Taxes	6,941.40	0.00	0.00	0.00	0.00	0.00
<a href="#">16-203-5105</a>	Retirement	564.90	0.00	0.00	0.00	0.00	0.00
<a href="#">16-203-5106</a>	KPERS	7,660.81	0.00	0.00	0.00	0.00	0.00
<a href="#">16-203-5111</a>	Life Insurance	58.91	0.00	0.00	0.00	0.00	0.00
<a href="#">16-203-5112</a>	Medical/Dental Insurance	11,522.52	0.00	0.00	0.00	0.00	0.00
<a href="#">16-203-5113</a>	Unemployment Insurance	520.56	0.00	0.00	0.00	0.00	0.00
<a href="#">16-203-5114</a>	Workers Comp	98.00	0.00	0.00	0.00	0.00	0.00
<a href="#">16-205-5100</a>	Full Time Salary	15,584.78	0.00	0.00	0.00	0.00	0.00
<a href="#">16-205-5103</a>	SS/Medi Taxes	1,193.29	0.00	0.00	0.00	0.00	0.00
<a href="#">16-205-5105</a>	Retirement	0.00	0.00	0.00	0.00	0.00	0.00
<a href="#">16-205-5106</a>	KPERS	1,267.35	0.00	0.00	0.00	0.00	0.00
<a href="#">16-205-5111</a>	Life Insurance	0.00	0.00	0.00	0.00	0.00	0.00
<a href="#">16-205-5113</a>	Unemployment Insurance	83.89	0.00	0.00	0.00	0.00	0.00
<a href="#">16-205-5114</a>	Workers Comp	50.00	0.00	0.00	0.00	0.00	0.00
	<b>Category 500 Total:</b>	<b>139,619.36</b>	<b>0.00</b>	<b>0.00</b>	<b>0.00</b>	<b>0.00</b>	<b>0.00</b>
<b>Category: 600 - Contractual</b>							
<a href="#">16-205-6210</a>	Legal Services	212,555.25	8,506.38	8,408.30	9,000.00	9,000.00	9,000.00
	<b>Category 600 Total:</b>	<b>212,555.25</b>	<b>8,506.38</b>	<b>8,408.30</b>	<b>9,000.00</b>	<b>9,000.00</b>	<b>9,000.00</b>
<b>Category: 710 - Commodities</b>							
<a href="#">16-100-7301</a>	Refunds	120.32	-37.06	0.00	0.00	0.00	0.00
<a href="#">16-100-7305</a>	Utility Refunds	0.00	0.00	0.00	0.00	0.00	0.00
	<b>Category 710 Total:</b>	<b>120.32</b>	<b>-37.06</b>	<b>0.00</b>	<b>0.00</b>	<b>0.00</b>	<b>0.00</b>
<b>Category: 740 - Capital Outlay</b>							
<a href="#">16-100-7600</a>	Depreciation	0.00	0.00	0.00	0.00	0.00	0.00
	<b>Category 740 Total:</b>	<b>0.00</b>	<b>0.00</b>	<b>0.00</b>	<b>0.00</b>	<b>0.00</b>	<b>0.00</b>
	<b>Fund 16 Total:</b>	<b>352,294.93</b>	<b>8,469.32</b>	<b>8,408.30</b>	<b>9,000.00</b>	<b>9,000.00</b>	<b>9,000.00</b>

City of Arkansas City, Kansas

		2012 Actual	2013 Actual	2014 Actual	2015 Adopted Budget	2015 Working Budget	2016 Adopted Budget
<b>Fund: 18 - SEWER FUND</b>							
<b>Category: 500 - Personnel Services</b>							
<a href="#">18-203-5100</a>	Full Time Salary	93,477.46	0.00	0.00	0.00	0.00	0.00
<a href="#">18-203-5101</a>	Part Time Salary	0.00	0.00	0.00	0.00	0.00	0.00
<a href="#">18-203-5102</a>	Overtime Salary	595.49	0.00	0.00	0.00	0.00	0.00
<a href="#">18-203-5103</a>	SS/Medi Taxes	6,941.40	0.00	0.00	0.00	0.00	0.00
<a href="#">18-203-5105</a>	Retirement	564.90	0.00	0.00	0.00	0.00	0.00
<a href="#">18-203-5106</a>	KPERS	7,660.81	0.00	0.00	0.00	0.00	0.00
<a href="#">18-203-5111</a>	Life Insurance	58.91	0.00	0.00	0.00	0.00	0.00
<a href="#">18-203-5112</a>	Medical/Dental Insurance	11,411.22	0.00	0.00	0.00	0.00	0.00
<a href="#">18-203-5113</a>	Unemployment Insurance	520.56	0.00	0.00	0.00	0.00	0.00
<a href="#">18-203-5114</a>	Workers Comp	228.00	0.00	0.00	0.00	0.00	0.00
<a href="#">18-205-5100</a>	Full Time Salary	15,584.78	0.00	0.00	0.00	0.00	0.00
<a href="#">18-205-5103</a>	SS/Medi Taxes	1,193.29	0.00	0.00	0.00	0.00	0.00
<a href="#">18-205-5105</a>	Retirement	0.00	0.00	0.00	0.00	0.00	0.00
<a href="#">18-205-5106</a>	KPERS	1,267.35	0.00	0.00	0.00	0.00	0.00
<a href="#">18-205-5111</a>	Life Insurance	0.00	0.00	0.00	0.00	0.00	0.00
<a href="#">18-205-5113</a>	Unemployment Insurance	83.89	0.00	0.00	0.00	0.00	0.00
<a href="#">18-205-5114</a>	Workers Comp	50.00	0.00	0.00	0.00	0.00	0.00
<b>Category 500 Total:</b>		<b>139,638.06</b>	<b>0.00</b>	<b>0.00</b>	<b>0.00</b>	<b>0.00</b>	<b>0.00</b>
<b>Category: 600 - Contractual</b>							
<a href="#">18-100-6210</a>	Legal Services	0.00	0.00	0.00	0.00	0.00	0.00
<a href="#">18-205-6210</a>	Legal Services	553.75	0.00	0.00	0.00	0.00	0.00
<b>Category 600 Total:</b>		<b>553.75</b>	<b>0.00</b>	<b>0.00</b>	<b>0.00</b>	<b>0.00</b>	<b>0.00</b>
<b>Category: 900 - Debt Service</b>							
<a href="#">18-100-9103</a>	Agency Fees	0.00	0.00	0.00	0.00	0.00	0.00
<a href="#">18-100-9105</a>	Loan Principal	0.00	0.00	0.00	0.00	0.00	0.00
<a href="#">18-100-9106</a>	Loan Interest	0.00	0.00	0.00	0.00	0.00	0.00
<b>Category 900 Total:</b>		<b>0.00</b>	<b>0.00</b>	<b>0.00</b>	<b>0.00</b>	<b>0.00</b>	<b>0.00</b>
<b>Fund 18 Total:</b>		<b>140,191.81</b>	<b>0.00</b>	<b>0.00</b>	<b>0.00</b>	<b>0.00</b>	<b>0.00</b>
<b>Report Total:</b>		<b>943,145.51</b>	<b>908,557.73</b>	<b>1,058,648.41</b>	<b>1,061,949.00</b>	<b>861,949.00</b>	<b>1,331,240.00</b>



# FINANCE DEPARTMENT

## Mission Statement

*The City of Arkansas City Finance Department strives to provide an accurate and complete financial system by furnishing a variety of efficient services to employees and the public including, information technology management, and customer service in a professional, courteous manner.*

## Description

The Finance Department records revenue and expenditures to comply with regulatory cash basis and budget laws to provide information to assess current financial position and budget future needs. Customer service is provided for the City's water, wastewater, sanitation, and stormwater utilities. Information technology services are provided for all City departments. This department includes the Finance Director, City Treasurer, Accountant, Customer Service Specialists, and Information Technology Manager.

Personnel (FTE)	
2012	6.5*
2013	7*
2014	7*
2015	6
2016	6

\*Included City Clerk who was transferred to City Manager Department.

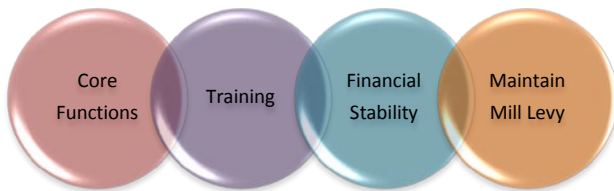
## Source of Funds

This Department is financed from the General Fund and supported by revenues from property taxes, user fees, motor vehicle taxes, franchise fees, liquor taxes, municipal court fines and fees and enterprise fund transfers.

% of General Fund Expenses	
Dept. Expenditures	Total GF Expenditures
\$ 449,597	\$ 9,460,748
5%	

## Performance Measures

Sustain Plan Goals:



Provide an accurate and complete financial system.  
Provide support for departments and city services that directly align with Arkansas City's strategic goals.

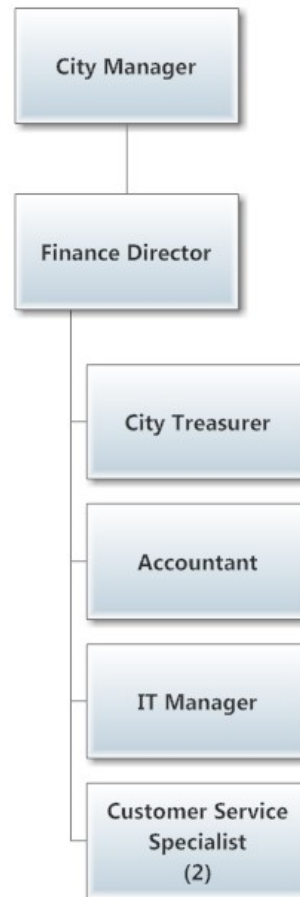
Workload Indicators			
	2012	2013	2014
Accounts Payable Invoices Paid			
Accounts Payable Checks Issued	2,684	3,162	3,093
Purchase Orders Issued	2,398	614	341
Payroll Checks/Direct Deposits Issued	3,829	3,440	3,506
Utility Bills Generated	57,747	57,230	56,887
Cash Receipt Transactions	61,802	60,603	60,226

## 2015 Major Goals/Projects

- 1) Maintain the City's Distinguished Budget Presentation Award presented by Government Finance Officers Association (GFOA). The City was awarded this in 2014 and 2015, the first time in 20 years.
- 2) Coordinate the year-end audit and annual budget process.
- 3) Monitor Utility Fees.
- 4) Replace accounting servers.

### Finance Department

6 Positions  
6 FTE



City of Arkansas City, Kansas

		2012 Actual	2013 Actual	2014 Actual	2015 Adopted Budget	2015 Working Budget	2016 Adopted Budget
<b>Fund: 01 - GENERAL FUND</b>							
<b>Category: 500 - Personnel Services</b>							
<a href="#">01-209-5100</a>	Full Time Salary	53,486.23	268,141.17	249,020.93	217,528.00	217,528.00	233,193.00
<a href="#">01-209-5101</a>	Part Time Salary	0.00	0.00	0.00	0.00	0.00	0.00
<a href="#">01-209-5102</a>	Overtime Salary	998.32	2,722.91	2,299.24	2,000.00	2,000.00	3,500.00
<a href="#">01-209-5103</a>	SS/Medi Taxes	4,268.28	19,689.41	18,491.24	16,871.00	16,871.00	17,993.00
<a href="#">01-209-5105</a>	Retirement	0.00	0.00	0.00	0.00	0.00	0.00
<a href="#">01-209-5106</a>	KPERS	4,447.60	23,652.22	24,434.19	22,780.00	22,780.00	23,943.00
<a href="#">01-209-5111</a>	Life Insurance	40.43	192.15	174.76	152.00	152.00	151.00
<a href="#">01-209-5112</a>	Medical/Dental Insurance	1,538.49	33,606.88	23,077.61	29,000.00	29,000.00	33,225.00
<a href="#">01-209-5113</a>	Unemployment Insurance	3,921.28	2,037.38	229.55	1,212.00	1,212.00	1,294.00
<a href="#">01-209-5114</a>	Workers Comp	102.00	676.22	644.91	617.00	617.00	548.00
<a href="#">01-209-5201</a>	Staffing Services	2.79	0.00	0.00	100.00	100.00	0.00
<a href="#">01-209-5202</a>	Employment Services	85.15	500.22	224.71	300.00	300.00	300.00
<a href="#">01-209-5203</a>	Travel/ Meals/ Lodging	1,484.55	1,815.18	1,626.11	2,500.00	2,500.00	3,000.00
<a href="#">01-209-5204</a>	Training/Seminars/Conferences	1,406.02	1,390.00	3,243.00	7,000.00	7,000.00	3,000.00
<a href="#">01-209-5205</a>	Dues/Memberships	1,075.93	925.66	1,055.00	1,000.00	1,000.00	1,200.00
<a href="#">01-209-5206</a>	Employee Appreciation	2,308.57	0.00	0.00	0.00	0.00	0.00
<b>Category 500 Total:</b>		<b>75,165.64</b>	<b>355,349.40</b>	<b>324,521.25</b>	<b>301,060.00</b>	<b>301,060.00</b>	<b>321,347.00</b>
<b>Category: 600 - Contractual</b>							
<a href="#">01-209-6104</a>	Telephone	1,357.61	6,402.07	7,080.88	6,500.00	6,500.00	8,300.00
<a href="#">01-209-6105</a>	Other Utility Services	13,272.99	15,411.08	15,244.46	15,500.00	15,500.00	18,000.00
<a href="#">01-209-6210</a>	Legal Services	72.10	0.00	0.00	0.00	0.00	0.00
<a href="#">01-209-6211</a>	Auditing	11,000.00	31,850.00	25,325.00	26,500.00	26,500.00	26,900.00
<a href="#">01-209-6214</a>	Other Professional Services	46,119.15	13,443.33	18,956.51	25,000.00	25,000.00	25,000.00
<a href="#">01-209-6215</a>	Other Insurances	40,172.53	900.00	900.00	0.00	0.00	0.00
<a href="#">01-209-6216</a>	Fidelity Bonds	186.26	0.00	0.00	1,000.00	1,000.00	0.00
<a href="#">01-209-6217</a>	Contributions	41.66	0.00	0.00	0.00	0.00	0.00
<a href="#">01-209-6301</a>	Advertising	3,616.23	1,688.60	291.90	2,500.00	2,500.00	800.00
<a href="#">01-209-6302</a>	Equip Rental/Maintenance Contract	0.00	8,449.42	13,632.51	13,000.00	13,000.00	13,000.00
<a href="#">01-209-6303</a>	License Fees	320.00	334.50	330.00	500.00	500.00	500.00
<a href="#">01-209-6305</a>	Service Charges	797.19	2,408.36	3,390.94	3,000.00	3,000.00	4,000.00
<b>Category 600 Total:</b>		<b>116,955.72</b>	<b>80,887.36</b>	<b>85,152.20</b>	<b>93,500.00</b>	<b>93,500.00</b>	<b>96,500.00</b>
<b>Category: 710 - Commodities</b>							
<a href="#">01-209-7100</a>	Office Supplies/Publications	8,897.61	7,828.12	6,607.31	5,000.00	5,000.00	6,000.00
<a href="#">01-209-7101</a>	Other Supplies/Tools	3,335.23	667.87	168.45	1,000.00	1,000.00	750.00
<a href="#">01-209-7102</a>	Clothing/Uniforms	16.85	903.24	245.86	500.00	500.00	500.00
<a href="#">01-209-7103</a>	Food Supply	489.41	29.78	18.37	0.00	0.00	0.00
<a href="#">01-209-7110</a>	Postage/Shipping	5,847.92	4,272.71	7,805.85	12,000.00	12,000.00	13,000.00
<a href="#">01-209-7200</a>	Fuel/Oil	0.00	20.00	0.00	0.00	0.00	0.00
<a href="#">01-209-7301</a>	Refunds	0.00	0.00	0.00	0.00	0.00	0.00
<a href="#">01-209-7303</a>	Other Taxes/Fees	0.00	0.00	0.00	0.00	0.00	0.00
<b>Category 710 Total:</b>		<b>18,587.02</b>	<b>13,721.72</b>	<b>14,845.84</b>	<b>18,500.00</b>	<b>18,500.00</b>	<b>20,250.00</b>
<b>Category: 740 - Capital Outlay</b>							
<a href="#">01-209-7405</a>	Machinery/Equipment	0.00	0.00	750.13	0.00	0.00	0.00
<a href="#">01-209-7406</a>	Office Equipment/Furniture	0.00	28.00	0.00	0.00	0.00	3,500.00
<a href="#">01-209-7503</a>	Audio/Visual Equipment	0.00	0.00	65.69	0.00	0.00	0.00
<a href="#">01-209-7504</a>	Computer Equipment	6,144.07	5,181.42	4,529.47	16,500.00	16,500.00	8,000.00

City of Arkansas City, Kansas

		2012 Actual	2013 Actual	2014 Actual	2015 Adopted Budget	2015 Working Budget	2016 Adopted Budget
<a href="#">01-209-7505</a>	Computer Software	9,163.09	4,972.45	3,905.65	0.00	0.00	0.00
<a href="#">01-209-7600</a>	Depreciation	0.00	0.00	0.00	0.00	0.00	0.00
	<b>Category 740 Total:</b>	<b>15,307.16</b>	<b>10,181.87</b>	<b>9,250.94</b>	<b>16,500.00</b>	<b>16,500.00</b>	<b>11,500.00</b>
<b>Category: 800 - Transfers</b>							
<a href="#">01-209-8001</a>	Transfer to ERF	0.00	0.00	0.00	0.00	0.00	0.00
	<b>Category 800 Total:</b>	<b>0.00</b>	<b>0.00</b>	<b>0.00</b>	<b>0.00</b>	<b>0.00</b>	<b>0.00</b>
	<b>Fund 01 Total:</b>	<b>226,015.54</b>	<b>460,140.35</b>	<b>433,770.23</b>	<b>429,560.00</b>	<b>429,560.00</b>	<b>449,597.00</b>

City of Arkansas City, Kansas

		2012 Actual	2013 Actual	2014 Actual	2015 Adopted Budget	2015 Working Budget	2016 Adopted Budget
<b>Fund: 16 - WATER FUND</b>							
<b>Category: 500 - Personnel Services</b>							
<a href="#">16-209-5100</a>	Full Time Salary	113,117.41	0.00	0.00	0.00	0.00	0.00
<a href="#">16-209-5101</a>	Part Time Salary	0.00	0.00	0.00	0.00	0.00	0.00
<a href="#">16-209-5102</a>	Overtime Salary	2,621.34	0.00	0.00	0.00	0.00	0.00
<a href="#">16-209-5103</a>	SS/Medi Taxes	8,231.46	0.00	0.00	0.00	0.00	0.00
<a href="#">16-209-5105</a>	Retirement	0.00	0.00	0.00	0.00	0.00	0.00
<a href="#">16-209-5106</a>	KPERS	8,919.84	0.00	0.00	0.00	0.00	0.00
<a href="#">16-209-5111</a>	Life Insurance	80.93	0.00	0.00	0.00	0.00	0.00
<a href="#">16-209-5112</a>	Medical/Dental Insurance	14,515.81	0.00	0.00	0.00	0.00	0.00
<a href="#">16-209-5113</a>	Unemployment Insurance	633.05	0.00	0.00	0.00	0.00	0.00
<a href="#">16-209-5114</a>	Workers Comp	210.00	0.00	0.00	0.00	0.00	0.00
<a href="#">16-209-5201</a>	Staffing Services	0.00	0.00	0.00	0.00	0.00	0.00
<a href="#">16-209-5202</a>	Employment Services	0.00	0.00	0.00	0.00	0.00	0.00
<a href="#">16-209-5203</a>	Travel/ Meals/ Lodging	558.48	0.00	0.00	0.00	0.00	0.00
<a href="#">16-209-5204</a>	Training/Seminars/Conferences	552.00	7,500.00	7,500.00	7,500.00	7,500.00	7,500.00
<a href="#">16-209-5205</a>	Dues/Memberships	559.73	0.00	0.00	0.00	0.00	0.00
<a href="#">16-209-5206</a>	Employee Appreciation	2,008.57	0.00	0.00	0.00	0.00	0.00
	<b>Category 500 Total:</b>	<b>152,008.62</b>	<b>7,500.00</b>	<b>7,500.00</b>	<b>7,500.00</b>	<b>7,500.00</b>	<b>7,500.00</b>
<b>Category: 600 - Contractual</b>							
<a href="#">16-209-6104</a>	Telephone	1,374.30	0.00	0.00	0.00	0.00	0.00
<a href="#">16-209-6105</a>	Other Utility Services	976.67	0.00	0.00	0.00	0.00	0.00
<a href="#">16-209-6211</a>	Auditing	11,000.00	0.00	0.00	0.00	0.00	0.00
<a href="#">16-209-6214</a>	Other Professional Services	19,334.59	1,430.95	1,000.95	0.00	0.00	1,000.00
<a href="#">16-209-6215</a>	Other Insurances	40,024.44	0.00	0.00	0.00	0.00	0.00
<a href="#">16-209-6218</a>	Claims/Losses	0.00	0.00	0.00	0.00	0.00	0.00
<a href="#">16-209-6301</a>	Advertising	1,013.71	0.00	0.00	0.00	0.00	0.00
<a href="#">16-209-6302</a>	Equip Rental/Maintenance Contract	0.00	0.00	218.57	0.00	0.00	0.00
<a href="#">16-209-6305</a>	Service Charges	7,635.43	16,187.00	19,133.57	18,500.00	18,500.00	20,000.00
	<b>Category 600 Total:</b>	<b>81,359.14</b>	<b>17,617.95</b>	<b>20,353.09</b>	<b>18,500.00</b>	<b>18,500.00</b>	<b>21,000.00</b>
<b>Category: 710 - Commodities</b>							
<a href="#">16-209-7100</a>	Office Supplies/Publications	2,993.29	930.63	1,136.58	950.00	950.00	1,200.00
<a href="#">16-209-7101</a>	Other Supplies/Tools	75.69	0.00	0.00	0.00	0.00	200.00
<a href="#">16-209-7102</a>	Clothing/Uniforms	900.39	0.00	0.00	0.00	0.00	0.00
<a href="#">16-209-7110</a>	Postage/Shipping	5,914.46	12,037.40	11,250.00	12,100.00	12,100.00	13,500.00
	<b>Category 710 Total:</b>	<b>9,883.83</b>	<b>12,968.03</b>	<b>12,386.58</b>	<b>13,050.00</b>	<b>13,050.00</b>	<b>14,900.00</b>
<b>Category: 740 - Capital Outlay</b>							
<a href="#">16-209-7405</a>	Machinery/Equipment	0.00	431.40	0.00	0.00	0.00	0.00
<a href="#">16-209-7406</a>	Office Equipment/Furniture	0.00	0.00	0.00	0.00	0.00	0.00
<a href="#">16-209-7504</a>	Computer Equipment	5,670.66	0.00	1,210.79	8,400.00	8,400.00	4,900.00
<a href="#">16-209-7505</a>	Computer Software	6,099.58	18,525.10	17,395.62	22,886.00	22,886.00	18,211.00
	<b>Category 740 Total:</b>	<b>11,770.24</b>	<b>18,956.50</b>	<b>18,606.41</b>	<b>31,286.00</b>	<b>31,286.00</b>	<b>23,111.00</b>
	<b>Fund 16 Total:</b>	<b>255,021.83</b>	<b>57,042.48</b>	<b>58,846.08</b>	<b>70,336.00</b>	<b>70,336.00</b>	<b>66,511.00</b>

City of Arkansas City, Kansas

		2012 Actual	2013 Actual	2014 Actual	2015 Adopted Budget	2015 Working Budget	2016 Adopted Budget
<b>Fund: 18 - SEWER FUND</b>							
<b>Category: 500 - Personnel Services</b>							
<a href="#">18-209-5100</a>	Full Time Salary	113,117.41	0.00	0.00	0.00	0.00	0.00
<a href="#">18-209-5101</a>	Part Time Salary	0.00	0.00	0.00	0.00	0.00	0.00
<a href="#">18-209-5102</a>	Overtime Salary	1,507.77	0.00	0.00	0.00	0.00	0.00
<a href="#">18-209-5103</a>	SS/Medi Taxes	8,852.56	0.00	0.00	0.00	0.00	0.00
<a href="#">18-209-5105</a>	Retirement	0.00	0.00	0.00	0.00	0.00	0.00
<a href="#">18-209-5106</a>	KPERS	8,829.74	0.00	0.00	0.00	0.00	0.00
<a href="#">18-209-5111</a>	Life Insurance	80.02	0.00	0.00	0.00	0.00	0.00
<a href="#">18-209-5112</a>	Medical/Dental Insurance	14,356.52	0.00	0.00	0.00	0.00	0.00
<a href="#">18-209-5113</a>	Unemployment Insurance	626.90	0.00	0.00	0.00	0.00	0.00
<a href="#">18-209-5114</a>	Workers Comp	210.00	0.00	0.00	0.00	0.00	0.00
<a href="#">18-209-5201</a>	Staffing Services	0.00	0.00	0.00	0.00	0.00	0.00
<a href="#">18-209-5204</a>	Training/Seminars/Conferences	552.00	4,500.00	4,500.00	4,500.00	4,500.00	4,500.00
<a href="#">18-209-5205</a>	Dues/Memberships	559.75	0.00	0.00	0.00	0.00	0.00
<a href="#">18-209-5206</a>	Employee Appreciation	1,508.57	0.00	0.00	0.00	0.00	0.00
	<b>Category 500 Total:</b>	<b>150,201.24</b>	<b>4,500.00</b>	<b>4,500.00</b>	<b>4,500.00</b>	<b>4,500.00</b>	<b>4,500.00</b>
<b>Category: 600 - Contractual</b>							
<a href="#">18-209-6104</a>	Telephone	1,374.34	0.00	0.00	0.00	0.00	0.00
<a href="#">18-209-6105</a>	Other Utility Services	976.67	0.00	0.00	0.00	0.00	0.00
<a href="#">18-209-6211</a>	Auditing	11,000.00	0.00	0.00	0.00	0.00	0.00
<a href="#">18-209-6214</a>	Other Professional Services	5,534.67	414.57	437.37	0.00	0.00	400.00
<a href="#">18-209-6215</a>	Other Insurances	40,024.44	0.00	0.00	0.00	0.00	0.00
<a href="#">18-209-6301</a>	Advertising	593.45	0.00	0.00	0.00	0.00	0.00
<a href="#">18-209-6302</a>	Equip Rental/Maintenance Contract	0.00	0.00	131.14	0.00	0.00	0.00
<a href="#">18-209-6305</a>	Service Charges	7,365.50	8,680.45	9,767.35	9,800.00	9,800.00	10,000.00
	<b>Category 600 Total:</b>	<b>66,869.07</b>	<b>9,095.02</b>	<b>10,335.86</b>	<b>9,800.00</b>	<b>9,800.00</b>	<b>10,400.00</b>
<b>Category: 710 - Commodities</b>							
<a href="#">18-209-7100</a>	Office Supplies/Publications	2,719.69	490.19	714.10	550.00	550.00	800.00
<a href="#">18-209-7101</a>	Other Supplies/Tools	91.62	0.00	0.00	0.00	0.00	0.00
<a href="#">18-209-7102</a>	Clothing/Uniforms	0.00	0.00	0.00	0.00	0.00	0.00
<a href="#">18-209-7110</a>	Postage/Shipping	5,914.46	7,200.00	6,750.00	7,200.00	7,200.00	8,000.00
<a href="#">18-209-7204</a>	Building Materials/Repairs	0.00	0.00	0.00	0.00	0.00	0.00
<a href="#">18-209-7301</a>	Refunds	0.00	0.00	0.00	0.00	0.00	0.00
	<b>Category 710 Total:</b>	<b>8,725.77</b>	<b>7,690.19</b>	<b>7,464.10</b>	<b>7,750.00</b>	<b>7,750.00</b>	<b>8,800.00</b>
<b>Category: 740 - Capital Outlay</b>							
<a href="#">18-209-7405</a>	Machinery/Equipment	0.00	215.70	0.00	0.00	0.00	0.00
<a href="#">18-209-7406</a>	Office Equipment/Furniture	0.00	0.00	0.00	0.00	0.00	0.00
<a href="#">18-209-7504</a>	Computer Equipment	5,670.66	807.10	1,751.14	4,200.00	4,200.00	4,740.00
<a href="#">18-209-7505</a>	Computer Software	6,097.31	11,200.87	10,437.37	13,732.00	13,732.00	10,927.00
	<b>Category 740 Total:</b>	<b>11,767.97</b>	<b>12,223.67</b>	<b>12,188.51</b>	<b>17,932.00</b>	<b>17,932.00</b>	<b>15,667.00</b>
	<b>Fund 18 Total:</b>	<b>237,564.05</b>	<b>33,508.88</b>	<b>34,488.47</b>	<b>39,982.00</b>	<b>39,982.00</b>	<b>39,367.00</b>

City of Arkansas City, Kansas

		2012 Actual	2013 Actual	2014 Actual	2015 Adopted Budget	2015 Working Budget	2016 Adopted Budget
<b>Fund: 19 - SANITATION FUND</b>							
<b>Category: 500 - Personnel Services</b>							
<a href="#">19-209-5100</a>	Full Time Salary	31,421.41	0.00	0.00	0.00	0.00	0.00
<a href="#">19-209-5101</a>	Part Time Salary	0.00	0.00	0.00	0.00	0.00	0.00
<a href="#">19-209-5102</a>	Overtime Salary	418.82	0.00	0.00	0.00	0.00	0.00
<a href="#">19-209-5103</a>	SS/Medi Taxes	2,360.29	0.00	0.00	0.00	0.00	0.00
<a href="#">19-209-5105</a>	Retirement	0.00	0.00	0.00	0.00	0.00	0.00
<a href="#">19-209-5106</a>	KPERS	2,452.33	0.00	0.00	0.00	0.00	0.00
<a href="#">19-209-5111</a>	Life Insurance	22.27	0.00	0.00	0.00	0.00	0.00
<a href="#">19-209-5112</a>	Medical/Dental Insurance	3,983.21	0.00	0.00	0.00	0.00	0.00
<a href="#">19-209-5113</a>	Unemployment Insurance	174.35	0.00	0.00	0.00	0.00	0.00
<a href="#">19-209-5114</a>	Workers Comp	58.00	0.00	0.00	0.00	0.00	0.00
<a href="#">19-209-5201</a>	Staffing Services	0.00	0.00	0.00	0.00	0.00	0.00
<a href="#">19-209-5202</a>	Employment Services	0.00	0.00	0.00	0.00	0.00	0.00
<a href="#">19-209-5204</a>	Training/Seminars/Conferences	340.50	3,000.00	3,000.00	3,000.00	3,000.00	3,000.00
<a href="#">19-209-5205</a>	Dues/Memberships	559.79	0.00	0.00	0.00	0.00	0.00
<a href="#">19-209-5206</a>	Employee Appreciation	1,675.83	0.00	0.00	0.00	0.00	0.00
<b>Category 500 Total:</b>		<b>43,466.80</b>	<b>3,000.00</b>	<b>3,000.00</b>	<b>3,000.00</b>	<b>3,000.00</b>	<b>3,000.00</b>
<b>Category: 600 - Contractual</b>							
<a href="#">19-209-6104</a>	Telephone	1,374.34	0.00	0.00	0.00	0.00	0.00
<a href="#">19-209-6105</a>	Other Utility Services	976.67	0.00	0.00	0.00	0.00	0.00
<a href="#">19-209-6211</a>	Auditing	11,000.00	0.00	0.00	0.00	0.00	0.00
<a href="#">19-209-6214</a>	Other Professional Services	5,083.74	276.38	291.58	0.00	0.00	300.00
<a href="#">19-209-6215</a>	Other Insurances	38,828.34	0.00	0.00	0.00	0.00	0.00
<a href="#">19-209-6301</a>	Advertising	593.45	0.00	0.00	0.00	0.00	0.00
<a href="#">19-209-6302</a>	Equip Rental/Maintenance Contract	0.00	0.00	87.42	0.00	0.00	0.00
<a href="#">19-209-6305</a>	Service Charges	7,365.50	7,506.44	9,339.79	9,000.00	9,000.00	10,000.00
<b>Category 600 Total:</b>		<b>65,222.04</b>	<b>7,782.82</b>	<b>9,718.79</b>	<b>9,000.00</b>	<b>9,000.00</b>	<b>10,300.00</b>
<b>Category: 710 - Commodities</b>							
<a href="#">19-209-7100</a>	Office Supplies/Publications	1,985.51	2,490.16	502.86	500.00	500.00	500.00
<a href="#">19-209-7101</a>	Other Supplies/Tools	106.60	0.00	0.00	0.00	0.00	0.00
<a href="#">19-209-7102</a>	Clothing/Uniforms	0.00	0.00	0.00	0.00	0.00	0.00
<a href="#">19-209-7110</a>	Postage/Shipping	5,816.12	2,800.00	4,500.00	4,800.00	4,800.00	5,500.00
<a href="#">19-209-7301</a>	Refunds	0.00	0.00	0.00	0.00	0.00	0.00
<b>Category 710 Total:</b>		<b>7,908.23</b>	<b>5,290.16</b>	<b>5,002.86</b>	<b>5,300.00</b>	<b>5,300.00</b>	<b>6,000.00</b>
<b>Category: 740 - Capital Outlay</b>							
<a href="#">19-209-7400</a>	Buildings	0.00	0.00	0.00	0.00	0.00	0.00
<a href="#">19-209-7405</a>	Machinery/Equipment	0.00	71.90	0.00	0.00	0.00	0.00
<a href="#">19-209-7406</a>	Office Equipment/Furniture	0.00	0.00	0.00	0.00	0.00	0.00
<a href="#">19-209-7504</a>	Computer Equipment	5,686.09	2,421.30	1,766.55	8,400.00	8,400.00	4,660.00
<a href="#">19-209-7505</a>	Computer Software	6,099.58	7,538.73	6,958.25	9,156.00	9,156.00	7,285.00
<b>Category 740 Total:</b>		<b>11,785.67</b>	<b>10,031.93</b>	<b>8,724.80</b>	<b>17,556.00</b>	<b>17,556.00</b>	<b>11,945.00</b>
<b>Fund 19 Total:</b>		<b>128,382.74</b>	<b>26,104.91</b>	<b>26,446.45</b>	<b>34,856.00</b>	<b>34,856.00</b>	<b>31,245.00</b>
<b>Report Total:</b>		<b>846,984.16</b>	<b>576,796.62</b>	<b>553,551.23</b>	<b>574,734.00</b>	<b>574,734.00</b>	<b>586,720.00</b>

# FIRE-EMS DEPARTMENT

## Mission Statement

*The Arkansas City Fire/EMS Department' goal is to provide the highest level of life and property protection services by protecting and preventing the loss of life and property through professional and efficient planning, preparation, training, fire prevention, public education and delivery of emergency medical services.*

## Description

The fire department and emergency medical services provide protection for property and life. The department is lead by the Fire Chief and an EMS Director and supported by a staff of trained firefighter-paramedics and investigators.

Personnel (FTE)	
2012	24.5
2013	24.5
2014	27.5
2015	25
2016	25.5


## Source of Funds

This department is financed from the General Fund and supported by revenues from property taxes, other fees,

% of Total Funds Expenses	
Dept. Expenditures	Total GF Expenditures
\$ 2,620,996.00	\$ 9,460,748.00
28%	

## Performance Measures

Sustain Plan Goals:



Provide the highest levels of life and property protection in conjunction with providing support for departments and city services that directly align with Arkansas City's strategic goals.

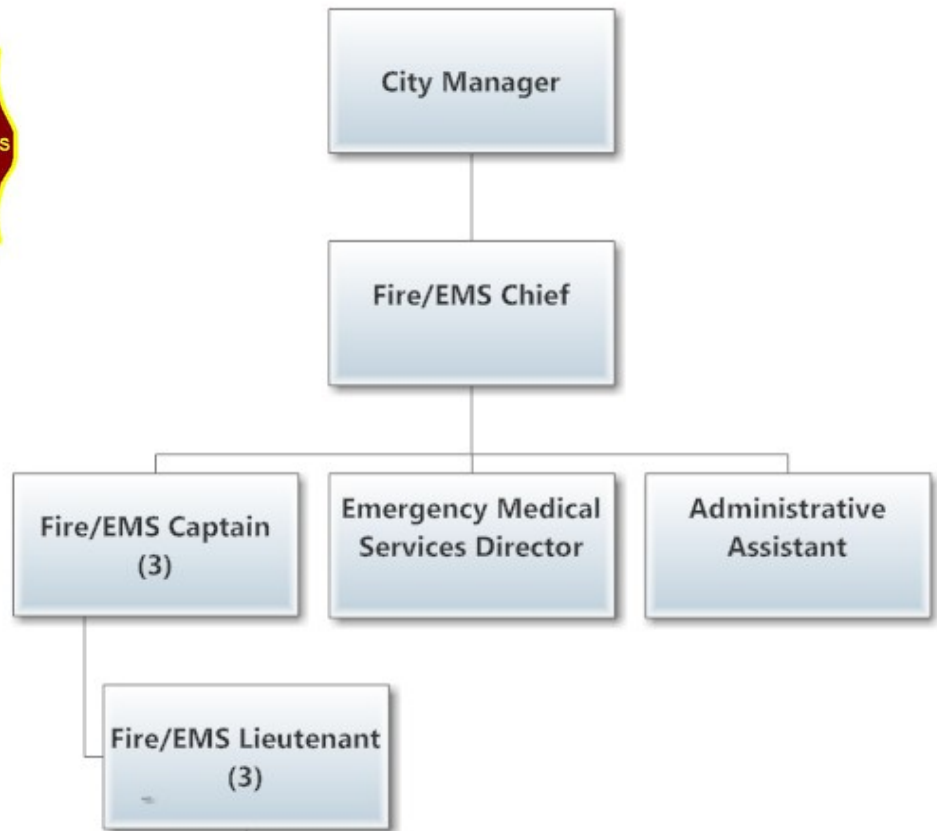
	Target	2011	2012	2013	2014
Total Fire Calls	N/A	697	671	652	928
Total EMS Calls	N/A	1890	1761	1605	1816
Total Training Hours	8000	4330	6887	7023	8580
Total EMS Collection Percentages	95%	91%	91%	90%	92%

## 2016 Major Goals/Projects

- 1) SAFETY: Implement Standard Operating Guidelines in line with "Best Practices" and following national safety standards for both Fire and EMS.
- 2) Enhance training to augment the level of service provided to the citizens of Arkansas City and surrounding area.
- 3) Update the Fire pre-plan program to unclude all building in the core downtown area.
- 4) Develop a Community Risk Reduction Program.
  - a.) Education
  - b.) Engineering
  - c.) Enforcement
  - d.) Emergency Response



Fire/Emergency Medical Services (EMS) Department  
25 Positions  
25 FTE



City of Arkansas City, Kansas

		2012 Actual	2013 Actual	2014 Actual	2015 Adopted Budget	2015 Working Budget	2016 Adopted Budget
<b>Department: 310 - Fire Dept/EMT</b>							
<b>Category: 500 - Personnel Services</b>							
<a href="#">01-310-5100</a>	Full Time Salary	1,169,750.73	1,111,570.93	1,040,424.91	1,180,000.00	1,080,000.00	1,180,802.00
<a href="#">01-310-5102</a>	Overtime Salary	174,929.51	115,551.92	128,059.05	120,000.00	120,000.00	120,000.00
<a href="#">01-310-5103</a>	SS/Medi Taxes	98,467.52	89,170.94	85,807.49	99,500.00	99,500.00	99,512.00
<a href="#">01-310-5105</a>	Retirement	0.00	0.00	0.00	0.00	0.00	0.00
<a href="#">01-310-5106</a>	KPERS	3,541.06	4,185.06	1,232.25	1,335.00	1,335.00	1,361.00
<a href="#">01-310-5107</a>	KPF	213,027.33	206,200.09	227,396.30	275,000.00	275,000.00	262,999.00
<a href="#">01-310-5111</a>	Life Insurance	896.96	866.25	815.96	927.00	927.00	926.00
<a href="#">01-310-5112</a>	Medical/Dental Insurance	231,711.87	245,784.77	194,616.14	268,481.00	268,481.00	214,891.00
<a href="#">01-310-5113</a>	Unemployment Insurance	10,901.80	6,733.54	952.20	7,200.00	7,200.00	7,155.00
<a href="#">01-310-5114</a>	Workers Comp	67,592.58	66,997.90	65,067.05	68,320.00	68,320.00	70,000.00
<a href="#">01-310-5201</a>	Staffing Services	0.00	0.00	0.00	0.00	0.00	0.00
<a href="#">01-310-5202</a>	Employment Services	2,120.85	1,727.04	2,286.21	1,500.00	1,500.00	2,300.00
<a href="#">01-310-5203</a>	Travel/ Meals/ Lodging	2,924.67	9,103.10	7,832.72	9,000.00	9,000.00	9,000.00
<a href="#">01-310-5204</a>	Training/Seminars/Conferences	2,373.53	6,068.92	10,373.68	11,500.00	11,500.00	11,500.00
<a href="#">01-310-5205</a>	Dues/Memberships	984.65	1,009.00	1,289.00	1,200.00	1,200.00	1,300.00
<a href="#">01-310-5206</a>	Employee Appreciation	2,429.69	0.00	90.99	0.00	0.00	0.00
<b>Category 500 Total:</b>		<b>1,981,652.75</b>	<b>1,864,969.46</b>	<b>1,766,243.95</b>	<b>2,043,963.00</b>	<b>1,943,963.00</b>	<b>1,981,746.00</b>
<b>Category: 600 - Contractual</b>							
<a href="#">01-310-6102</a>	Electricity	11,975.79	11,307.81	12,791.29	13,500.00	13,500.00	13,500.00
<a href="#">01-310-6103</a>	Natural Gas	4,335.81	6,774.76	5,900.79	6,800.00	6,800.00	6,800.00
<a href="#">01-310-6104</a>	Telephone	2,422.95	1,973.82	2,381.27	2,500.00	2,500.00	2,600.00
<a href="#">01-310-6105</a>	Other Utility Services	1,275.12	301.32	1,219.53	1,260.00	1,260.00	1,350.00
<a href="#">01-310-6213</a>	License Fees	0.00	0.00	0.00	0.00	0.00	0.00
<a href="#">01-310-6214</a>	Other Professional Services	5,308.20	5,217.85	10,141.00	7,800.00	7,800.00	12,000.00
<a href="#">01-310-6215</a>	Other Insurances	0.00	16,938.28	18,640.60	16,500.00	16,500.00	18,500.00
<a href="#">01-310-6218</a>	Claims/Losses	0.00	0.00	2,268.75	0.00	0.00	0.00
<a href="#">01-310-6223</a>	Billing Services	30,343.48	35,862.72	31,055.34	36,000.00	36,000.00	36,000.00
<a href="#">01-310-6301</a>	Advertising	4,481.37	1,460.98	754.14	1,800.00	1,800.00	1,800.00
<a href="#">01-310-6302</a>	Equip Rental/Maintenance Contract	2,450.02	2,652.48	3,084.85	2,900.00	2,900.00	3,100.00
<a href="#">01-310-6303</a>	License Fees	1,827.22	598.21	872.50	2,000.00	2,000.00	1,500.00
<a href="#">01-310-6306</a>	Other Rentals	343.03	0.00	0.00	0.00	0.00	0.00
<a href="#">29-310-6214</a>	Other Professional Services	0.00	0.00	0.00	0.00	0.00	0.00
<b>Category 600 Total:</b>		<b>64,762.99</b>	<b>83,088.23</b>	<b>89,110.06</b>	<b>91,060.00</b>	<b>91,060.00</b>	<b>97,150.00</b>
<b>Category: 710 - Commodities</b>							
<a href="#">01-310-7100</a>	Office Supplies/Publications	6,373.51	3,140.50	3,050.13	3,800.00	3,800.00	3,500.00
<a href="#">01-310-7101</a>	Other Supplies/Tools	7,375.93	5,113.75	4,838.82	9,000.00	9,000.00	11,000.00
<a href="#">01-310-7102</a>	Clothing/Uniforms	11,444.10	3,587.46	12,168.67	13,000.00	13,000.00	12,500.00
<a href="#">01-310-7103</a>	Food Supply	2,009.18	0.00	0.00	0.00	0.00	0.00
<a href="#">01-310-7106</a>	Chemicals	4,177.10	2,647.46	155.31	4,400.00	4,400.00	4,400.00
<a href="#">01-310-7108</a>	Laboratory Tests/Evaluations	0.00	0.00	837.05	1,000.00	1,000.00	1,000.00
<a href="#">01-310-7109</a>	Medical Supplies	34,088.34	32,011.88	31,375.08	40,000.00	40,000.00	40,000.00
<a href="#">01-310-7110</a>	Postage/Shipping	185.22	38.30	24.19	400.00	400.00	200.00
<a href="#">01-310-7111</a>	Training Materials	8,866.97	6,902.71	5,962.27	11,000.00	11,000.00	10,000.00
<a href="#">01-310-7121</a>	Community Risk Reduction	0.00	156.95	8,887.62	3,500.00	3,500.00	10,000.00
<a href="#">01-310-7200</a>	Fuel/Oil	39,661.22	34,857.10	35,599.36	38,000.00	38,000.00	38,000.00

City of Arkansas City, Kansas

		2012 Actual	2013 Actual	2014 Actual	2015 Adopted Budget	2015 Working Budget	2016 Adopted Budget
<a href="#">01-310-7201</a>	Equipment Repair/Parts/Maintena...	22,180.15	21,047.15	15,930.13	25,000.00	25,000.00	25,000.00
<a href="#">01-310-7202</a>	Motor Vehicle Repair/Parts	22,244.59	20,543.11	23,294.48	29,400.00	29,400.00	32,000.00
<a href="#">01-310-7203</a>	Motor Vehicle Maint/Supplies	538.00	0.00	0.00	0.00	0.00	0.00
<a href="#">01-310-7204</a>	Building Materials/Repairs	8,984.89	11,159.53	15,336.83	15,000.00	15,000.00	46,000.00
<a href="#">01-310-7205</a>	Street/Sidewalk Materials	0.00	0.00	0.00	6,500.00	6,500.00	0.00
<a href="#">01-310-7301</a>	Refunds	12,074.76	9,456.37	8,122.93	9,000.00	9,000.00	9,000.00
<a href="#">29-310-7101</a>	Other Supplies/Tools	904.13	0.00	0.00	0.00	0.00	0.00
<b>Category 710 Total:</b>		<b>181,108.09</b>	<b>150,662.27</b>	<b>165,582.87</b>	<b>209,000.00</b>	<b>209,000.00</b>	<b>242,600.00</b>
<b>Category: 740 - Capital Outlay</b>							
<a href="#">01-310-7403</a>	Motor Vehicles	32,016.10	0.00	0.00	0.00	0.00	0.00
<a href="#">01-310-7404</a>	Fire Trucks/Ambulances	27,983.90	78,593.00	141,957.00	0.00	0.00	0.00
<a href="#">01-310-7405</a>	Machinery/Equipment	39,655.89	24,751.76	37,148.77	168,496.00	113,496.00	49,000.00
<a href="#">01-310-7406</a>	Office Equipment/Furniture	433.00	0.00	112.96	1,200.00	1,200.00	2,500.00
<a href="#">01-310-7504</a>	Computer Equipment	3,226.82	4,801.79	1,921.67	3,500.00	3,500.00	3,500.00
<a href="#">01-310-7505</a>	Computer Software	8,444.85	1,622.32	6,956.50	7,500.00	7,500.00	9,500.00
<a href="#">01-310-7600</a>	Depreciation	0.00	0.00	0.00	0.00	0.00	0.00
<a href="#">54-310-7403</a>	Motor Vehicles	0.00	587,667.00	0.00	0.00	0.00	0.00
<a href="#">54-310-7404</a>	Fire Trucks/Ambulances	36,992.00	0.00	0.00	0.00	0.00	0.00
<b>Category 740 Total:</b>		<b>148,752.56</b>	<b>697,435.87</b>	<b>188,096.90</b>	<b>180,696.00</b>	<b>125,696.00</b>	<b>64,500.00</b>
<b>Category: 800 - Transfers</b>							
<a href="#">01-310-8001</a>	Transfer to ERF	51,000.00	0.00	0.00	0.00	0.00	0.00
<a href="#">01-310-8002</a>	Transfer to CIP	0.00	25,000.00	0.00	0.00	0.00	0.00
<a href="#">01-310-8110</a>	Distribution to Other Agency	0.00	0.00	0.00	0.00	0.00	0.00
<b>Category 800 Total:</b>		<b>51,000.00</b>	<b>25,000.00</b>	<b>0.00</b>	<b>0.00</b>	<b>0.00</b>	<b>0.00</b>
<b>Category: 900 - Debt Service</b>							
<a href="#">01-310-9107</a>	Lease/Cert of Participation Payment	84,215.89	117,670.37	151,124.85	231,125.00	231,125.00	235,000.00
<b>Category 900 Total:</b>		<b>84,215.89</b>	<b>117,670.37</b>	<b>151,124.85</b>	<b>231,125.00</b>	<b>231,125.00</b>	<b>235,000.00</b>
<b>Department 310 Total:</b>		<b>2,511,492.28</b>	<b>2,938,826.20</b>	<b>2,360,158.63</b>	<b>2,755,844.00</b>	<b>2,600,844.00</b>	<b>2,620,996.00</b>

# POLICE DEPARTMENT

## Mission Statement

The mission of the Arkansas City Police Department is to serve and protect all members of society without regard to race or social standing by utilizing all resources necessary to prevent crime, apprehend offenders, recover property, provide needed auxiliary services and maintain social order through carefully prescribed ethical and constitutional restrictions.

All of this will be accomplished by remaining open and honest and working humbly and diligently with the City of Arkansas City, other agencies, the criminal justice system and the great citizens of Arkansas City in order to reach our ultimate goal of protecting and preserving life.

## Description

The police department budget provides police protection to all citizens and businesses through patrol services, investigations, dispatch, and drug task force operations.

Personnel (FTE)	
2012	38
2013	37.5
2014	31.875
2015	30
2016	31


## Source of Funds

This department is financed from the General Fund and supported by revenues from property taxes, other fees, special alcohol funds, and sales tax dollars.

% of Total Funds Expenses	
Dept. Expenditures	Total Expenditures
\$ 2,734,981	\$ 9,460,748
29%	

## Performance Measures

Sustain Plan Goals:



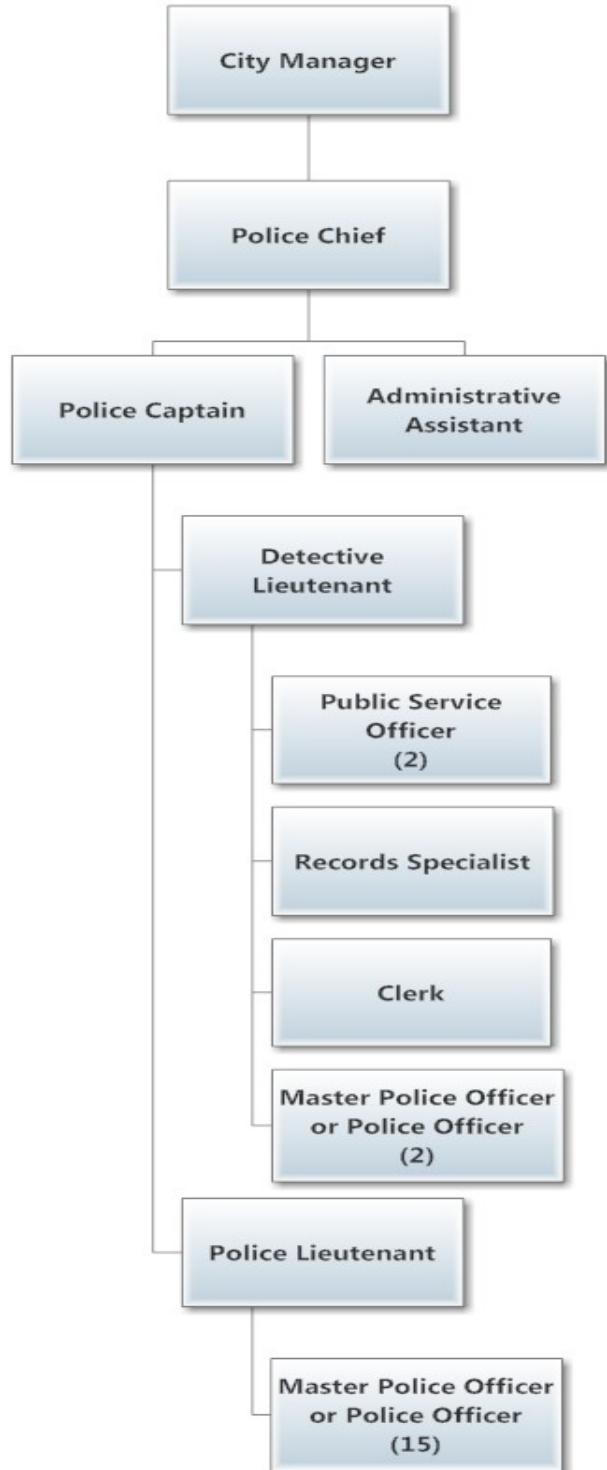
Provide a safe, low-crime community. Provide support for departments and city services that directly align with Arkansas City's strategic goals.

	Target	2011	2012	2013	2014
Property Crime Reduction (Theft, Burglary)	280	523	561	377	492
Accident Reduction	125	273	247	254	270
Reduce Sustained Complaints (Customer Service)	0	0	3	1	1
DUI Arrests	150	136	100	84	88

## 2016 Major Goals/Projects

- 1) Improve efforts to utilize DDACTS principles to reduce property crimes and accidents in high risk areas.
- 2) Focus on Dangerous Repeat Offenders to reduce violent crime rates.
- 3) Implement new technology to increase efficiency of officers.
- 4) Review, modify, implement and train on policies related to high risk/low frequency events to establish best practices and increase safety.
- 5) Collaborate with citizens to review strategic plans and continually improve the quality of life .

Police Department  
32 positions  
32 FTE



City of Arkansas City, Kansas

		2012 Actual	2013 Actual	2014 Actual	2015 Adopted Budget	2015 Working Budget	2016 Adopted Budget
<b>Department: 421 - Law Enforcement</b>							
<b>Category: 500 - Personnel Services</b>							
<a href="#">01-421-5100</a>	Full Time Salary	1,501,672.42	1,381,473.45	1,329,077.21	1,380,315.00	1,255,315.00	1,449,018.00
<a href="#">01-421-5101</a>	Part Time Salary	72,942.22	37,028.63	0.00	0.00	0.00	0.00
<a href="#">01-421-5102</a>	Overtime Salary	138,417.20	110,456.92	89,899.38	110,000.00	110,000.00	105,000.00
<a href="#">01-421-5103</a>	SS/Medi Taxes	125,664.40	111,942.64	103,795.48	115,000.00	115,000.00	118,883.00
<a href="#">01-421-5105</a>	Retirement	0.00	0.00	0.00	0.00	0.00	0.00
<a href="#">01-421-5106</a>	KPERS	27,711.81	21,339.10	11,572.40	12,295.00	12,295.00	12,710.00
<a href="#">01-421-5107</a>	KPF	225,594.76	220,873.03	245,305.98	259,860.00	259,860.00	260,082.00
<a href="#">01-421-5111</a>	Life Insurance	1,239.10	1,123.26	1,105.90	1,185.00	1,185.00	1,182.00
<a href="#">01-421-5112</a>	Medical/Dental Insurance	312,316.70	297,178.61	278,188.78	325,000.00	325,000.00	289,058.00
<a href="#">01-421-5113</a>	Unemployment Insurance	12,941.93	9,704.89	1,177.04	8,500.00	8,500.00	8,548.00
<a href="#">01-421-5114</a>	Workers Comp	33,517.40	31,088.83	26,902.96	28,250.00	28,250.00	32,000.00
<a href="#">01-421-5201</a>	Staffing Services	23,385.49	12,526.40	23,133.43	13,000.00	13,000.00	20,000.00
<a href="#">01-421-5202</a>	Employment Services	7,263.57	7,085.13	1,905.61	7,500.00	7,500.00	3,000.00
<a href="#">01-421-5203</a>	Travel/ Meals/ Lodging	13,622.50	14,346.26	6,511.02	12,000.00	12,000.00	9,000.00
<a href="#">01-421-5204</a>	Training/Seminars/Conferences	11,471.24	13,457.84	15,981.63	18,000.00	18,000.00	18,000.00
<a href="#">01-421-5205</a>	Dues/Memberships	3,706.50	1,011.50	825.00	1,500.00	1,500.00	1,000.00
<a href="#">01-421-5206</a>	Employee Appreciation	4,276.69	-669.35	0.00	0.00	0.00	0.00
<a href="#">01-421-5207</a>	Moving Expense	0.00	0.00	0.00	0.00	0.00	0.00
<a href="#">29-421-5204</a>	Training/Seminars/Conferences	990.00	0.00	0.00	0.00	0.00	0.00
<a href="#">36-421-5203</a>	Travel/ Meals/ Lodging	0.00	0.00	0.00	0.00	0.00	0.00
<a href="#">36-421-5204</a>	Training/Seminars/Conferences	0.00	0.00	0.00	0.00	0.00	0.00
<b>Category 500 Total:</b>		<b>2,516,733.93</b>	<b>2,269,967.14</b>	<b>2,135,381.82</b>	<b>2,292,405.00</b>	<b>2,167,405.00</b>	<b>2,327,481.00</b>
<b>Category: 600 - Contractual</b>							
<a href="#">01-421-6102</a>	Electricity	14,890.05	16,097.18	16,702.12	16,500.00	16,500.00	16,000.00
<a href="#">01-421-6103</a>	Natural Gas	1,261.86	3,463.66	3,282.11	3,500.00	3,500.00	3,500.00
<a href="#">01-421-6104</a>	Telephone	4,685.10	5,646.02	6,252.88	7,500.00	7,500.00	7,000.00
<a href="#">01-421-6105</a>	Other Utility Services	6,721.30	6,425.41	6,076.26	6,400.00	6,400.00	6,000.00
<a href="#">01-421-6213</a>	Translation Services	595.25	1,096.69	919.50	2,000.00	2,000.00	1,500.00
<a href="#">01-421-6214</a>	Other Professional Services	8,850.55	9,978.70	14,645.66	10,000.00	10,000.00	15,000.00
<a href="#">01-421-6215</a>	Other Insurances	0.00	18,418.47	19,260.25	18,500.00	18,500.00	19,000.00
<a href="#">01-421-6216</a>	Fidelity Bonds	555.56	424.59	-57.02	500.00	500.00	500.00
<a href="#">01-421-6217</a>	Contributions	165.00	0.00	375.00	0.00	0.00	400.00
<a href="#">01-421-6218</a>	Claims/Losses	500.00	0.00	114.81	2,000.00	2,000.00	500.00
<a href="#">01-421-6222</a>	Janitorial Services	11,690.00	5,761.12	4,932.45	6,000.00	6,000.00	5,000.00
<a href="#">01-421-6224</a>	Animal Control Expense	27,041.84	31,101.10	30,328.20	31,000.00	31,000.00	31,000.00
<a href="#">01-421-6301</a>	Advertising	4,681.18	2,105.97	1,516.61	2,300.00	2,300.00	1,000.00
<a href="#">01-421-6302</a>	Equip Rental/Maintenance Contract	8,061.15	7,454.36	7,164.49	1,049.00	1,049.00	1,200.00
<a href="#">01-421-6303</a>	License Fees	1,329.03	391.91	115.48	400.00	400.00	400.00
<a href="#">01-421-6304</a>	Printing	365.93	588.87	341.29	500.00	500.00	500.00
<a href="#">01-421-6306</a>	Other Rentals	0.00	0.00	0.00	0.00	0.00	0.00
<a href="#">01-421-6407</a>	Community Policing	0.00	0.00	0.00	0.00	0.00	0.00
<a href="#">29-421-6210</a>	Legal Services	0.00	0.00	1,402.64	0.00	0.00	0.00
<a href="#">29-421-6214</a>	Other Professional Services	0.00	0.00	0.00	0.00	0.00	0.00
<a href="#">29-421-6217</a>	Contributions	4,922.16	3,700.00	0.00	0.00	0.00	0.00
<a href="#">36-421-6214</a>	Other Professional Services	0.00	0.00	0.00	0.00	0.00	0.00

City of Arkansas City, Kansas

		2012 Actual	2013 Actual	2014 Actual	2015 Adopted Budget	2015 Working Budget	2016 Adopted Budget
<a href="#">36-421-6217</a>	Contributions	175.00	0.00	0.00	0.00	0.00	0.00
<a href="#">36-421-6301</a>	Advertising	0.00	0.00	0.00	0.00	0.00	0.00
<b>Category 600 Total:</b>		<b>96,490.96</b>	<b>112,654.05</b>	<b>113,372.73</b>	<b>108,149.00</b>	<b>108,149.00</b>	<b>108,500.00</b>
<b>Category: 710 - Commodities</b>							
<a href="#">01-421-7100</a>	Office Supplies/Publications	12,166.98	7,354.49	4,693.85	8,000.00	8,000.00	6,000.00
<a href="#">01-421-7101</a>	Other Supplies/Tools	19,954.72	15,149.70	17,018.17	15,000.00	15,000.00	15,000.00
<a href="#">01-421-7102</a>	Clothing/Uniforms	20,141.70	18,855.19	9,534.39	15,000.00	15,000.00	10,000.00
<a href="#">01-421-7103</a>	Food Supply	3,102.07	0.00	78.80	0.00	0.00	0.00
<a href="#">01-421-7104</a>	Prisoner Food	16,061.75	14,805.10	6,300.00	15,800.00	15,800.00	10,000.00
<a href="#">01-421-7105</a>	Prisoner Medical	2,082.14	1,089.78	412.22	2,500.00	2,500.00	5,000.00
<a href="#">01-421-7108</a>	Laboratory Tests/Evaluations	0.00	0.00	0.00	0.00	0.00	0.00
<a href="#">01-421-7110</a>	Postage/Shipping	2,335.11	763.75	1,240.45	500.00	500.00	1,000.00
<a href="#">01-421-7200</a>	Fuel/Oil	62,292.28	59,283.00	58,586.60	60,000.00	60,000.00	60,000.00
<a href="#">01-421-7201</a>	Equipment Repair/Parts/Maintena...	22,209.05	3,289.17	1,534.86	8,000.00	8,000.00	6,000.00
<a href="#">01-421-7202</a>	Motor Vehicle Repair/Parts	32,651.03	28,778.23	8,319.27	25,000.00	25,000.00	10,000.00
<a href="#">01-421-7204</a>	Building Materials/Repairs	15,489.50	10,102.78	5,409.09	10,000.00	10,000.00	10,000.00
<a href="#">01-421-7300</a>	Reimbursement	0.00	0.00	0.00	0.00	0.00	0.00
<a href="#">29-421-7101</a>	Other Supplies/Tools	3,592.03	0.00	0.00	0.00	0.00	0.00
<a href="#">29-421-7103</a>	Food Supply	444.14	0.00	0.00	0.00	0.00	0.00
<a href="#">29-421-7301</a>	Refunds	0.00	0.00	0.00	0.00	0.00	0.00
<a href="#">36-421-7100</a>	Office Supplies/Publications	0.00	0.00	0.00	0.00	0.00	0.00
<a href="#">36-421-7101</a>	Other Supplies/Tools	2,241.99	0.00	0.00	0.00	0.00	0.00
<a href="#">36-421-7102</a>	Clothing/Uniforms	594.00	0.00	0.00	0.00	0.00	0.00
<a href="#">36-421-7103</a>	Food Supply	1,499.44	0.00	0.00	0.00	0.00	0.00
<a href="#">36-421-7107</a>	Materials for Resale	0.00	0.00	0.00	0.00	0.00	0.00
<b>Category 710 Total:</b>		<b>216,857.93</b>	<b>159,471.19</b>	<b>113,127.70</b>	<b>159,800.00</b>	<b>159,800.00</b>	<b>133,000.00</b>
<b>Category: 740 - Capital Outlay</b>							
<a href="#">01-421-7402</a>	Capital Improvement	0.00	0.00	0.00	0.00	0.00	0.00
<a href="#">01-421-7403</a>	Motor Vehicles	11,995.00	77,190.00	42,695.00	72,000.00	72,000.00	72,000.00
<a href="#">01-421-7405</a>	Machinery/Equipment	9,913.07	19,280.00	15,446.46	20,000.00	20,000.00	17,000.00
<a href="#">01-421-7406</a>	Office Equipment/Furniture	1,468.10	2,084.48	0.00	0.00	0.00	0.00
<a href="#">01-421-7502</a>	Communication Equipment	7,208.05	779.50	797.20	9,000.00	9,000.00	10,000.00
<a href="#">01-421-7503</a>	Audio/Visual Equipment	2,977.72	18,492.00	19,457.81	14,000.00	14,000.00	10,000.00
<a href="#">01-421-7504</a>	Computer Equipment	23,082.42	21,165.46	12,504.74	10,000.00	10,000.00	12,000.00
<a href="#">01-421-7505</a>	Computer Software	29,700.86	29,909.89	31,530.04	35,000.00	35,000.00	45,000.00
<a href="#">01-421-7600</a>	Depreciation	0.00	0.00	0.00	0.00	0.00	0.00
<a href="#">29-421-7405</a>	Machinery/Equipment	0.00	0.00	0.00	0.00	0.00	0.00
<b>Category 740 Total:</b>		<b>86,345.22</b>	<b>168,901.33</b>	<b>122,431.25</b>	<b>160,000.00</b>	<b>160,000.00</b>	<b>166,000.00</b>
<b>Category: 800 - Transfers</b>							
<a href="#">01-421-8001</a>	Transfer to ERF	0.00	25,000.00	0.00	0.00	0.00	0.00
<a href="#">01-421-8002</a>	Transfer to CIP	0.00	0.00	0.00	0.00	0.00	0.00
<a href="#">01-421-8110</a>	Distribution to Other Agency	0.00	0.00	0.00	0.00	0.00	0.00
<a href="#">29-421-8000</a>	Transfer to Other Funds	773.41	0.00	0.00	0.00	0.00	0.00
<a href="#">36-421-8000</a>	Transfer to Other Fund	0.00	1,462.43	0.00	0.00	0.00	0.00
<b>Category 800 Total:</b>		<b>773.41</b>	<b>26,462.43</b>	<b>0.00</b>	<b>0.00</b>	<b>0.00</b>	<b>0.00</b>
<b>Department 421 Total:</b>		<b>2,917,201.45</b>	<b>2,737,456.14</b>	<b>2,484,313.50</b>	<b>2,720,354.00</b>	<b>2,595,354.00</b>	<b>2,734,981.00</b>

# PARKS AND FACILITIES DIVISION

## Mission Statement

*The City of Arkansas City Parks and Facilities Department works to provide a quality park and facility system that is available and accessible to all citizens . The department works with one advisory board to help create a more prosperous community as well as community facilities serving children and senior citizens.*

## Description

The Park and Facilities budget represents the expenses for the maintenance and improvement of public lands and facilities. The City currently maintains and operates several parks, fishing and recreational ponds, cemeteries, hike and bike trails, and departmental facilities. This division includes a director, maintenance workers, sexton, electrician, senior services and youth programming staff.

Personnel (FTE)	
2012	10.5
2013	11.5
2014	15.5
2015	15
2016	15

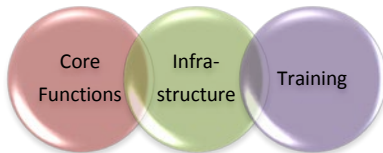
## Source of Funds

This Department is financed from the General Fund and supported by revenues from property taxes, user fees, motor vehicle taxes, franchise fees, liquor taxes, municipal court fines and fees and enterprise fund transfers.

% of Total Funds Expenses	
Dept. Expenditures	Total GF Expenditures
\$ 1,508,511	\$ 9,460,748
16%	

## Performance Measures

Sustain Plan Goals:



Provide a quality park and facility system in conjunction with providing support for departments and city services that directly align with Arkansas City's strategic goals.

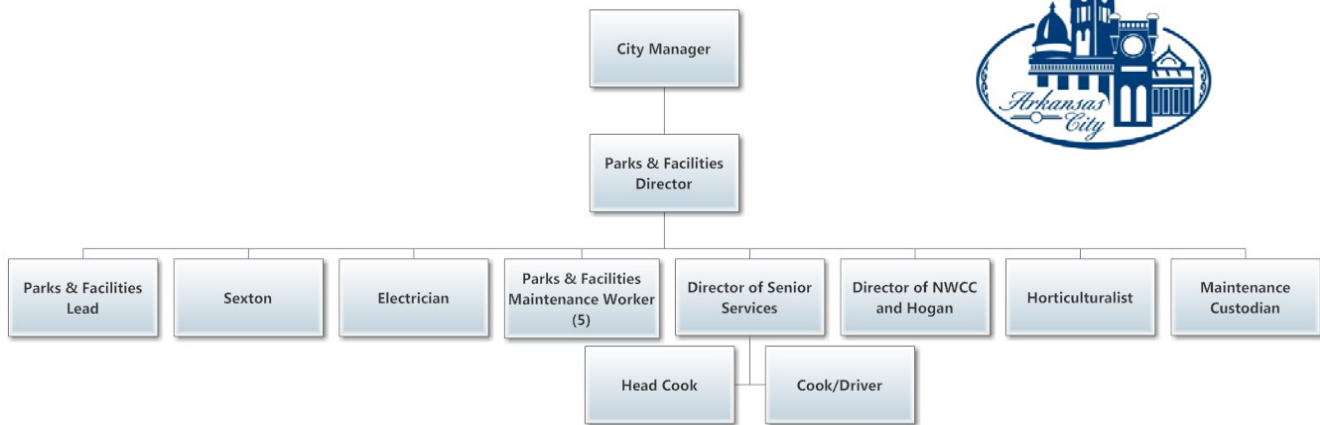
	Target	2011	2012	2013	2014
<b>Parks</b>					
General grounds maintenance. i.e. banners, flags,	250	333.75	225	220	278
Mowing, weedeating, edging parks and public	145	132.25	134	133.25	131
Set-up for events. (DAYS)	48	34	35	35	43
<b>Facilities</b>					
Electrical and plumbing issues. (DAYS)	100	79.5	75	72	56
<b>Cemetery</b>					
Grave openings and closings. (QTY)	50	65	53	40	53
Headstone setting. (QTY)	50	46	42	16	32
Lot sales. (QTY)		25	28	22	27
Mowing and weedeating during the season. (DAYS)	170	158.5	158	156	160
<b>Northwest Community Center</b>					
Keep building clean for reservations (DAYS)	200	151	130	135	193



## 2016 Major Goals/Projects

- 1) Finish phase 3 of the city hall remodel.
- 2) Shape the banks at Knebler Pond for better access around the ponds.
- 3) Have the final section of the Cemetery road done before Memorial Day.
- 4) Do some painting and install FRP panel in the kitchen at the Senior Center.

Parks & Facilities Division  
15 positions  
15 FTE



City of Arkansas City, Kansas

		2012 Actual	2013 Actual	2014 Actual	2015 Adopted Budget	2015 Working Budget	2016 Adopted Budget
<b>Fund: 01 - GENERAL FUND</b>							
<b>Department: 530 - Park &amp; Facilities</b>							
<b>Category: 500 - Personnel Services</b>							
<a href="#">01-530-5100</a>	Full Time Salary	218,354.68	229,002.48	258,230.30	286,000.00	286,000.00	319,581.00
<a href="#">01-530-5101</a>	Part Time Salary	0.00	13,032.53	0.00	0.00	0.00	0.00
<a href="#">01-530-5102</a>	Overtime Salary	3,150.02	5,064.11	3,883.94	4,000.00	4,000.00	2,500.00
<a href="#">01-530-5103</a>	SS/Medi Taxes	15,755.59	17,549.13	18,769.24	22,630.00	22,630.00	25,199.00
<a href="#">01-530-5105</a>	Retirement	0.00	0.00	0.00	7,312.00	7,312.00	7,312.00
<a href="#">01-530-5106</a>	KPERS	17,246.67	21,676.52	25,464.60	30,558.00	30,558.00	33,533.00
<a href="#">01-530-5111</a>	Life Insurance	236.25	247.83	281.91	315.00	315.00	350.00
<a href="#">01-530-5112</a>	Medical/Dental Insurance	84,777.74	88,939.74	79,579.07	95,892.00	95,892.00	94,739.00
<a href="#">01-530-5113</a>	Unemployment Insurance	1,217.96	1,358.09	1,441.55	1,625.00	1,625.00	1,812.00
<a href="#">01-530-5114</a>	Workers Comp	7,422.07	5,357.75	6,715.45	7,050.00	7,050.00	7,000.00
<a href="#">01-530-5201</a>	Staffing Services	17,493.25	16,691.11	22,845.17	20,000.00	20,000.00	22,000.00
<a href="#">01-530-5202</a>	Employment Services	1,154.86	2,505.96	1,496.03	1,000.00	1,000.00	1,200.00
<a href="#">01-530-5203</a>	Travel/ Meals/ Lodging	235.28	0.00	0.00	800.00	800.00	800.00
<a href="#">01-530-5204</a>	Training/Seminars/Conferences	1,579.28	10.00	0.00	2,000.00	2,000.00	2,000.00
<a href="#">01-530-5205</a>	Dues/Memberships	0.00	0.00	0.00	0.00	0.00	0.00
<a href="#">01-530-5206</a>	Employee Appreciation	523.46	0.00	0.00	0.00	0.00	0.00
<a href="#">01-530-5503</a>	Staffing Services	0.00	0.00	0.00	0.00	0.00	0.00
<b>Category: 600 - Contractual</b>							
<a href="#">01-530-6102</a>	Electricity	13,762.51	26,509.94	48,169.65	20,000.00	20,000.00	25,000.00
<a href="#">01-530-6103</a>	Natural Gas	2,329.29	17,736.41	13,832.53	18,000.00	18,000.00	15,000.00
<a href="#">01-530-6104</a>	Telephone	575.88	1,090.21	1,217.98	1,100.00	1,100.00	1,200.00
<a href="#">01-530-6105</a>	Other Utility Services	1,406.55	1,224.50	1,282.81	1,250.00	1,250.00	1,250.00
<a href="#">01-530-6212</a>	Payments to Contractors	225.92	218.48	414.70	1,500.00	1,500.00	1,500.00
<a href="#">01-530-6213</a>	Translation Services	0.00	0.00	0.00	0.00	0.00	0.00
<a href="#">01-530-6214</a>	Other Professional Services	4,852.39	6,303.01	404.99	6,000.00	6,000.00	6,000.00
<a href="#">01-530-6215</a>	Other Insurances	0.00	15,915.84	20,359.77	19,700.00	19,700.00	20,000.00
<a href="#">01-530-6218</a>	Claims/Losses	541.17	0.00	888.51	1,000.00	1,000.00	1,000.00
<a href="#">01-530-6222</a>	Janitorial Services	0.00	1,047.17	1,579.81	2,000.00	2,000.00	1,000.00
<a href="#">01-530-6301</a>	Advertising	618.80	969.54	616.72	500.00	500.00	500.00
<a href="#">01-530-6302</a>	Equip Rental/Maintenance Contract	35.64	2,429.72	2,789.84	3,000.00	3,000.00	3,500.00
<a href="#">01-530-6303</a>	License Fees	52.28	65.47	120.73	65.00	65.00	75.00
<b>Category: 710 - Commodities</b>							
<a href="#">01-530-7100</a>	Office Supplies/Publications	470.85	0.00	223.00	300.00	300.00	300.00
<a href="#">01-530-7101</a>	Other Supplies/Tools	23,902.01	35,836.66	32,522.36	33,000.00	33,000.00	34,000.00
<a href="#">01-530-7102</a>	Clothing/Uniforms	6,535.53	5,377.22	6,403.04	7,000.00	7,000.00	7,500.00
<a href="#">01-530-7103</a>	Food Supply	658.44	45.99	0.00	0.00	0.00	0.00
<a href="#">01-530-7106</a>	Chemicals	7,877.58	12,970.10	11,270.55	15,000.00	15,000.00	15,000.00
<a href="#">01-530-7110</a>	Postage/Shipping	105.17	21.94	49.66	50.00	50.00	50.00
<a href="#">01-530-7200</a>	Fuel/Oil	24,276.89	22,698.69	20,711.87	25,000.00	25,000.00	25,000.00
<a href="#">01-530-7201</a>	Equipment Repair/Parts/Maintena...	11,142.41	8,435.31	8,206.84	13,500.00	13,500.00	105,500.00
<a href="#">01-530-7202</a>	Motor Vehicle Repair/Parts	10,835.70	5,661.04	4,724.40	6,500.00	6,500.00	6,500.00
<a href="#">01-530-7203</a>	Motor Vehicle Maint/Supplies	0.00	0.00	0.00	0.00	0.00	0.00
<a href="#">01-530-7204</a>	Building Materials/Repairs	8,933.74	31,027.77	18,692.56	30,000.00	30,000.00	130,000.00
<a href="#">01-530-7205</a>	Street/Sidewalk Materials	5,139.42	153.87	4,450.16	8,000.00	8,000.00	8,000.00
<a href="#">01-530-7306</a>	Insurance Repair/Replacement	1,972.18	0.00	0.00	0.00	0.00	0.00

		2012 Actual	2013 Actual	2014 Actual	2015 Adopted Budget	2015 Working Budget	2016 Adopted Budget
<b>Category: 740 - Capital Outlay</b>							
<a href="#">01-530-7400</a>	Buildings	0.00	38,742.08	209.32	0.00	0.00	0.00
<a href="#">01-530-7403</a>	Motor Vehicles	20,142.00	19,080.00	24,385.00	35,000.00	35,000.00	25,000.00
<a href="#">01-530-7405</a>	Machinery/Equipment	0.00	25,580.00	0.00	24,000.00	24,000.00	0.00
<a href="#">01-530-7504</a>	Computer Equipment	688.00	715.00	431.62	1,200.00	1,200.00	1,200.00
<a href="#">01-530-7505</a>	Computer Software	887.85	207.84	0.00	500.00	500.00	500.00
<a href="#">01-530-7600</a>	Depreciation	0.00	0.00	0.00	0.00	0.00	0.00
<b>Category: 800 - Transfers</b>							
<a href="#">01-530-8001</a>	Transfer to ERF	30,000.00	0.00	0.00	0.00	0.00	0.00
<a href="#">01-530-8002</a>	Transfer to CIP	0.00	100,000.00	0.00	0.00	0.00	0.00
<b>Department 530 Total:</b>		<b>547,115.31</b>	<b>781,499.05</b>	<b>642,665.68</b>	<b>752,347.00</b>	<b>752,347.00</b>	<b>952,601.00</b>
<b>Department: 532 - Paris Park Pool</b>							
<b>Category: 500 - Personnel Services</b>							
<a href="#">01-532-5204</a>	Training/Seminars/Conferences	0.00	0.00	0.00	0.00	0.00	0.00
<a href="#">01-532-5205</a>	Dues/Memberships	0.00	0.00	0.00	0.00	0.00	0.00
<b>Category: 600 - Contractual</b>							
<a href="#">01-532-6102</a>	Electricity	9,519.61	9,462.64	9,807.93	10,000.00	10,000.00	10,500.00
<a href="#">01-532-6104</a>	Telephone	63.08	435.89	151.28	100.00	100.00	160.00
<a href="#">01-532-6214</a>	Other Professional Services	40,750.61	38,902.00	39,052.00	43,000.00	43,000.00	40,000.00
<a href="#">01-532-6302</a>	Equipment Rental	0.00	895.00	0.00	0.00	0.00	0.00
<a href="#">01-532-6306</a>	Other Rentals	0.00	0.00	0.00	0.00	0.00	0.00
<b>Category: 710 - Commodities</b>							
<a href="#">01-532-7101</a>	Other Supplies/Tools	2,952.28	3,602.24	872.56	3,500.00	3,500.00	3,500.00
<a href="#">01-532-7106</a>	Chemicals	10,746.00	11,778.09	7,088.25	12,000.00	12,000.00	12,500.00
<a href="#">01-532-7110</a>	Postage/Shipping	0.00	0.00	0.00	0.00	0.00	0.00
<a href="#">01-532-7201</a>	Equipment Repair/Parts/Maintena...	1,586.10	436.75	73.86	2,500.00	2,500.00	2,500.00
<a href="#">01-532-7204</a>	Building Materials/Repairs	5,717.52	853.80	10,423.05	8,000.00	8,000.00	10,000.00
<a href="#">01-532-7205</a>	Street/Sidewalk Materials	0.00	0.00	0.00	0.00	0.00	0.00
<b>Category: 740 - Capital Outlay</b>							
<a href="#">01-532-7405</a>	Machinery/Equipment	0.00	0.00	2,875.00	6,000.00	6,000.00	5,000.00
<b>Department 532 Total:</b>		<b>71,335.20</b>	<b>66,366.41</b>	<b>70,343.93</b>	<b>85,100.00</b>	<b>85,100.00</b>	<b>84,160.00</b>
<b>Department: 533 - Riverview Cemetery</b>							
<b>Category: 500 - Personnel Services</b>							
<a href="#">01-533-5100</a>	Full Time Salary	74,457.50	49,326.99	58,883.55	58,082.00	58,082.00	64,258.00
<a href="#">01-533-5101</a>	Part Time Salary	12,943.75	0.00	0.00	0.00	0.00	0.00
<a href="#">01-533-5102</a>	Overtime Salary	2,707.85	348.97	1,032.96	2,500.00	2,500.00	2,500.00
<a href="#">01-533-5103</a>	SS/Medi Taxes	6,533.79	3,403.70	4,297.34	4,635.00	4,635.00	5,107.00
<a href="#">01-533-5105</a>	Retirement	0.00	0.00	0.00	0.00	0.00	0.00
<a href="#">01-533-5106</a>	KPERS	6,479.45	4,316.81	5,746.79	6,258.00	6,258.00	6,796.00
<a href="#">01-533-5111</a>	Life Insurance	66.15	64.86	70.67	76.00	76.00	76.00
<a href="#">01-533-5112</a>	Medical/Dental Insurance	22,152.88	13,835.33	16,878.86	15,293.00	15,293.00	25,788.00
<a href="#">01-533-5113</a>	Unemployment Insurance	495.65	274.12	329.56	334.00	334.00	368.00
<a href="#">01-533-5114</a>	Workers Comp	4,081.52	3,641.19	2,549.07	2,678.00	2,678.00	3,100.00
<a href="#">01-533-5201</a>	Staffing Services	26.60	458.50	0.00	0.00	0.00	0.00
<a href="#">01-533-5202</a>	Employment Services	378.48	517.70	99.75	100.00	100.00	150.00
<a href="#">01-533-5203</a>	Travel/ Meals/ Lodging	0.00	0.00	0.00	150.00	150.00	200.00
<a href="#">01-533-5204</a>	Training/Seminars/Conferences	218.53	0.00	0.00	300.00	300.00	500.00
<a href="#">01-533-5205</a>	Dues/Memberships	0.00	0.00	0.00	0.00	0.00	0.00
<a href="#">01-533-5206</a>	Employee Appreciation	249.97	0.00	0.00	0.00	0.00	0.00

		2012 Actual	2013 Actual	2014 Actual	2015 Adopted Budget	2015 Working Budget	2016 Adopted Budget
<b>Category: 600 - Contractual</b>							
<a href="#">01-533-6102</a>	Electricity	4,365.00	4,381.12	4,858.32	4,500.00	4,500.00	4,600.00
<a href="#">01-533-6103</a>	Natural Gas	3,461.06	6,425.65	5,092.53	7,000.00	7,000.00	7,000.00
<a href="#">01-533-6104</a>	Telephone	375.06	436.09	482.94	400.00	400.00	500.00
<a href="#">01-533-6105</a>	Other Utility Services	959.40	959.40	1,076.03	1,000.00	1,000.00	1,100.00
<a href="#">01-533-6213</a>	Translation Services	0.00	0.00	0.00	0.00	0.00	0.00
<a href="#">01-533-6214</a>	Other Professional Services	961.04	340.00	198.00	950.00	950.00	700.00
<a href="#">01-533-6215</a>	Other Insurances	0.00	2,821.81	3,359.72	3,500.00	3,500.00	3,500.00
<a href="#">01-533-6218</a>	Claims/Losses	0.00	0.00	0.00	0.00	0.00	0.00
<a href="#">01-533-6301</a>	Advertising	93.36	199.56	222.32	250.00	250.00	250.00
<a href="#">01-533-6302</a>	Equip Rental/Maintenance Contract	0.00	135.95	88.00	350.00	350.00	300.00
<a href="#">01-533-6303</a>	License Fees	0.00	54.73	13.00	0.00	0.00	0.00
<b>Category: 710 - Commodities</b>							
<a href="#">01-533-7100</a>	Office Supplies/Publications	113.78	351.76	305.20	150.00	150.00	300.00
<a href="#">01-533-7101</a>	Other Supplies/Tools	7,868.50	6,564.02	5,214.50	5,000.00	5,000.00	5,500.00
<a href="#">01-533-7102</a>	Clothing/Uniforms	1,119.61	771.20	1,422.86	1,000.00	1,000.00	1,500.00
<a href="#">01-533-7103</a>	Food Supply	513.35	17.85	0.00	0.00	0.00	0.00
<a href="#">01-533-7110</a>	Postage/Shipping	0.94	0.00	0.00	100.00	100.00	100.00
<a href="#">01-533-7200</a>	Fuel/Oil	7,327.27	2,079.38	3,314.92	3,500.00	3,500.00	3,700.00
<a href="#">01-533-7201</a>	Equipment Repair/Parts/Maintena...	5,532.36	4,176.92	6,786.02	5,000.00	5,000.00	7,000.00
<a href="#">01-533-7202</a>	Motor Vehicle Repair/Parts	1,158.28	1,558.24	701.97	1,500.00	1,500.00	3,000.00
<a href="#">01-533-7204</a>	Building Materials/Repairs	1,819.10	137.62	2,205.69	6,000.00	6,000.00	6,000.00
<a href="#">01-533-7205</a>	Street/Sidewalk Materials	192.99	11,044.73	10,000.00	10,000.00	10,000.00	11,000.00
<a href="#">01-533-7301</a>	Refunds	0.00	936.00	330.00	0.00	0.00	0.00
<a href="#">01-533-7306</a>	Insurance Repair/Replacement	16,800.00	0.00	0.00	0.00	0.00	0.00
<b>Category: 740 - Capital Outlay</b>							
<a href="#">01-533-7405</a>	Machinery/Equipment	5,220.00	0.00	0.00	25,000.00	25,000.00	0.00
<a href="#">01-533-7504</a>	Computer Equipment	956.52	933.00	0.00	800.00	800.00	1,200.00
<a href="#">01-533-7505</a>	Computer Software	0.00	587.85	0.00	600.00	600.00	600.00
<a href="#">01-533-7600</a>	Depreciation	0.00	0.00	0.00	0.00	0.00	0.00
<b>Category: 800 - Transfers</b>							
<a href="#">01-533-8001</a>	Transfer to ERF	14,780.00	0.00	0.00	0.00	0.00	0.00
<b>Department 533 Total:</b>		<b>204,409.74</b>	<b>121,101.05</b>	<b>135,560.57</b>	<b>167,006.00</b>	<b>167,006.00</b>	<b>166,693.00</b>
<b>Department: 770 - Northwest Community Center</b>							
<b>Category: 500 - Personnel Services</b>							
<a href="#">01-770-5100</a>	Full Time Salary	31,873.54	32,221.04	32,084.11	32,400.00	32,400.00	33,835.00
<a href="#">01-770-5101</a>	Part Time Salary	0.00	0.00	0.00	0.00	0.00	0.00
<a href="#">01-770-5102</a>	Overtime Salary	0.00	33.70	45.12	0.00	0.00	0.00
<a href="#">01-770-5103</a>	SS/Medi Taxes	2,363.34	2,391.55	2,382.86	2,479.00	2,479.00	2,589.00
<a href="#">01-770-5106</a>	KPERS	2,591.12	2,797.06	3,124.01	3,347.00	3,347.00	3,445.00
<a href="#">01-770-5111</a>	Life Insurance	37.80	37.80	37.80	38.00	38.00	38.00
<a href="#">01-770-5112</a>	Medical/Dental Insurance	4,368.02	4,264.54	4,142.74	4,355.00	4,355.00	3,857.00
<a href="#">01-770-5113</a>	Unemployment Insurance	175.36	177.45	176.74	179.00	179.00	187.00
<a href="#">01-770-5114</a>	Workers Comp	240.00	52.02	0.00	504.00	504.00	0.00
<a href="#">01-770-5204</a>	Training/Seminars/Conferences	218.53	0.00	0.00	0.00	0.00	0.00
<b>Category: 600 - Contractual</b>							
<a href="#">01-770-6102</a>	Electricity	3,846.86	4,023.72	4,135.98	4,000.00	4,000.00	4,200.00
<a href="#">01-770-6103</a>	Natural Gas	1,495.09	2,406.54	2,103.41	2,500.00	2,500.00	2,500.00

City of Arkansas City, Kansas

		2012 Actual	2013 Actual	2014 Actual	2015 Adopted Budget	2015 Working Budget	2016 Adopted Budget
<a href="#">01-770-6104</a>	Telephone	498.19	436.09	482.94	500.00	500.00	500.00
<a href="#">01-770-6105</a>	Other Utility Services	843.75	659.45	948.25	1,200.00	1,200.00	1,200.00
<a href="#">01-770-6214</a>	Other Professional Services	9,915.54	9,100.00	0.00	0.00	0.00	0.00
<a href="#">01-770-6301</a>	Advertising	0.00	0.00	145.80	350.00	350.00	250.00
<b>Category: 710 - Commodities</b>							
<a href="#">01-770-7100</a>	Office Supplies/Publications	219.96	135.28	120.79	75.00	75.00	100.00
<a href="#">01-770-7101</a>	Other Supplies/Tools	473.09	1,215.11	3,601.87	800.00	800.00	1,500.00
<a href="#">01-770-7103</a>	Food Supply	255.80	14.68	0.00	2,500.00	2,500.00	1,500.00
<a href="#">01-770-7110</a>	Postage/Shipping	16.38	0.00	0.00	0.00	0.00	0.00
<a href="#">01-770-7201</a>	Equipment Repair/Parts/Maintena...	129.08	2,599.48	60.50	350.00	350.00	500.00
<a href="#">01-770-7204</a>	Building Materials/Repairs	4,690.50	2,778.11	18,539.55	2,500.00	2,500.00	30,000.00
<a href="#">01-770-7301</a>	Refunds	1,440.00	1,574.00	1,335.00	0.00	0.00	1,000.00
<b>Category: 740 - Capital Outlay</b>							
<a href="#">01-770-7405</a>	Machinery/Equipment	0.00	0.00	2,250.86	1,000.00	1,000.00	1,200.00
<a href="#">01-770-7406</a>	Office Equipment/Furniture	0.00	0.00	0.00	0.00	0.00	0.00
<a href="#">01-770-7504</a>	Computer Equipment	489.00	1,291.57	318.96	1,000.00	1,000.00	1,200.00
<b>Department 770 Total:</b>		<b>66,180.95</b>	<b>68,209.19</b>	<b>76,037.29</b>	<b>60,077.00</b>	<b>60,077.00</b>	<b>89,601.00</b>
<b>Department: 774 - Senior Center</b>							
<b>Category: 500 - Personnel Services</b>							
<a href="#">01-774-5100</a>	Full Time Salary	46,412.67	43,125.49	76,422.39	87,826.00	87,826.00	90,160.00
<a href="#">01-774-5101</a>	Part Time Salary	51,016.29	24,269.79	0.00	0.00	0.00	0.00
<a href="#">01-774-5102</a>	Overtime Salary	36.40	103.95	146.30	100.00	100.00	3,000.00
<a href="#">01-774-5103</a>	SS/Medi Taxes	7,285.12	4,803.21	5,496.59	6,726.00	6,726.00	6,905.00
<a href="#">01-774-5105</a>	Retirement	0.00	0.00	0.00	0.00	0.00	0.00
<a href="#">01-774-5106</a>	KPERS	6,415.30	5,858.75	7,444.29	9,083.00	9,083.00	9,189.00
<a href="#">01-774-5111</a>	Life Insurance	35.64	46.13	50.26	126.00	126.00	114.00
<a href="#">01-774-5112</a>	Medical/Dental Insurance	9,712.37	16,356.19	16,954.26	30,000.00	30,000.00	25,392.00
<a href="#">01-774-5113</a>	Unemployment Insurance	536.10	479.31	421.11	484.00	484.00	496.00
<a href="#">01-774-5114</a>	Workers Comp	679.99	1,248.41	601.92	632.00	632.00	2,000.00
<a href="#">01-774-5201</a>	Staffing Services	20,954.91	26,949.10	31,418.80	20,000.00	20,000.00	20,000.00
<a href="#">01-774-5202</a>	Employment Services	1,105.74	527.88	380.11	580.00	580.00	500.00
<a href="#">01-774-5203</a>	Travel/ Meals/ Lodging	1,803.08	0.00	0.00	500.00	500.00	500.00
<a href="#">01-774-5204</a>	Training/Seminars/Conferences	218.53	0.00	0.00	1,000.00	1,000.00	1,000.00
<a href="#">01-774-5205</a>	Dues/Memberships	165.00	0.00	205.00	0.00	0.00	0.00
<b>Category: 600 - Contractual</b>							
<a href="#">01-774-6102</a>	Electricity	12,375.86	12,028.68	13,086.04	12,250.00	12,250.00	13,000.00
<a href="#">01-774-6103</a>	Natural Gas	2,384.72	3,557.42	3,357.15	4,000.00	4,000.00	4,200.00
<a href="#">01-774-6104</a>	Telephone	1,224.90	1,637.02	1,720.76	1,800.00	1,800.00	1,800.00
<a href="#">01-774-6214</a>	Other Professional Services	7,547.54	2,997.57	3,051.21	3,000.00	3,000.00	3,200.00
<a href="#">01-774-6215</a>	Other Insurances	0.00	2,884.22	3,879.13	3,650.00	3,650.00	4,000.00
<a href="#">01-774-6217</a>	Contributions	50.00	0.00	0.00	0.00	0.00	0.00
<a href="#">01-774-6301</a>	Advertising	2,042.35	1,002.71	1,854.51	2,000.00	2,000.00	2,200.00
<b>Category: 710 - Commodities</b>							
<a href="#">01-774-7100</a>	Office Supplies/Publications	574.49	1,018.33	1,214.61	675.00	675.00	1,500.00
<a href="#">01-774-7101</a>	Other Supplies/Tools	18,752.43	7,969.40	8,361.59	12,000.00	12,000.00	12,000.00
<a href="#">01-774-7103</a>	Food Supply	2,646.65	2,215.27	2,197.99	2,500.00	2,500.00	2,700.00
<a href="#">01-774-7110</a>	Postage/Shipping	97.17	27.00	0.00	50.00	50.00	50.00
<a href="#">01-774-7200</a>	Fuel/Oil	1,682.77	1,089.00	1,217.03	1,200.00	1,200.00	1,350.00

City of Arkansas City, Kansas

		2012 Actual	2013 Actual	2014 Actual	2015 Adopted Budget	2015 Working Budget	2016 Adopted Budget
<a href="#">01-774-7201</a>	Equipment Repair/Parts/Maintena...	1,933.08	2,772.94	0.00	1,250.00	1,250.00	2,500.00
<a href="#">01-774-7202</a>	Motor Vehicle Repair/Parts	0.00	442.93	400.13	1,000.00	1,000.00	1,500.00
<a href="#">01-774-7203</a>	Motor Vehicle Maint/Supplies	0.00	0.00	0.00	0.00	0.00	0.00
<a href="#">01-774-7204</a>	Building Materials/Repairs	1,986.52	1,913.82	2,976.25	3,000.00	3,000.00	5,000.00
<a href="#">01-774-7301</a>	Refunds	275.00	0.00	0.00	0.00	0.00	0.00
<b>Category: 740 - Capital Outlay</b>							
<a href="#">01-774-7504</a>	Computer Equipment	0.00	0.00	1,017.47	1,200.00	1,200.00	1,200.00
<b>Department 774 Total:</b>		<b>199,950.62</b>	<b>165,324.52</b>	<b>183,874.90</b>	<b>206,632.00</b>	<b>206,632.00</b>	<b>215,456.00</b>
<b>Fund 01 Total:</b>		<b>1,088,991.82</b>	<b>1,202,500.22</b>	<b>1,108,482.37</b>	<b>1,271,162.00</b>	<b>1,271,162.00</b>	<b>1,508,511.00</b>
<b>Fund: 20 - SPECIAL RECREATION FUND</b>							
<b>Department: 530 - Park &amp; Facilities</b>							
<b>Category: 710 - Commodities</b>							
<a href="#">20-530-7101</a>	Other Supplies/Tools	7,900.00	11,961.46	2,900.00	20,000.00	20,000.00	5,000.00
<b>Category: 740 - Capital Outlay</b>							
<a href="#">20-530-7405</a>	Machinery/Equipment	0.00	0.00	0.00	0.00	0.00	22,224.00
<b>Department 530 Total:</b>		<b>7,900.00</b>	<b>11,961.46</b>	<b>2,900.00</b>	<b>20,000.00</b>	<b>20,000.00</b>	<b>27,224.00</b>
<b>Fund 20 Total:</b>		<b>7,900.00</b>	<b>11,961.46</b>	<b>2,900.00</b>	<b>20,000.00</b>	<b>20,000.00</b>	<b>27,224.00</b>
<b>Report Total:</b>		<b>1,096,891.82</b>	<b>1,214,461.68</b>	<b>1,111,382.37</b>	<b>1,291,162.00</b>	<b>1,291,162.00</b>	<b>1,535,735.00</b>

# PUBLIC WORKS DEPARTMENT

## Mission Statement

*The City of Arkansas City Public Works Department provides a quality environment for residents and businesses and ensures that the City's roadways, streets and bridge, levee, water, wastewater and sanitation infrastructure are safe, clean, and efficient through the use of planning, engineering, emergency management processes, and graphic information systems.*

## Description

The Public Works department is composed of three divisions, Public Services, Neighborhood Services, and Environmental Services. It is the largest department in the organization and works broadly with all departments. All divisions use the assistance of fleet management, asset management, graphic information systems, emergency management and engineering through the public works administration located at City Hall.

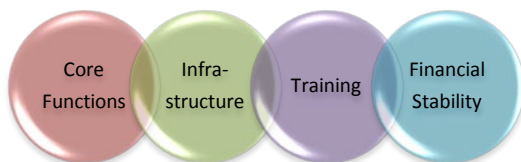
Personnel (FTE)	
2012	47
2013	49.25
2014	48.75
2015	46.75
2016	48.75

## Source of Funds

This Department is financed primarily from the revenues within the enterprise funds of water, sewer, sanitation, and stormwater. This department supports many operations across the City.

## Performance Measures

Sustain Plan Goals:



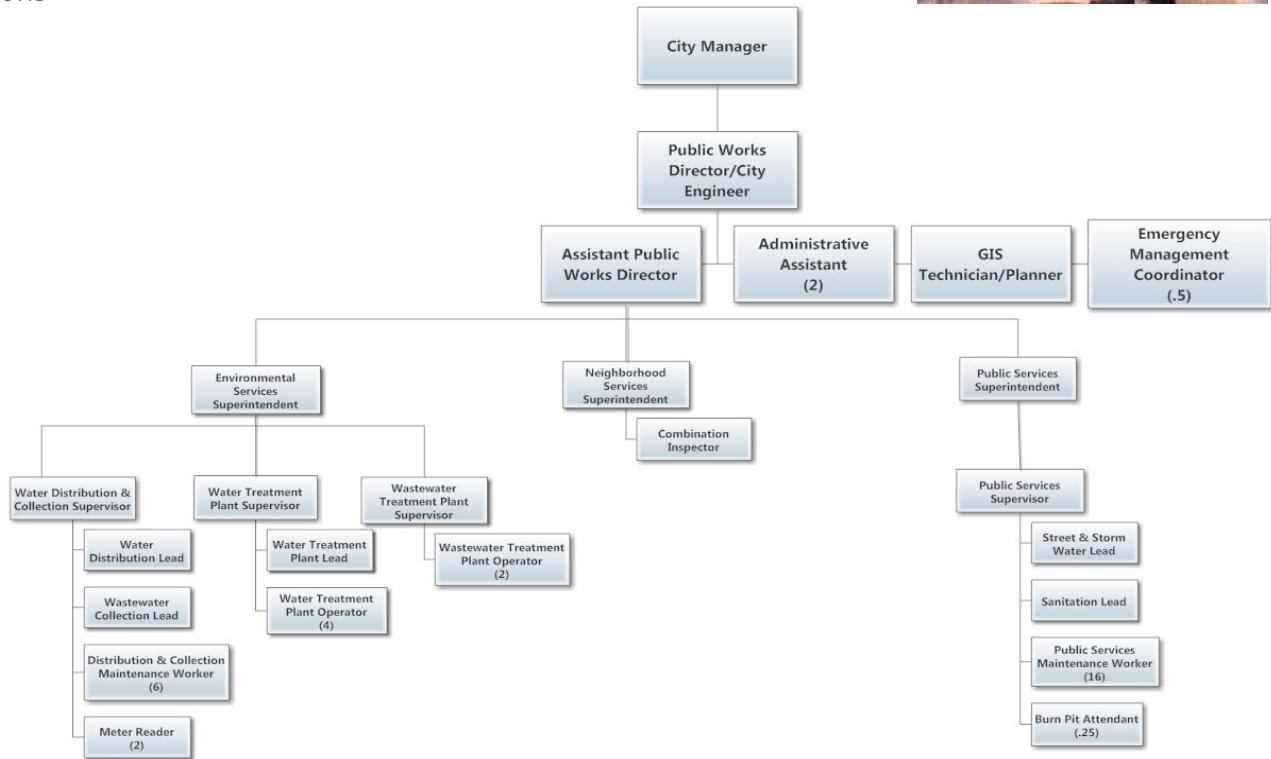
Provide a quality environment for residents and businesses. Provide support for departments and city services that directly align with Arkansas City's stratgic goals.

## 2016 Major Goals

- 1) Substantially complete construction of the Water Treatment Plant Project.
- 2) Complete construction of the Skyline Rd/61st Rd Construction Project.
- 3) Complete the Phase 3 Water Meter Replacement Project.
- 4) Complete construction of the Summit Street Road Construction Project.
- 5) Complete construction of the Well Number 8 Off-Set and Drill Project.

# 2015 Organizational Chart

Public Works Department  
 49 Positions  
 48.75 FTE





# PUBLIC SERVICES DIVISION

## Mission Statement

*The City of Arkansas City Public Services Division is to ensure that the City of Arkansas City continues to thrive by progressively providing efficient and quality waste management , stormwater, and street services.*

## Description

The Public Services Department works to maintain city streets and stormwater conveyance for the City. Public Services also implements the waste management and collection division. Waste management is provided weekly and yard waste and recycling services are available by drop-off.

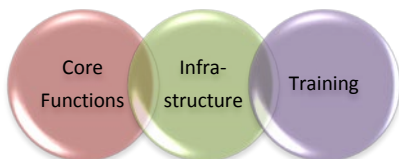
Personnel (FTE)	
2012	20.25
2013	20.25
2014	18.25
2015	18.25
2016	20.25

## Source of Funds

This Department is financed from the Special Highway, Sanitation, Stormwater and General funds.

## Performance Measures

Sustain Plan Goals:



Provide efficient and quality waste management, stormwater, and street services to our citizens. Provide support for departments and city services that directly align with Arkansas City's strategic goals.

	Target	2011	2012	2013	2014
<b>Sanitation Division:</b>	N/A				
Residential Stops	N/A	222,352	224,952	219,024	215,964
Commercial Stops	N/A	219,648	21,996	15,912	18,564
Quantity to Landfill (tons)	N/A	7,658	7,386	7,449	8,292
Quantity Diverted from Landfill (Recycled, tons)	N/A	343	303	178	272,945
<b>Stormwater Division:</b>					
Mowing Completed (linear feet)	N/A	2,201,760	4,709,760	6,695,040	8,247,360
Trees Trimmed (hours)	N/A	138	193	1,005	239
Culverts and Ditches Cleaned (linear feet)	N/A	267	343	130	320
<b>Streets Division:</b>					
Streets Swept (blocks)	N/A	2,142,875	1,665,600	1,228	1,828
Potholes Repaired	N/A	1,160	744	852	684
Brick Streets Repaired (square feet)	N/A	2,557	597	322	312
Curbs Repaired (linear feet)	N/A	1,909	268	495	191

## 2016 Major Goals/Projects

- 1) Continue to evaluate recycling efforts with designated drop off points in the City and eliminate Saturday drop offs.
- 2) Initiate Curbside Recycling Program.
- 3) Evaluate going to a 4-day sanitation residential pickup schedule.
- 4) Develop new sanitation pickup routing plan.
- 5) Evaluate opportunity for consolidating commercial drop and pick-up locations in the downtown area.

Public Services Division

21 Positions

20.25 FTE



City of Arkansas City, Kansas

		2012 Actual	2013 Actual	2014 Actual	2015 Adopted Budget	2015 Working Budget	2016 Adopted Budget
<b>Department: 540 - Public Works Administration</b>							
<b>Category: 500 - Personnel Services</b>							
<a href="#">01-540-5100</a>	Full Time Salary	23,829.16	0.00	0.00	0.00	0.00	0.00
<a href="#">01-540-5101</a>	Part Time Salary	0.00	0.00	0.00	0.00	0.00	0.00
<a href="#">01-540-5102</a>	Overtime Salary	862.06	0.00	0.00	0.00	0.00	0.00
<a href="#">01-540-5103</a>	SS/Medi Taxes	1,757.36	0.00	0.00	0.00	0.00	0.00
<a href="#">01-540-5105</a>	Retirement	0.00	0.00	0.00	0.00	0.00	0.00
<a href="#">01-540-5106</a>	KPERS	2,008.40	0.00	0.00	0.00	0.00	0.00
<a href="#">01-540-5111</a>	Life Insurance	27.41	0.00	0.00	0.00	0.00	0.00
<a href="#">01-540-5112</a>	Medical/Dental Insurance	6,800.72	0.00	0.00	0.00	0.00	0.00
<a href="#">01-540-5113</a>	Unemployment Insurance	135.79	0.00	0.00	0.00	0.00	0.00
<a href="#">01-540-5114</a>	Workers Comp	38.00	0.00	0.00	0.00	0.00	0.00
<a href="#">01-540-5201</a>	Staffing Services	0.00	0.00	0.00	0.00	0.00	0.00
<a href="#">01-540-5203</a>	Travel/ Meals/ Lodging	33.40	0.00	0.00	0.00	0.00	0.00
<a href="#">19-540-5100</a>	Full Time Salary	9,052.30	182,937.06	148,542.69	168,218.00	168,218.00	174,512.00
<a href="#">19-540-5101</a>	Part Time Salary	0.00	5,660.82	0.00	0.00	0.00	0.00
<a href="#">19-540-5102</a>	Overtime Salary	327.45	6,784.77	5,341.72	0.00	0.00	0.00
<a href="#">19-540-5103</a>	SS/Medi Taxes	667.43	14,068.96	11,275.96	12,869.00	12,869.00	13,351.00
<a href="#">19-540-5105</a>	Retirement	0.00	0.00	0.00	0.00	0.00	0.00
<a href="#">19-540-5106</a>	KPERS	762.91	16,588.60	14,962.80	17,377.00	17,377.00	17,766.00
<a href="#">19-540-5111</a>	Life Insurance	10.39	140.87	124.45	138.00	138.00	138.00
<a href="#">19-540-5112</a>	Medical/Dental Insurance	2,577.72	32,034.51	27,672.96	34,894.00	34,894.00	30,562.00
<a href="#">19-540-5113</a>	Unemployment Insurance	51.60	1,052.48	846.33	925.00	925.00	960.00
<a href="#">19-540-5114</a>	Workers Comp	18.00	1,855.27	3,612.55	16,255.00	16,255.00	4,200.00
<b>Category 500 Total:</b>		<b>48,960.10</b>	<b>261,123.34</b>	<b>212,379.46</b>	<b>250,676.00</b>	<b>250,676.00</b>	<b>241,489.00</b>
<b>Category: 600 - Contractual</b>							
<a href="#">01-540-6215</a>	Other Insurances	0.00	723.28	1,019.00	0.00	0.00	1,000.00
<a href="#">01-540-6218</a>	Claims/Losses	375.55	0.00	32.52	0.00	0.00	0.00
<a href="#">01-540-6302</a>	Equip Rental/Maintenance Contract	0.00	0.00	0.00	0.00	0.00	0.00
<a href="#">68-540-6210</a>	Legal Services	0.00	0.00	0.00	0.00	0.00	0.00
<a href="#">68-540-6212</a>	Payments to Contractors	0.00	0.00	0.00	0.00	0.00	0.00
<a href="#">68-540-6214</a>	Other Professional Services	0.00	0.00	0.00	0.00	0.00	0.00
<a href="#">68-540-6220</a>	Engineering Services	0.00	0.00	0.00	0.00	0.00	0.00
<a href="#">68-540-6301</a>	Advertising	0.00	0.00	0.00	0.00	0.00	0.00
<b>Category 600 Total:</b>		<b>375.55</b>	<b>723.28</b>	<b>1,051.52</b>	<b>0.00</b>	<b>0.00</b>	<b>1,000.00</b>
<b>Category: 710 - Commodities</b>							
<a href="#">01-540-7101</a>	Other Supplies/Tools	0.00	0.00	0.00	0.00	0.00	0.00
<a href="#">19-540-7102</a>	Clothing/Uniforms	0.00	65.22	0.00	0.00	0.00	0.00
<b>Category 710 Total:</b>		<b>0.00</b>	<b>65.22</b>	<b>0.00</b>	<b>0.00</b>	<b>0.00</b>	<b>0.00</b>
<b>Category: 740 - Capital Outlay</b>							
<a href="#">01-540-7406</a>	Office Equipment/Furniture	0.00	0.00	0.00	0.00	0.00	0.00
<a href="#">68-540-7401</a>	Land/Easments/ROW	0.00	0.00	0.00	0.00	0.00	0.00
<b>Category 740 Total:</b>		<b>0.00</b>	<b>0.00</b>	<b>0.00</b>	<b>0.00</b>	<b>0.00</b>	<b>0.00</b>
<b>Department 540 Total:</b>		<b>49,335.65</b>	<b>261,911.84</b>	<b>213,430.98</b>	<b>250,676.00</b>	<b>250,676.00</b>	<b>242,489.00</b>
<b>Department: 541 - Sanitation</b>							
<b>Category: 500 - Personnel Services</b>							
<a href="#">19-541-5100</a>	Full Time Salary	390,177.12	190,882.05	191,943.53	227,276.00	227,276.00	264,924.00
<a href="#">19-541-5101</a>	Part Time Salary	0.00	0.00	0.00	0.00	0.00	0.00

City of Arkansas City, Kansas

		2012 Actual	2013 Actual	2014 Actual	2015 Adopted Budget	2015 Working Budget	2016 Adopted Budget
<a href="#">19-541-5102</a>	Overtime Salary	14,731.70	13,249.01	10,941.34	15,000.00	15,000.00	15,000.00
<a href="#">19-541-5103</a>	SS/Medi Taxes	28,075.22	14,569.56	14,683.94	18,535.00	18,535.00	21,415.00
<a href="#">19-541-5105</a>	Retirement	0.00	0.00	0.00	0.00	0.00	0.00
<a href="#">19-541-5106</a>	KPERS	33,228.93	17,699.16	19,688.92	25,030.00	25,030.00	28,497.00
<a href="#">19-541-5111</a>	Life Insurance	371.70	242.55	281.27	318.00	318.00	363.00
<a href="#">19-541-5112</a>	Medical/Dental Insurance	93,394.64	65,748.51	53,760.67	59,864.00	59,864.00	77,509.00
<a href="#">19-541-5113</a>	Unemployment Insurance	2,227.03	1,122.52	1,115.16	1,333.00	1,333.00	1,540.00
<a href="#">19-541-5114</a>	Workers Comp	27,451.32	18,223.29	24,476.07	21,962.00	21,962.00	22,000.00
<a href="#">19-541-5201</a>	Staffing Services	0.00	0.00	0.00	0.00	0.00	0.00
<a href="#">19-541-5202</a>	Employment Services	416.26	2,309.78	1,404.14	1,000.00	1,000.00	1,000.00
<a href="#">19-541-5203</a>	Travel/ Meals/ Lodging	0.00	255.17	837.76	250.00	250.00	250.00
<a href="#">19-541-5204</a>	Training/Seminars/Conferences	218.53	615.59	102.00	1,000.00	1,000.00	1,000.00
<a href="#">19-541-5205</a>	Dues/Memberships	0.00	0.00	167.88	200.00	200.00	200.00
<a href="#">19-541-5206</a>	Employee Appreciation	500.00	0.00	58.22	0.00	0.00	0.00
	<b>Category 500 Total:</b>	<b>590,792.45</b>	<b>324,917.19</b>	<b>319,460.90</b>	<b>371,768.00</b>	<b>371,768.00</b>	<b>433,698.00</b>
<b>Category: 600 - Contractual</b>							
<a href="#">19-541-6102</a>	Electricity	5,488.67	5,039.41	4,966.04	6,200.00	6,200.00	6,200.00
<a href="#">19-541-6103</a>	Natural Gas	3,103.94	3,909.21	3,445.56	5,200.00	5,200.00	5,200.00
<a href="#">19-541-6104</a>	Telephone	207.14	218.03	241.48	300.00	300.00	300.00
<a href="#">19-541-6105</a>	Other Utility Services	874.63	749.71	739.24	800.00	800.00	800.00
<a href="#">19-541-6212</a>	Payments to Contractors	237,450.39	301,065.97	238,837.13	325,000.00	325,000.00	335,000.00
<a href="#">19-541-6213</a>	Translation Services	0.00	0.00	0.00	0.00	0.00	0.00
<a href="#">19-541-6214</a>	Other Professional Services	33,954.74	12,992.41	2,027.00	35,000.00	35,000.00	35,000.00
<a href="#">19-541-6215</a>	Other Insurances	0.00	6,225.28	6,599.29	6,600.00	6,600.00	6,600.00
<a href="#">19-541-6218</a>	Claims/Losses	0.00	1,224.72	0.00	0.00	0.00	0.00
<a href="#">19-541-6301</a>	Advertising	6,968.35	4,032.71	4,067.81	5,000.00	5,000.00	5,000.00
<a href="#">19-541-6302</a>	Equip Rental/Maintenance Contract	57.00	69.30	1,822.53	250.00	250.00	250.00
<a href="#">19-541-6303</a>	License Fees	0.00	171.50	1,188.91	100.00	100.00	100.00
	<b>Category 600 Total:</b>	<b>288,104.86</b>	<b>335,698.25</b>	<b>263,934.99</b>	<b>384,450.00</b>	<b>384,450.00</b>	<b>394,450.00</b>
<b>Category: 710 - Commodities</b>							
<a href="#">19-541-7100</a>	Office Supplies/Publications	445.88	327.31	1,101.23	1,500.00	1,500.00	1,500.00
<a href="#">19-541-7101</a>	Other Supplies/Tools	6,100.67	7,634.90	10,850.80	8,000.00	8,000.00	8,000.00
<a href="#">19-541-7102</a>	Clothing/Uniforms	8,810.95	6,307.46	5,193.84	7,000.00	7,000.00	7,000.00
<a href="#">19-541-7103</a>	Food Supply	1,088.29	0.00	0.00	0.00	0.00	0.00
<a href="#">19-541-7107</a>	Materials for Resale	0.00	0.00	0.00	0.00	0.00	0.00
<a href="#">19-541-7110</a>	Postage/Shipping	0.00	38.39	0.00	250.00	250.00	250.00
<a href="#">19-541-7200</a>	Fuel/Oil	62,792.51	49,644.97	64,505.44	55,000.00	55,000.00	55,000.00
<a href="#">19-541-7201</a>	Equipment Repair/Parts/Maintena...	10,124.42	7,704.15	1,306.70	10,000.00	10,000.00	10,000.00
<a href="#">19-541-7202</a>	Motor Vehicle Repair/Parts	30,328.53	76,315.89	31,108.80	35,000.00	35,000.00	35,000.00
<a href="#">19-541-7204</a>	Building Materials/Repairs	2,613.09	3,087.68	1,468.54	7,500.00	7,500.00	7,500.00
<a href="#">19-541-7301</a>	Refunds	0.00	0.00	0.00	0.00	0.00	0.00
	<b>Category 710 Total:</b>	<b>122,304.34</b>	<b>151,060.75</b>	<b>115,535.35</b>	<b>124,250.00</b>	<b>124,250.00</b>	<b>124,250.00</b>
<b>Category: 740 - Capital Outlay</b>							
<a href="#">19-541-7403</a>	Motor Vehicles	10,000.00	0.00	2,850.00	150,000.00	150,000.00	150,000.00
<a href="#">19-541-7405</a>	Machinery/Equipment	307.79	281,801.21	431,605.85	250,000.00	29,944.00	250,000.00
<a href="#">19-541-7505</a>	Computer Software	1,371.10	1,253.50	0.00	2,500.00	2,500.00	2,500.00
<a href="#">19-541-7600</a>	Depreciation	0.00	0.00	0.00	0.00	0.00	0.00

City of Arkansas City, Kansas

		2012 Actual	2013 Actual	2014 Actual	2015 Adopted Budget	2015 Working Budget	2016 Adopted Budget
<a href="#">54-541-7405</a>	Machinery/Equipment	0.00	0.00	0.00	0.00	0.00	0.00
	<b>Category 740 Total:</b>	<b>11,678.89</b>	<b>283,054.71</b>	<b>434,455.85</b>	<b>402,500.00</b>	<b>182,444.00</b>	<b>402,500.00</b>
	<b>Department 541 Total:</b>	<b>1,012,880.54</b>	<b>1,094,730.90</b>	<b>1,133,387.09</b>	<b>1,282,968.00</b>	<b>1,062,912.00</b>	<b>1,354,898.00</b>

Department: 542 - Streets

Category: 500 - Personnel Services

<a href="#">01-542-5100</a>	Full Time Salary	214,491.80	174,950.19	144,554.69	167,889.00	167,889.00	189,075.00
<a href="#">01-542-5101</a>	Part Time Salary	16,327.93	9,487.52	0.00	0.00	0.00	0.00
<a href="#">01-542-5102</a>	Overtime Salary	5,420.87	5,869.40	6,542.18	5,000.00	5,000.00	5,000.00
<a href="#">01-542-5103</a>	SS/Medi Taxes	17,080.17	13,884.34	10,942.41	13,226.00	13,226.00	14,847.00
<a href="#">01-542-5105</a>	Retirement	0.00	0.00	0.00	0.00	0.00	0.00
<a href="#">01-542-5106</a>	KPERS	18,333.44	15,454.57	14,364.07	17,860.00	17,860.00	19,757.00
<a href="#">01-542-5111</a>	Life Insurance	267.84	220.90	220.61	203.00	203.00	225.00
<a href="#">01-542-5112</a>	Medical/Dental Insurance	63,984.25	43,132.68	40,673.88	43,749.00	43,749.00	51,022.00
<a href="#">01-542-5113</a>	Unemployment Insurance	4,915.00	1,047.13	831.56	951.00	951.00	1,068.00
<a href="#">01-542-5114</a>	Workers Comp	10,817.00	7,681.18	11,608.41	10,093.00	10,093.00	14,000.00
<a href="#">01-542-5199</a>	(To) From Other Dept	0.00	-7,530.59	-11,756.06	0.00	0.00	0.00
<a href="#">01-542-5201</a>	Staffing Services	0.00	0.00	9,081.24	0.00	0.00	0.00
<a href="#">01-542-5202</a>	Employment Services	0.00	37.55	1,732.09	750.00	750.00	750.00
<a href="#">01-542-5203</a>	Travel/ Meals/ Lodging	0.00	0.00	360.63	500.00	500.00	500.00
<a href="#">01-542-5204</a>	Training/Seminars/Conferences	0.00	0.00	522.00	2,500.00	2,500.00	2,500.00
<a href="#">01-542-5205</a>	Dues/Memberships	0.00	0.00	174.37	500.00	500.00	500.00
<a href="#">21-542-5100</a>	Full Time Salary	32,027.61	14,894.33	0.00	0.00	0.00	0.00
<a href="#">21-542-5102</a>	Overtime Salary	0.00	316.66	0.00	0.00	0.00	0.00
<a href="#">21-542-5103</a>	SS/Medi Taxes	2,343.55	1,104.65	0.00	0.00	0.00	0.00
<a href="#">21-542-5105</a>	Retirement	0.00	0.00	0.00	0.00	0.00	0.00
<a href="#">21-542-5106</a>	KPERS	2,605.57	1,313.65	0.00	0.00	0.00	0.00
<a href="#">21-542-5111</a>	Life Insurance	18.81	7.99	0.00	0.00	0.00	0.00
<a href="#">21-542-5112</a>	Medical/Dental Insurance	7,128.07	2,817.29	0.00	0.00	0.00	0.00
<a href="#">21-542-5113</a>	Unemployment Insurance	171.19	83.04	0.00	0.00	0.00	0.00
<a href="#">21-542-5114</a>	Workers Comp	1,934.03	3,277.07	0.00	0.00	0.00	0.00
<a href="#">21-542-5201</a>	Staffing Services	0.00	0.00	0.00	0.00	0.00	0.00
<a href="#">21-542-5202</a>	Employment Services	756.00	1,945.07	0.00	0.00	0.00	0.00
<a href="#">21-542-5203</a>	Travel/ Meals/ Lodging	0.00	370.46	0.00	0.00	0.00	0.00
<a href="#">21-542-5204</a>	Training/Seminars/Conferences	2,076.64	882.11	0.00	0.00	0.00	0.00
<a href="#">21-542-5205</a>	Dues/Memberships	60.00	-13.00	0.00	0.00	0.00	0.00
<a href="#">21-542-5206</a>	Employee Appreciation	157.16	0.00	0.00	0.00	0.00	0.00
	<b>Category 500 Total:</b>	<b>400,916.93</b>	<b>291,234.19</b>	<b>229,852.08</b>	<b>263,221.00</b>	<b>263,221.00</b>	<b>299,244.00</b>

Category: 600 - Contractual

<a href="#">01-542-6102</a>	Electricity	157,099.83	172,179.71	179,339.69	175,000.00	175,000.00	200,000.00
<a href="#">01-542-6103</a>	Natural Gas	0.00	897.08	3,445.56	1,600.00	1,600.00	5,000.00
<a href="#">01-542-6104</a>	Telephone	0.00	0.00	1,448.83	1,200.00	1,200.00	1,500.00
<a href="#">01-542-6105</a>	Other Utility Services	0.00	62.48	739.34	850.00	850.00	850.00
<a href="#">01-542-6214</a>	Other Professional Services	0.00	4,618.75	1,682.58	20,000.00	20,000.00	10,000.00
<a href="#">01-542-6215</a>	Other Insurances	0.00	14,520.25	16,958.92	15,800.00	15,800.00	15,800.00
<a href="#">01-542-6301</a>	Advertising	0.00	0.00	128.43	0.00	0.00	0.00
<a href="#">01-542-6302</a>	Equip Rental/Maintenance Contract	0.00	0.00	5,878.81	6,000.00	6,000.00	6,000.00
<a href="#">01-542-6303</a>	License Fees	0.00	0.00	765.73	120.00	120.00	120.00

City of Arkansas City, Kansas

		2012 Actual	2013 Actual	2014 Actual	2015 Adopted Budget	2015 Working Budget	2016 Adopted Budget
<a href="#">21-542-6102</a>	Electricity	13,980.42	16,354.08	0.00	0.00	0.00	0.00
<a href="#">21-542-6103</a>	Natural Gas	3,103.96	3,012.13	0.00	0.00	0.00	0.00
<a href="#">21-542-6104</a>	Telephone	1,140.83	1,308.23	0.00	0.00	0.00	0.00
<a href="#">21-542-6105</a>	Other Utility Services	874.67	687.21	0.00	0.00	0.00	0.00
<a href="#">21-542-6212</a>	Payments to Contractors	0.00	206.00	0.00	0.00	0.00	0.00
<a href="#">21-542-6213</a>	Translation Services	0.00	0.00	0.00	0.00	0.00	0.00
<a href="#">21-542-6214</a>	Other Professional Services	1,178.19	1,764.50	267,008.85	0.00	0.00	0.00
<a href="#">21-542-6218</a>	Claims/Losses	81.61	0.00	0.00	0.00	0.00	0.00
<a href="#">21-542-6301</a>	Advertising	627.18	134.40	0.00	0.00	0.00	0.00
<a href="#">21-542-6302</a>	Equip Rental/Maintenance Contract	8,460.00	6,099.30	0.00	0.00	0.00	0.00
<a href="#">21-542-6303</a>	License Fees	128.06	73.64	0.00	0.00	0.00	0.00
<a href="#">58-542-6212</a>	Payments to Contractors	47,561.37	0.00	120,949.17	1,200,000.00	800,000.00	3,616,010.00
<a href="#">58-542-6214</a>	Other Professional Services	0.00	0.00	711.86	0.00	0.00	0.00
	<b>Category 600 Total:</b>	<b>234,236.12</b>	<b>221,917.76</b>	<b>599,057.77</b>	<b>1,420,570.00</b>	<b>1,020,570.00</b>	<b>3,855,280.00</b>
<b>Category: 710 - Commodities</b>							
<a href="#">01-542-7100</a>	Office Supplies/Publications	129.99	37.50	870.71	1,000.00	1,000.00	1,000.00
<a href="#">01-542-7101</a>	Other Supplies/Tools	0.00	437.22	10,077.26	6,000.00	6,000.00	6,000.00
<a href="#">01-542-7102</a>	Clothing/Uniforms	0.00	0.00	7,460.64	7,500.00	7,500.00	7,500.00
<a href="#">01-542-7110</a>	Postage/Shipping	0.00	2.90	0.00	100.00	100.00	100.00
<a href="#">01-542-7201</a>	Equipment Repair/Parts/Maintena...	277.50	21,261.03	2,710.90	0.00	0.00	0.00
<a href="#">01-542-7204</a>	Building Materials/Repairs	0.00	2,490.51	959.74	10,000.00	10,000.00	10,000.00
<a href="#">01-542-7205</a>	Street/Sidewalk Materials	0.00	0.00	0.00	0.00	0.00	0.00
<a href="#">01-542-7207</a>	Street Flags and Signs	0.00	0.00	3,763.80	10,000.00	10,000.00	10,000.00
<a href="#">21-542-7100</a>	Office Supplies/Publications	745.32	292.71	0.00	0.00	0.00	0.00
<a href="#">21-542-7101</a>	Other Supplies/Tools	10,435.77	7,381.67	0.00	0.00	0.00	0.00
<a href="#">21-542-7102</a>	Clothing/Uniforms	7,730.18	7,610.68	0.00	0.00	0.00	0.00
<a href="#">21-542-7103</a>	Food Supply	1,107.30	0.00	0.00	0.00	0.00	0.00
<a href="#">21-542-7110</a>	Postage/Shipping	33.22	17.33	0.00	0.00	0.00	0.00
<a href="#">21-542-7200</a>	Fuel/Oil	58,157.54	41,696.95	47,213.05	65,000.00	65,000.00	65,000.00
<a href="#">21-542-7201</a>	Equipment Repair/Parts/Maintena...	43,759.99	27,775.65	25,522.71	75,000.00	75,000.00	75,000.00
<a href="#">21-542-7202</a>	Motor Vehicle Repair/Parts	5,486.71	22,001.58	19,247.65	25,000.00	25,000.00	25,000.00
<a href="#">21-542-7204</a>	Building Materials/Repairs	3,982.15	3,122.33	1,067.09	40,000.00	40,000.00	40,000.00
<a href="#">21-542-7205</a>	Street/Sidewalk Materials	30,277.98	108,839.51	108,712.73	170,000.00	70,000.00	170,000.00
<a href="#">21-542-7207</a>	Street Flags and Signs	77.44	11,046.88	0.00	0.00	0.00	0.00
<a href="#">22-542-7205</a>	Street/Sidewalk Materials	98,541.26	0.00	0.00	0.00	0.00	0.00
<a href="#">58-542-7101</a>	Other Supplies/Tools	1,822.59	0.00	0.00	0.00	0.00	0.00
<a href="#">58-542-7205</a>	Street/Sidewalk Materials	21,887.56	0.00	0.00	0.00	0.00	0.00
	<b>Category 710 Total:</b>	<b>284,452.50</b>	<b>254,014.45</b>	<b>227,606.28</b>	<b>409,600.00</b>	<b>309,600.00</b>	<b>409,600.00</b>
<b>Category: 740 - Capital Outlay</b>							
<a href="#">01-542-7405</a>	Machinery/Equipment	0.00	0.00	75,938.00	50,000.00	50,000.00	0.00
<a href="#">01-542-7504</a>	Computer Equipment	0.00	0.00	1,588.52	0.00	0.00	0.00
<a href="#">01-542-7505</a>	Computer Software	0.00	0.00	0.00	900.00	900.00	900.00
<a href="#">21-542-7403</a>	Motor Vehicles	39,508.00	0.00	0.00	0.00	0.00	0.00
<a href="#">21-542-7405</a>	Machinery/Equipment	20,470.59	0.00	179.71	150,000.00	150,000.00	75,000.00
<a href="#">21-542-7406</a>	Office Equipment/Furniture	0.00	0.00	0.00	0.00	0.00	0.00
<a href="#">21-542-7504</a>	Computer Equipment	1,039.00	0.00	0.00	0.00	0.00	0.00
<a href="#">21-542-7505</a>	Computer Software	1,146.10	1,329.25	0.00	0.00	0.00	0.00

City of Arkansas City, Kansas

		2012 Actual	2013 Actual	2014 Actual	2015 Adopted Budget	2015 Working Budget	2016 Adopted Budget
<a href="#">21-542-7600</a>	Depreciation	0.00	0.00	0.00	0.00	0.00	0.00
<a href="#">22-542-7405</a>	Machinery/Equipment	0.00	0.00	0.00	0.00	0.00	0.00
<a href="#">54-542-7405</a>	Machinery/Equipment	0.00	0.00	100,000.00	0.00	0.00	0.00
<a href="#">58-542-7401</a>	Land/Easements/ROW	0.00	0.00	0.00	0.00	0.00	0.00
<b>Category 740 Total:</b>		<b>62,163.69</b>	<b>1,329.25</b>	<b>177,706.23</b>	<b>200,900.00</b>	<b>200,900.00</b>	<b>75,900.00</b>
<b>Category: 800 - Transfers</b>							
<a href="#">01-542-8001</a>	Transfer to ERF	0.00	100,000.00	0.00	0.00	0.00	0.00
<a href="#">01-542-8002</a>	Transfer to CIP	0.00	0.00	0.00	0.00	0.00	0.00
<a href="#">21-542-8000</a>	Transfer to Other Fund	40,000.00	0.00	0.00	0.00	0.00	0.00
<a href="#">22-542-8000</a>	Transfer to Other Fund	0.00	240,527.80	0.00	0.00	0.00	0.00
<a href="#">58-542-8000</a>	Transfer to Other Fund	761,314.23	0.00	0.00	0.00	0.00	0.00
<b>Category 800 Total:</b>		<b>801,314.23</b>	<b>340,527.80</b>	<b>0.00</b>	<b>0.00</b>	<b>0.00</b>	<b>0.00</b>
<b>Department 542 Total:</b>		<b>1,783,083.47</b>	<b>1,109,023.45</b>	<b>1,234,222.36</b>	<b>2,294,291.00</b>	<b>1,794,291.00</b>	<b>4,640,024.00</b>
<b>Department: 543 - Street Lights</b>							
<b>Category: 600 - Contractual</b>							
<a href="#">01-543-6102</a>	Electricity	3,182.63	0.00	0.00	0.00	0.00	0.00
<b>Category 600 Total:</b>		<b>3,182.63</b>	<b>0.00</b>	<b>0.00</b>	<b>0.00</b>	<b>0.00</b>	<b>0.00</b>
<b>Department 543 Total:</b>		<b>3,182.63</b>	<b>0.00</b>	<b>0.00</b>	<b>0.00</b>	<b>0.00</b>	<b>0.00</b>
<b>Department: 544 - Stormwater</b>							
<b>Category: 500 - Personnel Services</b>							
<a href="#">15-544-5100</a>	Full Time Salary	54,258.56	90,349.46	100,843.04	113,100.00	113,100.00	122,882.00
<a href="#">15-544-5101</a>	Part Time Salary	0.00	1,344.70	0.00	0.00	0.00	0.00
<a href="#">15-544-5102</a>	Overtime Salary	2,027.09	3,128.33	3,442.06	2,000.00	2,000.00	2,000.00
<a href="#">15-544-5103</a>	SS/Medi Taxes	4,001.22	6,921.86	7,529.55	8,806.00	8,806.00	9,554.00
<a href="#">15-544-5105</a>	Retirement	0.00	0.00	0.00	0.00	0.00	0.00
<a href="#">15-544-5106</a>	KPERS	4,538.55	8,147.40	10,133.90	11,890.00	11,890.00	12,713.00
<a href="#">15-544-5111</a>	Life Insurance	75.60	88.34	107.49	120.00	120.00	127.00
<a href="#">15-544-5112</a>	Medical/Dental Insurance	23,432.39	20,053.92	27,773.83	31,908.00	31,908.00	32,444.00
<a href="#">15-544-5113</a>	Unemployment Insurance	309.56	521.32	573.51	634.00	634.00	687.00
<a href="#">15-544-5114</a>	Workers Comp	3,715.93	2,479.48	2,592.98	4,537.00	4,537.00	3,000.00
<a href="#">15-544-5199</a>	(To) From Other Dept	0.00	-1,215.11	0.00	0.00	0.00	0.00
<b>Category 500 Total:</b>		<b>92,358.90</b>	<b>131,819.70</b>	<b>152,996.36</b>	<b>172,995.00</b>	<b>172,995.00</b>	<b>183,407.00</b>
<b>Category: 600 - Contractual</b>							
<a href="#">15-544-6212</a>	Payments to Contractors	17,286.31	0.00	0.00	50,000.00	50,000.00	50,000.00
<a href="#">15-544-6214</a>	Other Professional Services	60.00	559.89	0.00	8,000.00	8,000.00	8,000.00
<a href="#">15-544-6215</a>	Other Insurances	0.00	174.72	0.00	700.00	700.00	700.00
<a href="#">15-544-6301</a>	Advertising	67.95	0.00	0.00	0.00	0.00	0.00
<a href="#">15-544-6303</a>	License Fees	0.00	60.00	0.00	0.00	0.00	0.00
<b>Category 600 Total:</b>		<b>17,414.26</b>	<b>794.61</b>	<b>0.00</b>	<b>58,700.00</b>	<b>58,700.00</b>	<b>58,700.00</b>
<b>Category: 710 - Commodities</b>							
<a href="#">15-544-7101</a>	Other Supplies/Tools	122.50	2.60	599.00	0.00	0.00	0.00
<a href="#">15-544-7102</a>	Clothing/Uniforms	0.00	13.04	0.00	0.00	0.00	0.00
<a href="#">15-544-7202</a>	Motor Vehicle Repair/Parts	423.96	35.30	0.00	0.00	0.00	0.00
<b>Category 710 Total:</b>		<b>546.46</b>	<b>50.94</b>	<b>599.00</b>	<b>0.00</b>	<b>0.00</b>	<b>0.00</b>
<b>Category: 740 - Capital Outlay</b>							
<a href="#">15-544-7403</a>	Motor Vehicles	18,399.00	0.00	0.00	0.00	0.00	0.00
<a href="#">15-544-7405</a>	Machinery/Equipment	12,128.67	0.00	223,875.00	65,000.00	65,000.00	65,000.00

		2012 Actual	2013 Actual	2014 Actual	2015 Adopted Budget	2015 Working Budget	2016 Adopted Budget
<a href="#">15-544-7600</a>	Depreciation	0.00	0.00	0.00	0.00	0.00	0.00
	<b>Category 740 Total:</b>	<b>30,527.67</b>	<b>0.00</b>	<b>223,875.00</b>	<b>65,000.00</b>	<b>65,000.00</b>	<b>65,000.00</b>
	<b>Department 544 Total:</b>	<b>140,847.29</b>	<b>132,665.25</b>	<b>377,470.36</b>	<b>296,695.00</b>	<b>296,695.00</b>	<b>307,107.00</b>
	<b>Report Total:</b>	<b>2,989,329.58</b>	<b>2,598,331.44</b>	<b>2,958,510.79</b>	<b>4,124,630.00</b>	<b>3,404,574.00</b>	<b>6,544,518.00</b>



# NEIGHBORHOOD SERVICES DIVISION

## Mission Statement

*The City of Arkansas City Neighborhood Services Division is to ensure that the City of Arkansas City continues to thrive by progressively providing a community that is built to the highest quality.*

## Description

The Neighborhood Services Division is composed of a superintendent one combination inspector in charge of enforcing city municipal code through building inspections and permit enforcement.

Personnel (FTE)	
2012	2.5
2013	2.5
2014	1
2015	2
2016	2


## Source of Funds

This Department is financed from the General Fund and supported by revenues from property taxes, user fees, motor vehicle taxes, franchise fees, liquor taxes, municipal court fines and fees and enterprise fund transfers.

% of Total Funds Expenses	
Dept. Expenditures	Total Expenditures
\$ 249,409	\$ 9,460,748
3%	

## Performance Measures

Sustain Plan Goals:



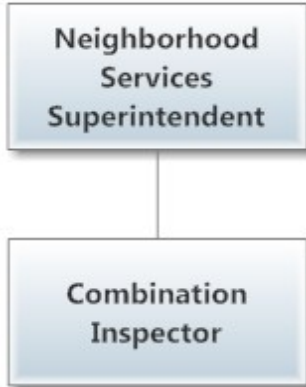
Provide a community that is built to the highest quality. Provide support for departments and city services that directly align with Arkansas City's strategic goals.

Workload Indicators	2011	2012	2013	2014
Permits Valuation (\$)	\$ 15,989,607	\$3,581,238	\$ 40,715,452	\$ 34,150,527
Property Maintenance Complaints	502	199	17	62
Nuisance Complaints	1,264	133	140	478
Quantity of Inspections	1,104	1,117	677	659

## 2016 Major Goals & Objectives

- 1) Eliminate dangerous structures.
- 2) Improve Comcate response process for nuisance and dangerous structure response.
- 3) Continue to implement building and land use codes in a fair and responsible manner.
- 4) Transition to the 2015 ICC Code Cycle.

Neighborhood Services Division  
2 Positions  
2 FTE



City of Arkansas City, Kansas

		2012 Actual	2013 Actual	2014 Actual	2015 Adopted Budget	2015 Working Budget	2016 Adopted Budget
<b>Department: 207 - Neighborhood Services</b>							
<b>Category: 500 - Personnel Services</b>							
<a href="#">01-207-5100</a>	Full Time Salary	132,720.66	44,712.71	33,627.41	33,158.00	33,158.00	97,847.00
<a href="#">01-207-5101</a>	Part Time Salary	11,139.97	0.00	0.00	0.00	0.00	0.00
<a href="#">01-207-5102</a>	Overtime Salary	1,790.41	1,706.35	2,247.87	2,000.00	2,000.00	2,000.00
<a href="#">01-207-5103</a>	SS/Medi Taxes	10,341.37	3,382.23	2,285.65	2,690.00	2,690.00	7,639.00
<a href="#">01-207-5105</a>	Retirement	0.00	0.00	0.00	0.00	0.00	0.00
<a href="#">01-207-5106</a>	KPERS	11,781.51	3,578.10	3,487.77	3,632.00	3,632.00	10,165.00
<a href="#">01-207-5111</a>	Life Insurance	107.03	37.80	37.80	38.00	38.00	76.00
<a href="#">01-207-5112</a>	Medical/Dental Insurance	31,737.59	14,147.90	12,956.08	13,608.00	13,608.00	25,232.00
<a href="#">01-207-5113</a>	Unemployment Insurance	784.31	255.30	197.29	194.00	194.00	550.00
<a href="#">01-207-5114</a>	Workers Comp	5,731.50	5,704.53	276.39	2,500.00	2,500.00	6,000.00
<a href="#">01-207-5201</a>	Staffing Services	0.00	0.00	0.00	10,000.00	10,000.00	0.00
<a href="#">01-207-5202</a>	Employment Services	0.00	260.40	280.11	0.00	0.00	0.00
<a href="#">01-207-5203</a>	Travel/ Meals/ Lodging	2,577.00	1,424.05	3,223.52	2,000.00	2,000.00	2,000.00
<a href="#">01-207-5204</a>	Training/Seminars/Conferences	2,511.64	1,487.74	1,683.50	5,000.00	5,000.00	4,000.00
<a href="#">01-207-5205</a>	Dues/Memberships	560.00	122.49	587.87	1,000.00	1,000.00	1,000.00
<a href="#">01-207-5207</a>	Moving Expense	0.00	0.00	0.00	0.00	0.00	0.00
	<b>Category 500 Total:</b>	<b>211,782.99</b>	<b>76,819.60</b>	<b>60,891.26</b>	<b>75,820.00</b>	<b>75,820.00</b>	<b>156,509.00</b>
<b>Category: 600 - Contractual</b>							
<a href="#">01-207-6102</a>	Electricity	0.00	0.00	0.00	500.00	500.00	0.00
<a href="#">01-207-6104</a>	Telephone	980.06	3,341.29	3,700.44	1,100.00	1,100.00	4,000.00
<a href="#">01-207-6105</a>	Other Utility Services	0.00	764.78	280.26	0.00	0.00	0.00
<a href="#">01-207-6212</a>	Payments to Contractors	19,426.50	46,862.75	420.00	15,000.00	15,000.00	10,000.00
<a href="#">01-207-6214</a>	Other Professional Services	15,486.56	5,887.55	16,265.76	10,000.00	10,000.00	10,000.00
<a href="#">01-207-6215</a>	Other Insurances	0.00	862.90	880.97	2,050.00	2,050.00	2,050.00
<a href="#">01-207-6220</a>	Engineering Services	0.00	0.00	0.00	0.00	0.00	0.00
<a href="#">01-207-6301</a>	Advertising	2,839.39	1,142.30	0.00	2,000.00	2,000.00	2,000.00
<a href="#">01-207-6303</a>	License Fees	632.80	3,790.60	6,429.00	5,000.00	5,000.00	5,000.00
<a href="#">68-207-6214</a>	Other Professional Services	0.00	0.00	0.00	0.00	0.00	0.00
	<b>Category 600 Total:</b>	<b>39,365.31</b>	<b>62,652.17</b>	<b>27,976.43</b>	<b>35,650.00</b>	<b>35,650.00</b>	<b>33,050.00</b>
<b>Category: 710 - Commodities</b>							
<a href="#">01-207-7100</a>	Office Supplies/Publications	3,243.11	1,572.11	1,166.11	2,500.00	2,500.00	1,500.00
<a href="#">01-207-7101</a>	Other Supplies/Tools	1,814.74	1,437.03	3,808.69	1,300.00	1,300.00	1,300.00
<a href="#">01-207-7102</a>	Clothing/Uniforms	1,170.30	576.28	461.00	300.00	300.00	300.00
<a href="#">01-207-7103</a>	Food Supply	494.85	177.96	206.25	0.00	0.00	0.00
<a href="#">01-207-7110</a>	Postage/Shipping	4,937.15	14.91	136.17	500.00	500.00	500.00
<a href="#">01-207-7115</a>	Building Demolition	22,160.00	100.00	13,722.91	75,000.00	25,000.00	25,000.00
<a href="#">01-207-7200</a>	Fuel/Oil	2,474.12	1,572.84	1,528.40	2,000.00	2,000.00	2,000.00
<a href="#">01-207-7201</a>	Equipment Repair/Parts/Maintena...	2,625.56	658.94	553.72	4,500.00	4,500.00	3,000.00
<a href="#">01-207-7202</a>	Motor Vehicle Repair/Parts	480.51	295.98	0.00	1,000.00	1,000.00	1,000.00
<a href="#">01-207-7300</a>	Reimbursement	0.00	0.00	0.00	0.00	0.00	0.00
<a href="#">01-207-7301</a>	Refunds	0.00	0.00	0.00	0.00	0.00	0.00
<a href="#">01-207-7303</a>	Other Taxes/Fees	0.00	0.00	0.00	0.00	0.00	0.00
	<b>Category 710 Total:</b>	<b>39,400.34</b>	<b>6,406.05</b>	<b>21,583.25</b>	<b>87,100.00</b>	<b>37,100.00</b>	<b>34,600.00</b>
<b>Category: 740 - Capital Outlay</b>							
<a href="#">01-207-7403</a>	Motor Vehicles	0.00	0.00	0.00	0.00	0.00	0.00
<a href="#">01-207-7405</a>	Machinery/Equipment	99.48	0.00	0.00	15,250.00	15,250.00	18,000.00

City of Arkansas City, Kansas

		2012 Actual	2013 Actual	2014 Actual	2015 Adopted Budget	2015 Working Budget	2016 Adopted Budget
<a href="#">01-207-7406</a>	Office Equipment/Furniture	0.00	50.00	0.00	0.00	0.00	0.00
<a href="#">01-207-7502</a>	Communication Equipment	0.00	0.00	0.00	2,000.00	2,000.00	2,000.00
<a href="#">01-207-7504</a>	Computer Equipment	906.55	312.50	2,064.13	12,000.00	12,000.00	4,000.00
<a href="#">01-207-7505</a>	Computer Software	20,996.76	3,532.33	757.97	1,250.00	1,250.00	1,250.00
<a href="#">01-207-7600</a>	Depreciation	0.00	0.00	0.00	0.00	0.00	0.00
<a href="#">54-207-7403</a>	Motor Vehicles	0.00	0.00	0.00	0.00	0.00	0.00
	<b>Category 740 Total:</b>	<b>22,002.79</b>	<b>3,894.83</b>	<b>2,822.10</b>	<b>30,500.00</b>	<b>30,500.00</b>	<b>25,250.00</b>
<b>Category: 800 - Transfers</b>							
<a href="#">01-207-8001</a>	Transfer to ERF	8,500.00	0.00	0.00	0.00	0.00	0.00
	<b>Category 800 Total:</b>	<b>8,500.00</b>	<b>0.00</b>	<b>0.00</b>	<b>0.00</b>	<b>0.00</b>	<b>0.00</b>
	<b>Department 207 Total:</b>	<b>321,051.43</b>	<b>149,772.65</b>	<b>113,273.04</b>	<b>229,070.00</b>	<b>179,070.00</b>	<b>249,409.00</b>
	<b>Report Total:</b>	<b>321,051.43</b>	<b>149,772.65</b>	<b>113,273.04</b>	<b>229,070.00</b>	<b>179,070.00</b>	<b>249,409.00</b>

# ENVIRONMENTAL SERVICES DIVISION

## Mission Statement

The City of Arkansas City Environmental Services Division is to ensure that the City of Arkansas City continues to thrive by progressively providing a community that is healthy and safe and protects the environment.

## Description

The Environmental Services Division encompasses all functions of water and wastewater processes. Water collection, production, distribution and metering are all functions of water processes. Wastewater collection, treatment and discharge are all functions of wastewater processes. This division must follow strict regulatory guidelines for environmental compliance.

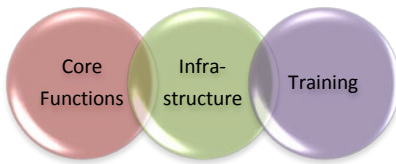
Personnel (FTE)	
2012	22
2013	21
2014	21
2015	21
2016	21

## Source of Funds

This division is financed from the Water and Sewer funds.

## Performance Measures

Sustain Plan Goals:



Protect and provide an environment that is healthy and safe for our community . Provide support for departments and city services that directly align with Arkansas City's strategic goals.

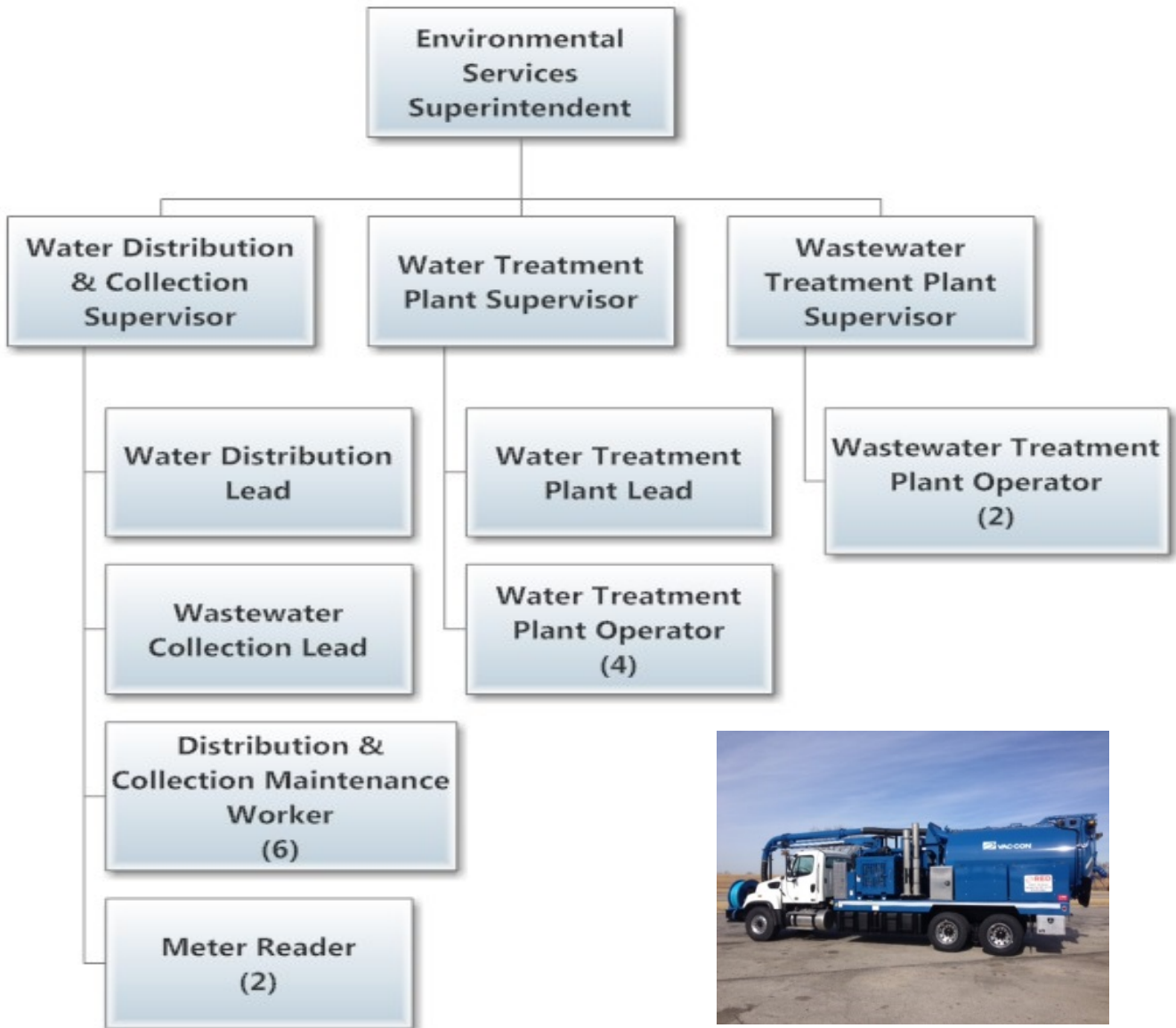
	Target	2011	2012	2013	2014
<b>Wastewater Collection Division:</b>					
Lines Flushed (linear feet)	N/A	239,000	201,125	166,880	273,475
Lines Vacuum Cleaned (linear feet)	N/A	35,325	19,950	36,000	2,675
Stop-ups	N/A	11	22	17	18
<b>Wastewater Treatment division:</b>					
Wastewater Treated daily average (million gallons per day, MGD)	N/A	1.15	1.00	1.15	1.20
Wastewater Treated (million gallons, MG)	N/A	418.82	364.09	409.39	437.50
Wastewater Treated maximum day (MGD)	N/A	4.50	2.30	2.20	1.98
Wastewater Treated minimum day (MGD)	N/A	0.64	0.68	0.76	0.85
<b>Water Distribution and Meter Reading Divisions:</b>					
Water Main Breaks	N/A	18	38	55	39
Water Meters Read	N/A	67,384	65,241	66,882	66,296
Average Active Water Accounts	N/A	4,995	4,908	4,891	4,918
Water Mains Replaced (linear feet)	N/A	-	3,033	6,816	6,231
Water Quality Complaints	0	26	40	37	55
Water Pressure Complaints	0	6	8	8	9
<b>Water Treatment Division:</b>					
Water Production daily average (MGD)	N/A	2.63	2.63	2.51	2.33
Water Production (MG)	N/A	959	1,109	916	1,035
Water Sold (MG)	N/A	735	787	662	708
Water Loss	N/A	20%	22%	27%	32%

- 1) Substantially complete construction of the Water Treatment Plant Project.
- 2) Complete the Phase 3 Water Meter Replacement Project.
- 3) Expand, develop, rehabilitate and improve the Well Field.
- 4) Replace aging water distribution and sanitary sewer collection pipelines.

Environmental Services Division

21 Positions

21 FTE



City of Arkansas City, Kansas

		2012 Actual	2013 Actual	2014 Actual	2015 Adopted Budget	2015 Working Budget	2016 Adopted Budget
<b>Department: 650 - Environmental Services</b>							
<b>Category: 500 - Personnel Services</b>							
<a href="#">16-650-5100</a>	Full Time Salary	188,556.02	149,164.28	131,214.51	175,379.00	175,379.00	183,420.00
<a href="#">16-650-5101</a>	Part Time Salary	0.00	7,925.11	0.00	0.00	0.00	0.00
<a href="#">16-650-5102</a>	Overtime Salary	960.18	2,366.16	3,136.34	1,000.00	1,000.00	1,000.00
<a href="#">16-650-5103</a>	SS/Medi Taxes	13,897.41	11,657.01	9,748.58	13,493.00	13,493.00	14,109.00
<a href="#">16-650-5105</a>	Retirement	0.00	0.00	0.00	0.00	0.00	0.00
<a href="#">16-650-5106</a>	KPERS	15,491.74	13,649.98	13,063.86	18,220.00	18,220.00	18,774.00
<a href="#">16-650-5111</a>	Life Insurance	86.11	99.17	98.30	135.00	135.00	135.00
<a href="#">16-650-5112</a>	Medical/Dental Insurance	34,996.24	28,523.19	28,101.47	44,397.00	44,397.00	38,757.00
<a href="#">16-650-5113</a>	Unemployment Insurance	1,100.02	877.12	739.32	971.00	971.00	1,015.00
<a href="#">16-650-5114</a>	Workers Comp	5,610.28	1,595.19	3,612.55	8,091.00	8,091.00	4,000.00
<a href="#">16-650-5201</a>	Staffing Services	0.00	0.00	806.40	0.00	0.00	0.00
<a href="#">16-650-5202</a>	Employment Services	294.60	202.68	321.50	500.00	500.00	500.00
<a href="#">16-650-5203</a>	Travel/ Meals/ Lodging	1,532.31	709.13	652.68	1,000.00	1,000.00	1,000.00
<a href="#">16-650-5204</a>	Training/Seminars/Conferences	2,062.11	1,050.22	1,597.00	2,250.00	2,250.00	2,250.00
<a href="#">16-650-5205</a>	Dues/Memberships	951.60	1,140.00	1,220.88	2,000.00	2,000.00	2,000.00
<a href="#">16-650-5206</a>	Employee Appreciation	500.00	0.00	0.00	500.00	500.00	500.00
<a href="#">16-650-5207</a>	Moving Expense	0.00	0.00	0.00	0.00	0.00	0.00
<a href="#">18-650-5100</a>	Full Time Salary	95,157.98	130,526.96	109,141.07	149,705.00	149,705.00	156,746.00
<a href="#">18-650-5102</a>	Overtime Salary	517.01	1,975.65	2,291.54	500.00	500.00	500.00
<a href="#">18-650-5103</a>	SS/Medi Taxes	6,995.12	9,685.25	8,128.78	11,491.00	11,491.00	12,030.00
<a href="#">18-650-5105</a>	Retirement	0.00	0.00	0.00	0.00	0.00	0.00
<a href="#">18-650-5106</a>	KPERS	7,824.02	11,474.07	10,834.65	15,517.00	15,517.00	16,008.00
<a href="#">18-650-5111</a>	Life Insurance	83.99	79.74	75.70	110.00	110.00	110.00
<a href="#">18-650-5112</a>	Medical/Dental Insurance	18,735.12	23,764.03	21,457.34	36,424.00	36,424.00	31,767.00
<a href="#">18-650-5113</a>	Unemployment Insurance	433.02	728.57	612.71	826.00	826.00	865.00
<a href="#">18-650-5114</a>	Workers Comp	3,652.96	1,595.19	3,612.55	6,906.00	6,906.00	4,000.00
<b>Category 500 Total:</b>		<b>399,437.84</b>	<b>398,788.70</b>	<b>350,467.73</b>	<b>489,415.00</b>	<b>489,415.00</b>	<b>489,486.00</b>
<b>Category: 600 - Contractual</b>							
<a href="#">16-650-6102</a>	Electricity	1,143.05	71.76	0.00	1,500.00	1,500.00	1,500.00
<a href="#">16-650-6103</a>	Natural Gas	539.41	788.82	719.70	1,000.00	1,000.00	1,000.00
<a href="#">16-650-6104</a>	Telephone	1,178.49	978.18	1,824.71	1,500.00	1,500.00	1,500.00
<a href="#">16-650-6105</a>	Other Utility Services	1,624.35	800.92	1,766.11	1,600.00	1,600.00	1,600.00
<a href="#">16-650-6212</a>	Payments to Contractors	0.00	0.00	0.00	0.00	0.00	25,000.00
<a href="#">16-650-6214</a>	Other Professional Services	1,444.47	959.37	3,366.70	10,000.00	10,000.00	10,000.00
<a href="#">16-650-6215</a>	Other Insurances	0.00	3,424.47	4,042.75	3,650.00	3,650.00	3,650.00
<a href="#">16-650-6218</a>	Claims/Losses	0.00	500.00	500.00	500.00	500.00	500.00
<a href="#">16-650-6220</a>	Engineering Services	0.00	0.00	0.00	5,000.00	5,000.00	5,000.00
<a href="#">16-650-6301</a>	Advertising	0.00	0.00	37.50	1,000.00	1,000.00	1,000.00
<a href="#">16-650-6302</a>	Equip Rental/Maintenance Contract	413.78	74.87	197.67	1,500.00	1,500.00	1,500.00
<a href="#">18-650-6212</a>	Payments to Contractors	0.00	0.00	0.00	0.00	0.00	15,000.00
<a href="#">18-650-6214</a>	Other Professional Services	0.00	0.00	0.00	0.00	0.00	0.00
<a href="#">18-650-6215</a>	Other Insurances	0.00	1,420.90	95.08	200.00	200.00	200.00
<a href="#">18-650-6218</a>	Claims/Losses	0.00	0.00	0.00	500.00	500.00	500.00
<a href="#">18-650-6220</a>	Engineering Services	0.00	0.00	0.00	5,000.00	5,000.00	5,000.00
<a href="#">19-650-6214</a>	Other Professional Services	0.00	0.00	0.00	1,000.00	1,000.00	1,000.00

City of Arkansas City, Kansas

		2012 Actual	2013 Actual	2014 Actual	2015 Adopted Budget	2015 Working Budget	2016 Adopted Budget
<a href="#">68-650-6210</a>	Legal Services	0.00	0.00	0.00	0.00	0.00	0.00
<a href="#">68-650-6212</a>	Payments to Contractors	0.00	0.00	0.00	0.00	0.00	0.00
<a href="#">68-650-6214</a>	Other Professional Services	0.00	0.00	0.00	0.00	0.00	0.00
<a href="#">68-650-6218</a>	Claims/Losses	0.00	0.00	0.00	0.00	0.00	0.00
<a href="#">68-650-6220</a>	Engineering Services	0.00	0.00	479,348.54	0.00	0.00	0.00
<a href="#">68-650-6301</a>	Advertising	0.00	0.00	0.00	0.00	0.00	0.00
<a href="#">68-650-6303</a>	License Fees	0.00	0.00	0.00	0.00	0.00	0.00
<b>Category 600 Total:</b>		<b>6,343.55</b>	<b>9,019.29</b>	<b>491,898.76</b>	<b>33,950.00</b>	<b>33,950.00</b>	<b>73,950.00</b>
<b>Category: 710 - Commodities</b>							
<a href="#">16-650-7100</a>	Office Supplies/Publications	2,799.46	1,244.61	1,007.64	2,000.00	2,000.00	2,000.00
<a href="#">16-650-7101</a>	Other Supplies/Tools	1,252.04	1,275.18	1,895.92	1,500.00	1,500.00	1,500.00
<a href="#">16-650-7102</a>	Clothing/Uniforms	1,721.12	1,105.35	1,457.24	1,500.00	1,500.00	1,500.00
<a href="#">16-650-7103</a>	Food Supply	687.88	-4.54	39.60	0.00	0.00	0.00
<a href="#">16-650-7110</a>	Postage/Shipping	70.00	23.76	57.01	300.00	300.00	300.00
<a href="#">16-650-7200</a>	Fuel/Oil	1,759.01	275.03	0.00	2,000.00	2,000.00	2,000.00
<a href="#">16-650-7201</a>	Equipment Repair/Parts/Maintena...	924.14	302.50	787.63	1,000.00	1,000.00	1,000.00
<a href="#">16-650-7202</a>	Motor Vehicle Repair/Parts	283.78	156.46	85.62	1,000.00	1,000.00	1,000.00
<a href="#">16-650-7301</a>	Refunds	0.00	0.00	0.00	0.00	0.00	0.00
<a href="#">18-650-7102</a>	Clothing/Uniforms	0.00	78.26	0.00	0.00	0.00	0.00
<a href="#">18-650-7201</a>	Equipment Repair/Parts/Maintena...	0.00	0.00	0.00	0.00	0.00	0.00
<b>Category 710 Total:</b>		<b>9,497.43</b>	<b>4,456.61</b>	<b>5,330.66</b>	<b>9,300.00</b>	<b>9,300.00</b>	<b>9,300.00</b>
<b>Category: 740 - Capital Outlay</b>							
<a href="#">16-650-7403</a>	Motor Vehicles	15,912.00	0.00	0.00	0.00	0.00	0.00
<a href="#">16-650-7405</a>	Machinery/Equipment	450.00	0.00	129.98	7,000.00	7,000.00	7,000.00
<a href="#">16-650-7406</a>	Office Equipment/Furniture	698.00	50.00	0.00	1,000.00	1,000.00	1,000.00
<a href="#">16-650-7504</a>	Computer Equipment	2,526.54	2,438.26	7,287.83	5,000.00	5,000.00	5,000.00
<a href="#">16-650-7505</a>	Computer Software	2,459.25	1,904.35	0.00	3,000.00	3,000.00	3,000.00
<a href="#">18-650-7505</a>	Computer Software	225.00	0.00	0.00	2,500.00	2,500.00	2,500.00
<a href="#">68-650-7401</a>	Land/Easments/ROW	0.00	0.00	0.00	0.00	0.00	0.00
<b>Category 740 Total:</b>		<b>22,270.79</b>	<b>4,392.61</b>	<b>7,417.81</b>	<b>18,500.00</b>	<b>18,500.00</b>	<b>18,500.00</b>
<b>Category: 800 - Transfers</b>							
<a href="#">16-650-8001</a>	Transfer to ERF	0.00	0.00	0.00	0.00	0.00	0.00
<b>Category 800 Total:</b>		<b>0.00</b>	<b>0.00</b>	<b>0.00</b>	<b>0.00</b>	<b>0.00</b>	<b>0.00</b>
<b>Department 650 Total:</b>		<b>437,549.61</b>	<b>416,657.21</b>	<b>855,114.96</b>	<b>551,165.00</b>	<b>551,165.00</b>	<b>591,236.00</b>
<b>Department: 651 - Water Treatment</b>							
<b>Category: 500 - Personnel Services</b>							
<a href="#">16-651-5100</a>	Full Time Salary	170,501.96	179,536.63	183,338.35	200,699.00	200,699.00	207,799.00
<a href="#">16-651-5101</a>	Part Time Salary	0.00	0.00	0.00	0.00	0.00	0.00
<a href="#">16-651-5102</a>	Overtime Salary	15,991.53	17,144.58	15,039.57	12,500.00	12,500.00	12,500.00
<a href="#">16-651-5103</a>	SS/Medi Taxes	13,562.19	14,269.49	14,369.34	16,310.00	16,310.00	16,853.00
<a href="#">16-651-5105</a>	Retirement	0.00	0.00	0.00	0.00	0.00	0.00
<a href="#">16-651-5106</a>	KPERS	14,978.13	17,066.80	19,244.35	22,025.00	22,025.00	22,427.00
<a href="#">16-651-5111</a>	Life Insurance	151.20	195.30	201.60	227.00	227.00	227.00
<a href="#">16-651-5112</a>	Medical/Dental Insurance	37,868.83	46,643.80	51,232.74	67,057.00	67,057.00	46,280.00
<a href="#">16-651-5113</a>	Unemployment Insurance	1,030.95	1,297.65	1,091.12	1,173.00	1,173.00	1,212.00
<a href="#">16-651-5114</a>	Workers Comp	7,454.55	8,184.01	7,736.16	9,258.00	9,258.00	8,787.00
<a href="#">16-651-5201</a>	Staffing Services	5,619.58	0.00	4,676.50	5,000.00	5,000.00	5,000.00
<a href="#">16-651-5202</a>	Employment Services	758.70	840.86	882.31	500.00	500.00	500.00



City of Arkansas City, Kansas

		2012 Actual	2013 Actual	2014 Actual	2015 Adopted Budget	2015 Working Budget	2016 Adopted Budget
<a href="#">16-651-5203</a>	Travel/ Meals/ Lodging	332.02	0.00	413.93	1,000.00	1,000.00	1,000.00
<a href="#">16-651-5204</a>	Training/Seminars/Conferences	931.11	272.11	560.00	4,000.00	4,000.00	4,000.00
<a href="#">16-651-5205</a>	Dues/Memberships	410.00	739.00	496.00	800.00	800.00	800.00
<a href="#">16-651-5206</a>	Employee Appreciation	500.00	0.00	0.00	0.00	0.00	0.00
	<b>Category 500 Total:</b>	<b>270,090.75</b>	<b>286,190.23</b>	<b>299,281.97</b>	<b>340,549.00</b>	<b>340,549.00</b>	<b>327,385.00</b>
<b>Category: 600 - Contractual</b>							
<a href="#">16-651-6102</a>	Electricity	174,928.23	151,914.66	164,811.52	180,000.00	180,000.00	180,000.00
<a href="#">16-651-6103</a>	Natural Gas	3,791.92	5,366.73	4,268.68	8,000.00	8,000.00	8,000.00
<a href="#">16-651-6104</a>	Telephone	2,466.27	3,006.12	2,977.12	2,500.00	2,500.00	2,500.00
<a href="#">16-651-6105</a>	Other Utility Services	0.00	0.00	240.04	0.00	0.00	0.00
<a href="#">16-651-6210</a>	Legal Services	9,832.50	0.00	0.00	15,000.00	15,000.00	15,000.00
<a href="#">16-651-6212</a>	Payments to Contractors	2,324.40	16,195.16	8,037.00	250,000.00	250,000.00	250,000.00
<a href="#">16-651-6214</a>	Other Professional Services	14,182.87	5,985.54	27,887.13	2,500,000.00	500,000.00	472,500.00
<a href="#">16-651-6215</a>	Other Insurances	0.00	24,443.06	31,396.05	32,100.00	32,100.00	32,100.00
<a href="#">16-651-6218</a>	Claims/Losses	0.00	0.00	0.00	0.00	0.00	0.00
<a href="#">16-651-6301</a>	Advertising	378.00	811.80	45.18	1,000.00	1,000.00	1,000.00
<a href="#">16-651-6302</a>	Equip Rental/Maintenance Contract	18,874.43	16,814.36	13,926.28	15,000.00	15,000.00	15,000.00
	<b>Category 600 Total:</b>	<b>226,778.62</b>	<b>224,537.43</b>	<b>253,589.00</b>	<b>3,003,600.00</b>	<b>1,003,600.00</b>	<b>976,100.00</b>
<b>Category: 710 - Commodities</b>							
<a href="#">16-651-7100</a>	Office Supplies/Publications	729.44	589.85	293.23	10,000.00	10,000.00	10,000.00
<a href="#">16-651-7101</a>	Other Supplies/Tools	8,488.73	6,579.26	5,143.69	15,000.00	15,000.00	15,000.00
<a href="#">16-651-7102</a>	Clothing/Uniforms	5,418.12	4,082.61	3,510.30	6,000.00	6,000.00	6,000.00
<a href="#">16-651-7103</a>	Food Supply	370.35	0.00	0.00	0.00	0.00	0.00
<a href="#">16-651-7106</a>	Chemicals	332,335.56	287,693.96	359,601.29	360,000.00	360,000.00	360,000.00
<a href="#">16-651-7108</a>	Laboratory Tests/Evaluations	4,158.31	5,050.00	8,128.14	10,000.00	10,000.00	10,000.00
<a href="#">16-651-7110</a>	Postage/Shipping	2,797.05	2,349.45	3,160.53	4,000.00	4,000.00	4,000.00
<a href="#">16-651-7200</a>	Fuel/Oil	1,005.32	797.65	0.00	4,000.00	4,000.00	4,000.00
<a href="#">16-651-7201</a>	Equipment Repair/Parts/Maintena...	78,297.13	33,221.93	122,315.41	100,000.00	100,000.00	100,000.00
<a href="#">16-651-7202</a>	Motor Vehicle Repair/Parts	419.48	930.43	161.45	12,000.00	12,000.00	12,000.00
<a href="#">16-651-7204</a>	Building Materials/Repairs	480.79	8,510.79	7,402.40	10,000.00	10,000.00	10,000.00
<a href="#">16-651-7205</a>	Street/Sidewalk Materials	0.00	0.00	0.00	0.00	0.00	0.00
<a href="#">16-651-7208</a>	Laboratory Tests/Evaluations	0.00	0.00	0.00	0.00	0.00	0.00
<a href="#">16-651-7306</a>	Insurance Repair/Replacement	60.00	0.00	0.00	0.00	0.00	0.00
	<b>Category 710 Total:</b>	<b>434,560.28</b>	<b>349,805.93</b>	<b>509,716.44</b>	<b>531,000.00</b>	<b>531,000.00</b>	<b>531,000.00</b>
<b>Category: 740 - Capital Outlay</b>							
<a href="#">16-651-7405</a>	Machinery/Equipment	12,033.19	3,031.35	157,617.16	50,000.00	50,000.00	50,000.00
<a href="#">16-651-7505</a>	Computer Software	732.85	0.00	0.00	5,000.00	5,000.00	5,000.00
<a href="#">16-651-7600</a>	Depreciation	0.00	0.00	0.00	0.00	0.00	0.00
	<b>Category 740 Total:</b>	<b>12,766.04</b>	<b>3,031.35</b>	<b>157,617.16</b>	<b>55,000.00</b>	<b>55,000.00</b>	<b>55,000.00</b>
<b>Category: 800 - Transfers</b>							
<a href="#">16-651-8001</a>	Transfer to ERF	0.00	0.00	0.00	0.00	0.00	0.00
<a href="#">16-651-8002</a>	Transfer to CIP	0.00	0.00	516,186.62	0.00	0.00	0.00
	<b>Category 800 Total:</b>	<b>0.00</b>	<b>0.00</b>	<b>516,186.62</b>	<b>0.00</b>	<b>0.00</b>	<b>0.00</b>
	<b>Department 651 Total:</b>	<b>944,195.69</b>	<b>863,564.94</b>	<b>1,736,391.19</b>	<b>3,930,149.00</b>	<b>1,930,149.00</b>	<b>1,889,485.00</b>
<b>Department: 652 - Meter Reading</b>							
<b>Category: 500 - Personnel Services</b>							
<a href="#">16-652-5100</a>	Full Time Salary	63,309.74	63,269.67	0.00	0.00	0.00	0.00
<a href="#">16-652-5102</a>	Overtime Salary	1,963.25	2,869.58	0.00	0.00	0.00	0.00

City of Arkansas City, Kansas

		2012 Actual	2013 Actual	2014 Actual	2015 Adopted Budget	2015 Working Budget	2016 Adopted Budget
<a href="#">16-652-5103</a>	SS/Medi Taxes	4,693.70	4,760.15	0.00	0.00	0.00	0.00
<a href="#">16-652-5106</a>	KPERS	5,307.42	5,727.77	0.00	0.00	0.00	0.00
<a href="#">16-652-5111</a>	Life Insurance	75.60	75.60	0.00	0.00	0.00	0.00
<a href="#">16-652-5112</a>	Medical/Dental Insurance	18,782.70	18,098.74	0.00	0.00	0.00	0.00
<a href="#">16-652-5113</a>	Unemployment Insurance	359.03	363.73	0.00	0.00	0.00	0.00
<a href="#">16-652-5114</a>	Workers Comp	3,088.54	2,548.83	0.00	0.00	0.00	0.00
<a href="#">16-652-5199</a>	(To) From Other Dept	0.00	-66.54	0.00	0.00	0.00	0.00
<a href="#">16-652-5201</a>	Staffing Services	0.00	0.00	0.00	0.00	0.00	0.00
<a href="#">16-652-5202</a>	Employment Services	0.00	0.00	0.00	0.00	0.00	0.00
<a href="#">16-652-5204</a>	Training/Seminars/Conferences	416.53	301.11	0.00	0.00	0.00	0.00
	<b>Category 500 Total:</b>	<b>97,996.51</b>	<b>97,948.64</b>	<b>0.00</b>	<b>0.00</b>	<b>0.00</b>	<b>0.00</b>
<b>Category: 600 - Contractual</b>							
<a href="#">16-652-6102</a>	Electricity	580.60	609.33	0.00	0.00	0.00	0.00
<a href="#">16-652-6103</a>	Natural Gas	336.03	635.06	0.00	0.00	0.00	0.00
<a href="#">16-652-6104</a>	Telephone	187.51	322.82	0.00	0.00	0.00	0.00
<a href="#">16-652-6105</a>	Other Utility Services	0.00	176.18	0.00	0.00	0.00	0.00
<a href="#">16-652-6213</a>	Translation Services	0.00	0.00	0.00	0.00	0.00	0.00
<a href="#">16-652-6214</a>	Other Professional Services	1,030.71	2,001.59	0.00	0.00	0.00	0.00
<a href="#">16-652-6215</a>	Other Insurances	0.00	1,514.34	0.00	0.00	0.00	0.00
<a href="#">16-652-6301</a>	Advertising	0.00	248.67	0.00	0.00	0.00	0.00
<a href="#">16-652-6303</a>	License Fees	255.74	0.00	0.00	0.00	0.00	0.00
	<b>Category 600 Total:</b>	<b>2,390.59</b>	<b>5,507.99</b>	<b>0.00</b>	<b>0.00</b>	<b>0.00</b>	<b>0.00</b>
<b>Category: 710 - Commodities</b>							
<a href="#">16-652-7100</a>	Office Supplies/Publications	732.32	1,122.91	0.00	0.00	0.00	0.00
<a href="#">16-652-7101</a>	Other Supplies/Tools	2,243.50	1,252.93	0.00	0.00	0.00	0.00
<a href="#">16-652-7102</a>	Clothing/Uniforms	1,470.26	1,026.86	0.00	0.00	0.00	0.00
<a href="#">16-652-7106</a>	Chemicals	0.00	0.00	0.00	0.00	0.00	0.00
<a href="#">16-652-7110</a>	Postage/Shipping	0.00	0.00	0.00	0.00	0.00	0.00
<a href="#">16-652-7200</a>	Fuel/Oil	3,637.71	1,724.51	0.00	0.00	0.00	0.00
<a href="#">16-652-7201</a>	Equipment Repair/Parts/Maintena...	1,242.37	597.21	0.00	0.00	0.00	0.00
<a href="#">16-652-7202</a>	Motor Vehicle Repair/Parts	764.67	2,257.69	0.00	0.00	0.00	0.00
<a href="#">16-652-7204</a>	Building Materials/Repairs	0.00	0.00	0.00	0.00	0.00	0.00
<a href="#">16-652-7209</a>	Meter/Hydrant Parts	32.20	22,525.14	0.00	0.00	0.00	0.00
	<b>Category 710 Total:</b>	<b>10,123.03</b>	<b>30,507.25</b>	<b>0.00</b>	<b>0.00</b>	<b>0.00</b>	<b>0.00</b>
<b>Category: 740 - Capital Outlay</b>							
<a href="#">16-652-7403</a>	Motor Vehicles	16,426.01	0.00	0.00	0.00	0.00	0.00
<a href="#">16-652-7405</a>	Machinery/Equipment	36,940.39	23.88	0.00	0.00	0.00	0.00
<a href="#">16-652-7600</a>	Depreciation	0.00	0.00	0.00	0.00	0.00	0.00
	<b>Category 740 Total:</b>	<b>53,366.40</b>	<b>23.88</b>	<b>0.00</b>	<b>0.00</b>	<b>0.00</b>	<b>0.00</b>
	<b>Department 652 Total:</b>	<b>163,876.53</b>	<b>133,987.76</b>	<b>0.00</b>	<b>0.00</b>	<b>0.00</b>	<b>0.00</b>
<b>Department: 653 - Distribution</b>							
<b>Category: 500 - Personnel Services</b>							
<a href="#">16-653-5100</a>	Full Time Salary	152,241.70	179,835.56	212,297.68	214,379.00	214,379.00	219,037.00
<a href="#">16-653-5101</a>	Part Time Salary	0.00	0.00	0.00	0.00	0.00	0.00
<a href="#">16-653-5102</a>	Overtime Salary	9,866.03	9,187.45	12,001.75	10,000.00	10,000.00	10,000.00
<a href="#">16-653-5103</a>	SS/Medi Taxes	11,754.11	13,685.88	16,054.81	17,165.00	17,165.00	17,522.00
<a href="#">16-653-5105</a>	Retirement	0.00	0.00	0.00	0.00	0.00	0.00
<a href="#">16-653-5106</a>	KPERS	13,184.69	16,425.87	21,595.16	23,180.00	23,180.00	23,316.00

City of Arkansas City, Kansas

		2012 Actual	2013 Actual	2014 Actual	2015 Adopted Budget	2015 Working Budget	2016 Adopted Budget
<a href="#">16-653-5111</a>	Life Insurance	214.20	234.76	262.84	265.00	265.00	265.00
<a href="#">16-653-5112</a>	Medical/Dental Insurance	43,964.48	46,367.33	61,952.53	67,633.00	67,633.00	53,846.00
<a href="#">16-653-5113</a>	Unemployment Insurance	891.59	1,039.85	1,234.78	1,234.00	1,234.00	1,260.00
<a href="#">16-653-5114</a>	Workers Comp	7,935.55	6,363.41	8,409.77	9,889.00	9,889.00	9,262.00
<a href="#">16-653-5199</a>	(To) From Other Dept	0.00	8,812.24	11,756.06	0.00	0.00	0.00
<a href="#">16-653-5201</a>	Staffing Services	0.00	6,262.00	3,366.30	1,000.00	1,000.00	1,000.00
<a href="#">16-653-5202</a>	Employment Services	689.71	868.00	1,856.18	1,000.00	1,000.00	1,000.00
<a href="#">16-653-5203</a>	Travel/ Meals/ Lodging	0.00	0.00	489.87	500.00	500.00	500.00
<a href="#">16-653-5204</a>	Training/Seminars/Conferences	4,969.32	925.66	1,143.98	1,500.00	1,500.00	1,500.00
<a href="#">16-653-5205</a>	Dues/Memberships	0.00	200.00	251.00	500.00	500.00	500.00
	<b>Category 500 Total:</b>	<b>245,711.38</b>	<b>290,208.01</b>	<b>352,672.71</b>	<b>348,245.00</b>	<b>348,245.00</b>	<b>339,008.00</b>
<b>Category: 600 - Contractual</b>							
<a href="#">16-653-6102</a>	Electricity	1,758.27	1,854.97	3,217.64	3,000.00	3,000.00	3,000.00
<a href="#">16-653-6103</a>	Natural Gas	995.09	1,790.14	2,207.77	3,500.00	3,500.00	3,500.00
<a href="#">16-653-6104</a>	Telephone	571.11	1,178.07	1,098.68	1,000.00	1,000.00	1,000.00
<a href="#">16-653-6105</a>	Other Utility Services	0.00	93.72	386.31	0.00	0.00	0.00
<a href="#">16-653-6212</a>	Payments to Contractors	1,893.77	1,010.00	679,142.50	1,000,000.00	1,000,000.00	1,000,000.00
<a href="#">16-653-6213</a>	Translation Services	0.00	0.00	0.00	0.00	0.00	0.00
<a href="#">16-653-6214</a>	Other Professional Services	1,989.96	5,719.95	10,094.44	10,000.00	10,000.00	10,000.00
<a href="#">16-653-6215</a>	Other Insurances	0.00	8,379.63	12,550.02	13,000.00	13,000.00	13,000.00
<a href="#">16-653-6220</a>	Engineering Services	5,090.84	432,147.00	897,302.91	250,000.00	250,000.00	250,000.00
<a href="#">16-653-6301</a>	Advertising	350.00	1,033.22	261.87	1,000.00	1,000.00	1,000.00
<a href="#">16-653-6302</a>	Equip Rental/Maintenance Contract	1,851.45	801.26	1,079.92	3,000.00	3,000.00	3,000.00
<a href="#">16-653-6303</a>	License Fees	931.64	69.50	51.26	1,250.00	1,250.00	1,250.00
	<b>Category 600 Total:</b>	<b>15,432.13</b>	<b>454,077.46</b>	<b>1,607,393.32</b>	<b>1,285,750.00</b>	<b>1,285,750.00</b>	<b>1,285,750.00</b>
<b>Category: 710 - Commodities</b>							
<a href="#">16-653-7100</a>	Office Supplies/Publications	0.00	27.00	392.62	5,000.00	5,000.00	5,000.00
<a href="#">16-653-7101</a>	Other Supplies/Tools	65,596.26	48,247.78	50,246.92	100,000.00	100,000.00	100,000.00
<a href="#">16-653-7102</a>	Clothing/Uniforms	5,183.32	4,816.67	5,018.85	6,000.00	6,000.00	6,000.00
<a href="#">16-653-7103</a>	Food Supply	376.41	0.00	0.00	0.00	0.00	0.00
<a href="#">16-653-7106</a>	Chemicals	0.00	0.00	0.00	250.00	250.00	250.00
<a href="#">16-653-7110</a>	Postage/Shipping	73.91	96.86	20.14	200.00	200.00	200.00
<a href="#">16-653-7200</a>	Fuel/Oil	16,153.09	15,506.09	15,823.96	20,000.00	20,000.00	20,000.00
<a href="#">16-653-7201</a>	Equipment Repair/Parts/Maintena...	10,365.67	11,478.36	12,351.32	20,000.00	20,000.00	20,000.00
<a href="#">16-653-7202</a>	Motor Vehicle Repair/Parts	6,468.57	6,717.84	13,219.07	9,000.00	9,000.00	9,000.00
<a href="#">16-653-7204</a>	Building Materials/Repairs	43.92	1,199.69	1,248.08	1,000.00	1,000.00	1,000.00
<a href="#">16-653-7205</a>	Street/Sidewalk Materials	5,539.77	13,329.86	15,632.92	10,000.00	10,000.00	10,000.00
<a href="#">16-653-7209</a>	Meter/Hydrant Parts	0.00	0.00	17,539.50	20,000.00	20,000.00	20,000.00
<a href="#">16-653-7301</a>	Refunds	0.00	0.00	0.00	0.00	0.00	0.00
	<b>Category 710 Total:</b>	<b>109,800.92</b>	<b>101,420.15</b>	<b>131,493.38</b>	<b>191,450.00</b>	<b>191,450.00</b>	<b>191,450.00</b>
<b>Category: 740 - Capital Outlay</b>							
<a href="#">16-653-7403</a>	Motor Vehicles	19,112.00	0.00	0.00	25,000.00	25,000.00	25,000.00
<a href="#">16-653-7405</a>	Machinery/Equipment	18,010.57	4,890.10	2,880.00	150,000.00	150,000.00	150,000.00
<a href="#">16-653-7505</a>	Computer Software	16,528.25	4,373.50	0.00	4,000.00	4,000.00	4,000.00
<a href="#">16-653-7600</a>	Depreciation	0.00	0.00	0.00	0.00	0.00	0.00
	<b>Category 740 Total:</b>	<b>53,650.82</b>	<b>9,263.60</b>	<b>2,880.00</b>	<b>179,000.00</b>	<b>179,000.00</b>	<b>179,000.00</b>

City of Arkansas City, Kansas

		2012 Actual	2013 Actual	2014 Actual	2015 Adopted Budget	2015 Working Budget	2016 Adopted Budget
<b>Category: 800 - Transfers</b>							
<a href="#">16-653-8001</a>	Transfer to ERF	0.00	0.00	0.00	0.00	0.00	0.00
<a href="#">16-653-8002</a>	Transfer to CIP	0.00	0.00	0.00	0.00	0.00	0.00
<b>Category 800 Total:</b>		<b>0.00</b>	<b>0.00</b>	<b>0.00</b>	<b>0.00</b>	<b>0.00</b>	<b>0.00</b>
<b>Department 653 Total:</b>		<b>424,595.25</b>	<b>854,969.22</b>	<b>2,094,439.41</b>	<b>2,004,445.00</b>	<b>2,004,445.00</b>	<b>1,995,208.00</b>
<b>Department: 660 - Wastewater Treatment (Disposal)</b>							
<b>Category: 500 - Personnel Services</b>							
<a href="#">18-660-5100</a>	Full Time Salary	108,036.09	105,373.06	106,748.31	111,630.00	111,630.00	116,514.00
<a href="#">18-660-5101</a>	Part Time Salary	0.00	0.00	0.00	0.00	0.00	0.00
<a href="#">18-660-5102</a>	Overtime Salary	6,850.60	4,362.56	7,122.65	6,500.00	6,500.00	6,500.00
<a href="#">18-660-5103</a>	SS/Medi Taxes	8,131.53	7,915.11	8,194.02	9,037.00	9,037.00	9,411.00
<a href="#">18-660-5105</a>	Retirement	0.00	0.00	0.00	0.00	0.00	0.00
<a href="#">18-660-5106</a>	KPERS	9,336.94	9,510.78	11,074.68	12,200.00	12,200.00	12,523.00
<a href="#">18-660-5111</a>	Life Insurance	113.40	107.10	107.10	113.00	113.00	114.00
<a href="#">18-660-5112</a>	Medical/Dental Insurance	22,744.39	20,671.86	20,667.32	19,030.00	19,030.00	30,306.00
<a href="#">18-660-5113</a>	Unemployment Insurance	631.03	603.58	626.30	650.00	650.00	677.00
<a href="#">18-660-5114</a>	Workers Comp	4,195.79	2,236.73	1,343.63	2,960.00	2,960.00	2,500.00
<a href="#">18-660-5201</a>	Staffing Services	0.00	0.00	0.00	0.00	0.00	0.00
<a href="#">18-660-5202</a>	Employment Services	274.34	216.90	635.19	500.00	500.00	500.00
<a href="#">18-660-5203</a>	Travel/ Meals/ Lodging	1,293.02	2.20	432.93	2,000.00	2,000.00	2,000.00
<a href="#">18-660-5204</a>	Training/Seminars/Conferences	1,344.30	1,125.25	1,060.81	3,000.00	3,000.00	3,000.00
<a href="#">18-660-5205</a>	Dues/Memberships	57.00	462.00	847.00	800.00	800.00	800.00
<a href="#">18-660-5206</a>	Employee Appreciation	0.00	0.00	0.00	0.00	0.00	0.00
<b>Category 500 Total:</b>		<b>163,008.43</b>	<b>152,587.13</b>	<b>158,859.94</b>	<b>168,420.00</b>	<b>168,420.00</b>	<b>184,845.00</b>
<b>Category: 600 - Contractual</b>							
<a href="#">01-660-6220</a>	Engineering Services	0.00	0.00	0.00	0.00	0.00	0.00
<a href="#">18-660-6102</a>	Electricity	89,264.78	94,232.55	96,305.72	100,000.00	100,000.00	100,000.00
<a href="#">18-660-6103</a>	Natural Gas	18,165.41	21,196.68	20,644.91	30,000.00	30,000.00	30,000.00
<a href="#">18-660-6104</a>	Telephone	1,212.30	1,581.81	1,660.78	1,200.00	1,200.00	1,200.00
<a href="#">18-660-6105</a>	Other Utility Services	0.00	0.00	230.26	0.00	0.00	0.00
<a href="#">18-660-6212</a>	Payments to Contractors	4,365.67	9,031.50	5,544.26	75,000.00	75,000.00	75,000.00
<a href="#">18-660-6213</a>	Translation Services	0.00	0.00	0.00	0.00	0.00	0.00
<a href="#">18-660-6214</a>	Other Professional Services	7,059.13	3,193.20	13,297.34	25,000.00	25,000.00	25,000.00
<a href="#">18-660-6215</a>	Other Insurances	0.00	12,559.09	18,040.00	18,500.00	18,500.00	18,500.00
<a href="#">18-660-6218</a>	Claims/Losses	0.00	0.00	0.00	0.00	0.00	0.00
<a href="#">18-660-6220</a>	Engineering Services	0.00	0.00	0.00	100,000.00	100,000.00	100,000.00
<a href="#">18-660-6302</a>	Equip Rental/Maintenance Contract	387.02	294.87	310.13	1,500.00	1,500.00	1,500.00
<a href="#">18-660-6303</a>	License Fees	1,395.50	1,215.00	1,530.70	1,500.00	1,500.00	1,500.00
<b>Category 600 Total:</b>		<b>121,849.81</b>	<b>143,304.70</b>	<b>157,564.10</b>	<b>352,700.00</b>	<b>352,700.00</b>	<b>352,700.00</b>
<b>Category: 710 - Commodities</b>							
<a href="#">18-660-7100</a>	Office Supplies/Publications	555.08	242.71	614.45	1,200.00	1,200.00	1,200.00
<a href="#">18-660-7101</a>	Other Supplies/Tools	4,396.53	3,825.47	2,810.60	7,000.00	7,000.00	7,000.00
<a href="#">18-660-7102</a>	Clothing/Uniforms	3,570.39	2,917.28	2,741.78	3,000.00	3,000.00	3,000.00
<a href="#">18-660-7103</a>	Food Supply	236.68	0.00	0.00	0.00	0.00	0.00
<a href="#">18-660-7108</a>	Laboratory Tests/Evaluations	10,668.95	12,003.63	12,878.63	30,000.00	30,000.00	30,000.00
<a href="#">18-660-7109</a>	Medical Supplies	0.00	0.00	0.00	0.00	0.00	0.00
<a href="#">18-660-7110</a>	Postage/Shipping	490.59	230.86	382.65	600.00	600.00	600.00
<a href="#">18-660-7112</a>	Laboratory Supplies	11,219.87	14,149.43	12,899.84	15,000.00	15,000.00	15,000.00

City of Arkansas City, Kansas

		2012 Actual	2013 Actual	2014 Actual	2015 Adopted Budget	2015 Working Budget	2016 Adopted Budget
<a href="#">18-660-7200</a>	Fuel/Oil	2,247.61	5,960.41	1,198.71	3,000.00	3,000.00	3,000.00
<a href="#">18-660-7201</a>	Equipment Repair/Parts/Maintena...	33,654.44	40,691.89	41,107.06	75,000.00	75,000.00	75,000.00
<a href="#">18-660-7202</a>	Motor Vehicle Repair/Parts	1,846.85	456.72	1,222.69	5,000.00	5,000.00	5,000.00
<a href="#">18-660-7204</a>	Building Materials/Repairs	2,320.44	1,221.62	462.26	10,000.00	10,000.00	10,000.00
<a href="#">18-660-7205</a>	Street/Sidewalk Materials	0.00	0.00	0.00	1,000.00	1,000.00	1,000.00
	<b>Category 710 Total:</b>	<b>71,207.43</b>	<b>81,700.02</b>	<b>76,318.67</b>	<b>150,800.00</b>	<b>150,800.00</b>	<b>150,800.00</b>
<b>Category: 740 - Capital Outlay</b>							
<a href="#">18-660-7405</a>	Machinery/Equipment	39,428.11	16,028.97	25,324.99	250,000.00	250,000.00	250,000.00
<a href="#">18-660-7504</a>	Computer Equipment	1,065.00	261.87	1,182.25	1,000.00	1,000.00	1,000.00
<a href="#">18-660-7505</a>	Computer Software	732.85	0.00	0.00	1,000.00	1,000.00	1,000.00
<a href="#">18-660-7600</a>	Depreciation	0.00	0.00	0.00	0.00	0.00	0.00
	<b>Category 740 Total:</b>	<b>41,225.96</b>	<b>16,290.84</b>	<b>26,507.24</b>	<b>252,000.00</b>	<b>252,000.00</b>	<b>252,000.00</b>
<b>Category: 800 - Transfers</b>							
<a href="#">18-660-8001</a>	Transfer to ERF	0.00	0.00	0.00	0.00	0.00	0.00
<a href="#">18-660-8002</a>	Transfer to CIP	0.00	0.00	0.00	0.00	0.00	0.00
	<b>Category 800 Total:</b>	<b>0.00</b>	<b>0.00</b>	<b>0.00</b>	<b>0.00</b>	<b>0.00</b>	<b>0.00</b>
	<b>Department 660 Total:</b>	<b>397,291.63</b>	<b>393,882.69</b>	<b>419,249.95</b>	<b>923,920.00</b>	<b>923,920.00</b>	<b>940,345.00</b>
<b>Department: 661 - Wastewater Collection</b>							
<b>Category: 500 - Personnel Services</b>							
<a href="#">18-661-5100</a>	Full Time Salary	65,429.88	57,518.81	108,925.96	98,308.00	98,308.00	100,360.00
<a href="#">18-661-5101</a>	Part Time Salary	0.00	0.00	0.00	0.00	0.00	0.00
<a href="#">18-661-5102</a>	Overtime Salary	3,211.27	3,162.95	5,688.44	3,000.00	3,000.00	3,000.00
<a href="#">18-661-5103</a>	SS/Medi Taxes	5,071.43	4,436.25	8,234.13	7,750.00	7,750.00	7,908.00
<a href="#">18-661-5105</a>	Retirement	0.00	0.00	0.00	0.00	0.00	0.00
<a href="#">18-661-5106</a>	KPERS	5,571.17	5,315.53	11,068.61	10,465.00	10,465.00	10,522.00
<a href="#">18-661-5111</a>	Life Insurance	78.75	58.19	124.61	113.00	113.00	114.00
<a href="#">18-661-5112</a>	Medical/Dental Insurance	11,985.01	11,925.29	29,477.18	27,338.00	27,338.00	22,292.00
<a href="#">18-661-5113</a>	Unemployment Insurance	3,983.63	333.57	629.29	557.00	557.00	569.00
<a href="#">18-661-5114</a>	Workers Comp	3,225.80	1,335.10	1,185.83	2,606.00	2,606.00	2,000.00
<a href="#">18-661-5201</a>	Staffing Services	6.60	0.00	2,123.10	2,000.00	2,000.00	2,000.00
<a href="#">18-661-5202</a>	Employment Services	564.10	392.51	166.30	500.00	500.00	500.00
<a href="#">18-661-5204</a>	Training/Seminars/Conferences	4,141.11	321.36	714.00	2,500.00	2,500.00	2,500.00
<a href="#">18-661-5205</a>	Dues/Memberships	39.00	200.00	231.00	500.00	500.00	500.00
	<b>Category 500 Total:</b>	<b>103,307.75</b>	<b>84,999.56</b>	<b>168,568.45</b>	<b>155,637.00</b>	<b>155,637.00</b>	<b>152,265.00</b>
<b>Category: 600 - Contractual</b>							
<a href="#">18-661-6102</a>	Electricity	870.88	933.96	1,190.08	1,000.00	1,000.00	1,000.00
<a href="#">18-661-6103</a>	Natural Gas	489.39	879.67	816.47	1,000.00	1,000.00	1,000.00
<a href="#">18-661-6104</a>	Telephone	390.62	750.60	615.63	1,000.00	1,000.00	1,000.00
<a href="#">18-661-6105</a>	Other Utility Services	0.00	178.68	230.26	0.00	0.00	0.00
<a href="#">18-661-6210</a>	Legal Services	0.00	0.00	0.00	0.00	0.00	0.00
<a href="#">18-661-6212</a>	Payments to Contractors	1,284.00	18,312.00	716.00	75,000.00	75,000.00	75,000.00
<a href="#">18-661-6214</a>	Other Professional Services	15,337.38	2,538.86	1,163.45	50,000.00	50,000.00	50,000.00
<a href="#">18-661-6215</a>	Other Insurances	0.00	3,073.54	3,560.70	3,650.00	3,650.00	3,650.00
<a href="#">18-661-6218</a>	Claims/Losses	100.00	0.00	0.00	500.00	500.00	500.00
<a href="#">18-661-6301</a>	Advertising	712.88	213.87	133.26	500.00	500.00	500.00
<a href="#">18-661-6302</a>	Equip Rental/Maintenance Contract	526.68	244.60	234.19	3,000.00	3,000.00	3,000.00
	<b>Category 600 Total:</b>	<b>19,711.83</b>	<b>27,125.78</b>	<b>8,660.04</b>	<b>135,650.00</b>	<b>135,650.00</b>	<b>135,650.00</b>

City of Arkansas City, Kansas

		2012 Actual	2013 Actual	2014 Actual	2015 Adopted Budget	2015 Working Budget	2016 Adopted Budget
<b>Category: 710 - Commodities</b>							
<a href="#">18-661-7100</a>	Office Supplies/Publications	410.12	338.20	771.60	500.00	500.00	500.00
<a href="#">18-661-7101</a>	Other Supplies/Tools	9,689.10	12,856.53	11,713.79	15,000.00	15,000.00	15,000.00
<a href="#">18-661-7102</a>	Clothing/Uniforms	2,400.26	1,618.56	1,751.28	2,500.00	2,500.00	2,500.00
<a href="#">18-661-7103</a>	Food Supply	348.54	0.00	0.00	0.00	0.00	0.00
<a href="#">18-661-7110</a>	Postage/Shipping	0.00	38.33	0.00	200.00	200.00	200.00
<a href="#">18-661-7200</a>	Fuel/Oil	6,681.69	7,634.19	11,495.57	20,000.00	20,000.00	20,000.00
<a href="#">18-661-7201</a>	Equipment Repair/Parts/Maintena...	30,057.59	16,730.04	8,951.37	30,000.00	30,000.00	30,000.00
<a href="#">18-661-7202</a>	Motor Vehicle Repair/Parts	3,453.40	2,122.48	2,195.28	12,000.00	12,000.00	12,000.00
<a href="#">18-661-7204</a>	Building Materials/Repairs	168.48	1,154.44	1,144.17	1,000.00	1,000.00	1,000.00
<a href="#">18-661-7205</a>	Street/Sidewalk Materials	347.49	3,675.63	1,321.07	5,000.00	5,000.00	5,000.00
	<b>Category 710 Total:</b>	<b>53,556.67</b>	<b>46,168.40</b>	<b>39,344.13</b>	<b>86,200.00</b>	<b>86,200.00</b>	<b>86,200.00</b>
<b>Category: 740 - Capital Outlay</b>							
<a href="#">18-661-7403</a>	Motor Vehicles	16,925.99	0.00	0.00	250,000.00	250,000.00	250,000.00
<a href="#">18-661-7405</a>	Machinery/Equipment	32,505.03	11,446.00	398,771.90	60,000.00	60,000.00	60,000.00
<a href="#">18-661-7600</a>	Depreciation	0.00	0.00	0.00	0.00	0.00	0.00
	<b>Category 740 Total:</b>	<b>49,431.02</b>	<b>11,446.00</b>	<b>398,771.90</b>	<b>310,000.00</b>	<b>310,000.00</b>	<b>310,000.00</b>
<b>Category: 800 - Transfers</b>							
<a href="#">18-661-8001</a>	Transfer to ERF	0.00	0.00	0.00	0.00	0.00	0.00
<a href="#">18-661-8002</a>	Transfer to CIP	0.00	0.00	0.00	0.00	0.00	0.00
	<b>Category 800 Total:</b>	<b>0.00</b>	<b>0.00</b>	<b>0.00</b>	<b>0.00</b>	<b>0.00</b>	<b>0.00</b>
	<b>Department 661 Total:</b>	<b>226,007.27</b>	<b>169,739.74</b>	<b>615,344.52</b>	<b>687,487.00</b>	<b>687,487.00</b>	<b>684,115.00</b>
	<b>Report Total:</b>	<b>2,593,515.98</b>	<b>2,832,801.56</b>	<b>5,720,540.03</b>	<b>8,097,166.00</b>	<b>6,097,166.00</b>	<b>6,100,389.00</b>

-THIS PAGE INTENTIONALLY LEFT BLANK -

# STATE BUDGET FORMS

---





-THIS PAGE INTENTIONALLY LEFT BLANK -

2016

**CERTIFICATE**  
To the Clerk of Cowley County, State of Kansas  
We, the undersigned, officers of  
**City of Arkansas City**

certify that: (1) the hearing mentioned in the attached publication was held;  
(2) after the Budget Hearing this budget was duly approved and adopted as the  
maximum expenditures for the various funds for the year ; and  
(3) the Amounts(s) of 2015 Ad Valorem Tax are within statutory limitations.

Table of Contents:		Page No.	Adopted Budget		
			Budget Authority for Expenditures	Amount of 2015 Ad Valorem Tax	County Clerk's Use Only
Computation to Determine Limit for		2			
Allocation of MVT, RVT, 16/20M Veh Tax		3			
Schedule of Transfers		4			
Statement of Indebtedness		5			
Statement of Lease-Purchases		6			
Computation to Determine State Library Grant		7			
<b>Fund</b>	<b>K.S.A.</b>				
General	12-101a	8	9,460,748	2,500,158	
Debt Service	10-113	9	1,500,100	789,864	
Library	12-1220	9	358,000	308,290	
Cherokee Strip Museum		10	37,225	-	
Special Highway		11	450,000		
Special Recreation 20		11	27,224		
Tourism 23		12	143,500		
Special Alcohol 26		12	16,000		
Hospital Improvement 42		13	1,000,000		
Street Improvement 58		13	3,616,010		
Stormwater 15		14	307,107		
Water 16		14	4,860,334		
Sewer 18		15	2,584,053		
Sanitation 19		15	1,828,632		
Non-Budgeted Funds-A		16			
<b>Totals</b>		xxxxxxx	26,188,933	3,598,312	
Notice of the vote to adopt required to be published and attached to the budget?			No		County Clerk's Use Only
Budget Summary		17			
Neighborhood Revitalization Rebate					Nov 1, 2015 Total Assessed Valuation

Assisted by: \_\_\_\_\_

Address: \_\_\_\_\_

Email: \_\_\_\_\_

Attest: \_\_\_\_\_, 2015

County Clerk

*Jay Wan*  
\_\_\_\_\_  
*Dylan L. Bestman*  
\_\_\_\_\_  
*Daniel Quint*  
\_\_\_\_\_  
*Paul King 8/18/2015*  
\_\_\_\_\_  
Governing Body

City of Arkansas City

2016

**Computation to Determine Limit for 2016**

	<b>Amount of Levy</b>
1. Total tax levy amount in 2015 budget	+ \$ <u>3,483,215</u>
2. Debt service levy in 2015 budget	- \$ <u>803,055</u>
3. Tax levy excluding debt service	\$ <u>2,680,160</u>

**2015 Valuation Information for Valuation Adjustments**

4. New improvements for 2015:	+ <u>1,463,035</u>	
5. Increase in personal property for 2015:		
5a. Personal property 2015	+ <u>1,514,550</u>	
5b. Personal property 2014	- <u>1,831,972</u>	
5c. Increase in personal property (5a minus 5b)	+ <u>0</u>	
		(Use Only if > 0)
6. Valuation of annexed territory for 2015		
6a. Real estate	+ <u>0</u>	
6b. State assessed	+ <u>0</u>	
6c. New improvements	- <u>0</u>	
6d. Total adjustment (sum of 6a, 6b, and 6c)	+ <u>0</u>	
7. Valuation of property that has changed in use during 2015	<u>21,487,649</u>	
8. Total valuation adjustment (sum of 4, 5c, 6d & 7)	<u>22,950,684</u>	
9. Total estimated valuation July 1, 2015	<u>51,385,767</u>	
10. Total valuation less valuation adjustment (9 minus 8)	<u>28,435,083</u>	
11. Factor for increase (8 divided by 10)	<u>0.80713</u>	
12. Amount of increase (11 times 3)	+ \$ <u>2,163,226</u>	
13. 2016 budget tax levy, excluding debt service, prior to CPI adjustment (3 plus 12)	\$ <u>4,843,386</u>	
14. Debt service levy in this 2016 budget	<u>789,864</u>	
15. 2016 budget tax levy, including debt service, prior to CPI adjustment (13 plus 14)	<u>5,633,250</u>	
16. Consumer Price Index for all urban consumers for calendar year 2014	<u>1.60%</u>	
17. Consumer Price Index adjustment (3 times 16)	\$ <u>42,883</u>	
18. Maximum levy for budget year 2016, including debt service, not requiring 'notice of vote publication.' (15 plus 17)	\$ <u>5,676,133</u>	

If the 2016 adopted budget includes a total property tax levy exceeding the dollar amount in line 18 you must publish notice of vote by the governing body to adopt such budget in the official county newspaper and attach a copy of the published notice to this budget.

In no event will published notice of the vote be required if the total budget year tax levy is \$1,000 or less.





**STATEMENT OF INDEBTEDNESS**

Type of Debt	Date of Issue	Date of Retirement	Interest Rate %	Amount Issued	Beginning Amount Outstanding Jan 1,2015	Date Due		Amount Due 2015		Amount Due 2016	
						Interest	Principal	Interest	Principal	Interest	Principal
<b>General Obligation:</b>											
2005A	12/01/2005	12/01/2015	Various	2,095,000	250,000	6/1, 12/1	12/1	9,000	250,000	-	-
2008A	09/01/2008	12/01/2018	Various	2,545,000	1,160,000	6/1, 12/1	12/1	44,435	270,000	34,445	285,000
2009A	07/01/2009	12/01/2019	Various	1,950,000	1,095,000	6/1, 12/1	12/1	36,255	200,000	30,755	210,000
2013A	04/01/2013	12/01/2032	Various	6,015,000	5,115,000	6/1, 12/1	12/1	91,260	445,000	84,585	455,000
<b>Total G.O. Bonds</b>					<b>7,620,000</b>			<b>180,950</b>	<b>1,165,000</b>	<b>149,785</b>	<b>950,000</b>
<b>Revenue Bonds:</b>											
<b>Total Revenue Bonds</b>					<b>0</b>			<b>0</b>	<b>0</b>	<b>0</b>	<b>0</b>
<b>Other:</b>											
KDHE Water Fund Loan	07/31/2010	08/01/2030	3.12	885,368	733,379	2/1, 8/1	2/1, 8/1	25,147	34,971	23,923	36,195
<b>Total Other</b>					<b>733,379</b>			<b>25,147</b>	<b>34,971</b>	<b>23,923</b>	<b>36,195</b>
<b>Total Indebtedness</b>					<b>8,353,379</b>			<b>206,097</b>	<b>1,199,971</b>	<b>173,708</b>	<b>986,195</b>



2016

**WORKSHEET FOR STATE GRANT-IN-AID TO PUBLIC LIBRARIES AND  
REGIONAL LIBRARY SYSTEMS**

**Budgeted Year: 2016**

Library found in: City of Arkansas City  
Cowley County

Two tests are used to determine eligibility for State Library Grant. If the grant is approved, then the municipality's library will be paid the grant on February 15 of each year.

First test:

	Current Year <u>2015</u>	Proposed Year <u>2016</u>
Ad Valorem	\$297,912	\$308,290
Delinquent Tax	\$15,000	\$15,000
Motor Vehicle Tax	\$42,479	\$42,768
Recreational Vehicle Tax	\$377	\$416
16/20M Vehicle Tax	\$181	\$254
LAVTR	\$0	\$0
	<u>\$0</u>	<u>\$0</u>
<b>TOTAL TAXES</b>	<b>\$355,949</b>	<b>\$366,728</b>
Difference in Total Taxes:	\$10,779	
Qualify for grant:	Qualify	

Second test:

Assessed Valuation	\$50,772,600	\$51,385,767
Did Assessed Valuation Decrease?	No	
Levy Rate	6	6.000
Difference in Levy Rate:	0.000	
Qualify for grant:	Qualify	

Overall does the municipality qualify for a grant? **Qualify**

If the municipality would not have qualified for a grant, please see the below narrative for assistance from the State Library.



City of Arkansas City

2016

**FUND PAGE FOR FUNDS WITH A TAX LEVY**

Adopted Budget General	Prior Year Actual for 2014	Current Year Estimate for 2015	Proposed Budget Year for 2016
Unencumbered Cash Balance Jan 1	472,720	550,307	589,211
Receipts:			
Ad Valorem Tax	2,042,294	2,170,863	XXXXXXXXXXXXXXXXXXXXXXXXXXXX
Delinquent Tax	69,784	20,000	20,000
Motor Vehicle Tax	285,606	309,270	311,649
Recreational Vehicle Tax	2,714	2,745	3,031
16/20M Vehicle Tax	1,453	1,316	1,854
Commercial Vehicle Tax	0	0	0
Watercraft Tax	0	0	0
Gross Earning (Intangible) Tax	0	0	0
LAVTR	0	0	0
City and County Revenue Sharing	0	0	0
Local Alcoholic Liquor	10,210	10,000	10,000
Compensating Use Tax	455,740	350,000	375,000
Local Sales Tax	1,741,521	1,700,000	1,660,000
Franchise Tax	1,209,436	1,265,000	1,225,000
Special Assessments	58,491	10,000	20,000
Grants	184,787	13,600	13,600
Licenses and Permits	219,850	95,814	93,482
Charges for Service	31,179	31,460	32,375
Rural Fire Contracts	289,982	275,000	275,000
County Ambulance Fees	157,661	154,186	154,186
Other Ambulance Fees	419,002	400,000	420,000
Fines, Forfeitures and Penalties	459,176	437,000	464,000
Use of Money and Property	107,655	35,880	35,596
Other Receipts	424,541	450,000	167,000
Transfers:			
Transfer from Water	0	300,000	400,000
Transfer from Sewer	0	400,000	550,000
Transfer from Sanitation	0	150,000	200,000
Transfer from Museum			37,225
Neighborhood Revitalization		(45,000)	(42,842)
In Lieu of Taxes (IRB)			
Interest on Idle Funds			
Miscellaneous			
Does miscellaneous exceed 10% Total Rec			
<b>Total Receipts</b>	<b>8,171,084</b>	<b>8,537,134</b>	<b>6,426,155</b>
<b>Resources Available:</b>	<b>8,643,804</b>	<b>9,087,441</b>	<b>7,015,367</b>



City of Arkansas City

2016

Adopted Budget General Fund - Detail Page 1	Prior Year Actual for 2014	Current Year Estimate for 2015	Proposed Budget Year for 2016
<b>Expenditures:</b>			
<b>General &amp; Administration</b>			
Salaries	961,149	733,318	749,682
Contractual	249,016	288,200	447,760
Commodities	34,422	29,700	30,450
Capital Outlay	6,870	21,500	17,000
<b>Total</b>	<b>1,251,457</b>	<b>1,072,718</b>	<b>1,244,892</b>
<b>Court &amp; Legal</b>			
Salaries	120,409	115,879	132,853
Contractual	102,927	89,150	89,330
Commodities	1,810	1,250	1,250
Capital Outlay	7,407	3,512	3,512
<b>Total</b>	<b>232,554</b>	<b>209,791</b>	<b>226,945</b>
<b>Fire/EMS Department</b>			
Salaries	1,766,244	1,943,963	1,981,746
Contractual	89,110	91,060	97,150
Commodities	165,583	209,000	242,600
Capital Outlay	188,097	125,696	64,500
Debt Service	151,125	231,125	235,000
<b>Total</b>	<b>2,360,159</b>	<b>2,600,844</b>	<b>2,620,996</b>
<b>Police Department</b>			
Salaries	2,135,382	2,167,405	2,327,481
Contractual	111,970	108,149	108,500
Commodities	113,128	159,800	133,000
Capital Outlay	122,431	160,000	166,000
<b>Total</b>	<b>2,482,911</b>	<b>2,595,354</b>	<b>2,734,981</b>
<b>Public Works</b>			
Salaries	60,891	75,820	156,509
Contractual	29,028	35,650	34,050
Commodities	21,583	37,100	34,600
Capital Outlay	2,822	30,500	25,250
<b>Total</b>	<b>114,325</b>	<b>179,070</b>	<b>250,409</b>
<b>Parks &amp; Facilities</b>			
Salaries	418,707	479,182	518,026
Contractual	91,678	74,115	76,025
Commodities	107,254	138,350	331,850
Capital Outlay	25,026	60,700	26,700
<b>Total</b>	<b>642,666</b>	<b>752,347</b>	<b>952,601</b>
<b>Streets</b>			
Salaries	229,852	263,221	299,244
Contractual	210,388	220,570	239,270
Commodities	25,843	34,600	34,600
Capital Outlay	77,527	50,900	900
<b>Total</b>	<b>543,610</b>	<b>569,291</b>	<b>574,014</b>
<b>Paris Park Pool</b>			
Salaries	0	0	0
Contractual	49,011	53,100	50,660
Commodities	18,458	26,000	28,500
Capital Outlay	2,875	6,000	5,000
<b>Total</b>	<b>70,344</b>	<b>85,100</b>	<b>84,160</b>
<b>Page 1 - Total</b>	<b>7,698,024</b>	<b>8,064,515</b>	<b>8,688,998</b>

City of Arkansas City

2016

Adopted Budget General Fund - Detail Page 2	Prior Year Actual for 2014	Current Year Estimate for 2015	Proposed Budget Year for 2016
<b>Expenditures:</b>			
<b>Riverview Cemetery</b>			
Salaries	89,889	90,406	108,843
Contractual	15,391	17,950	17,950
Commodities	30,281	32,250	38,100
Capital Outlay	0	26,400	1,800
<b>Total</b>	<b>135,561</b>	<b>167,006</b>	<b>166,693</b>
<b>Northwest Community Center</b>			
Salaries	41,993	43,302	43,951
Contractual	7,816	8,550	8,650
Commodities	23,658	6,225	34,600
Capital Outlay	2,570	2,000	2,400
<b>Total</b>	<b>76,037</b>	<b>60,077</b>	<b>89,601</b>
<b>Senior Center</b>			
Salaries	139,541	157,057	159,256
Contractual	26,949	26,700	28,400
Commodities	16,368	21,675	26,600
Capital Outlay	1,017	1,200	1,200
<b>Total</b>	<b>183,875</b>	<b>206,632</b>	<b>215,456</b>
Salaries			
Contractual			
Commodities			
Capital Outlay			
<b>Total</b>	<b>0</b>	<b>0</b>	<b>0</b>
Salaries			
Contractual			
Commodities			
Capital Outlay			
<b>Total</b>	<b>0</b>	<b>0</b>	<b>0</b>
Salaries			
Contractual			
Commodities			
Capital Outlay			
<b>Total</b>	<b>0</b>	<b>0</b>	<b>0</b>
Salaries			
Contractual			
Commodities			
Capital Outlay			
<b>Total</b>	<b>0</b>	<b>0</b>	<b>0</b>
Salaries			
Contractual			
Commodities			
Capital Outlay			
<b>Total</b>	<b>0</b>	<b>0</b>	<b>0</b>
Salaries			
Contractual			
Commodities			
Capital Outlay			
<b>Total</b>	<b>0</b>	<b>0</b>	<b>0</b>
Page 2 -Total	395,473	433,715	471,750
Page 1 -Total	7,698,024	8,064,515	8,688,998
<b>Grand Total</b>	<b>8,093,496</b>	<b>8,498,230</b>	<b>9,160,748</b>

(Note: Should agree with general sub-totals.)

**FUND PAGE FOR FUNDS WITH A TAX LEVY**

Adopted Budget	Prior Year Actual for 2014	Current Year Estimate for 2015	Proposed Budget Year for 2016
<b>Debt Service</b>			
Unencumbered Cash Balance Jan 1	270,048	356,960	177,030
<b>Receipts:</b>			
Ad Valorem Tax	705,379	785,388	xx
Delinquent Tax	33,173	25,000	25,000
Motor Vehicle Tax	167,645	106,827	112,750
Recreational Vehicle Tax	1,615	948	1,096
16/20M Vehicle Tax	477	455	670
Commercial Vehicle Tax			0
Watercraft Tax			0
In Lieu of Tax	194,659	53,802	212,356
Reimbursed Expense	69,281	60,000	60,000
<b>Operating Transfers:</b>			
Transfer from Water Utility	100,000	150,000	75,000
Transfer from Sewer Utility	100,000	0	75,000
Transfer from Capital Improvement Reserve	50,000	0	0
Neighborhood Revitalization Rebate	0	-16,300	-11,361
Interest on Idle Funds			
<b>Miscellaneous</b>			
Does miscellaneous exceed 10% Total Rec			
<b>Total Receipts</b>	<b>1,422,229</b>	<b>1,166,120</b>	<b>550,511</b>
<b>Resources Available:</b>	<b>1,692,278</b>	<b>1,523,080</b>	<b>727,541</b>
<b>Expenditures:</b>			
Debt Service Principal	1,125,000	1,165,000	950,000
Debt Service Interest	210,318	180,950	150,000
Postage	0	100	100
Cash Basis Reserve	0	0	400,000
Neighborhood Revitalization Rebate	0	0	
<b>Miscellaneous</b>			
Does miscellaneous exceed 10% Total Exp			
<b>Total Expenditures</b>	<b>1,335,318</b>	<b>1,346,050</b>	<b>1,500,100</b>
Unencumbered Cash Balance Dec 31	356,960	177,030	xx
<b>2014/2015/2016 Budget Authority Amount:</b>	<b>1,727,681</b>	<b>1,661,550</b>	<b>1,500,100</b>
		Non-Appropriated Balance	
		Total Expenditure/Non-Appr Balance	1,500,100
		Tax Required	772,559
Delinquent Comp Rate:	2.2%	Amount of 2015 Ad Valorem Tax	17,305
			789,864

Adopted Budget	Prior Year Actual for 2014	Current Year Estimate for 2015	Proposed Budget Year for 2016
<b>Library</b>			
Unencumbered Cash Balance Jan 1	0	982	2,436
<b>Receipts:</b>			
Ad Valorem Tax	280,513	297,912	xx
Delinquent Tax	9,920	15,000	15,000
Motor Vehicle Tax	44,069	42,479	42,768
Recreational Vehicle Tax	421	377	416
16/20M Vehicle Tax	185	181	254
Commercial Vehicle Tax			0
Watercraft Tax			0
Neighborhood Revitalization Rebate		-6,595	-4,410
Interest on Idle Funds			
<b>Miscellaneous</b>			
Does miscellaneous exceed 10% Total Rec			
<b>Total Receipts</b>	<b>335,108</b>	<b>349,354</b>	<b>54,028</b>
<b>Resources Available:</b>	<b>335,108</b>	<b>350,336</b>	<b>56,464</b>
<b>Expenditures:</b>			
Appropriations	334,126	347,900	358,000
Neighborhood Revitalization Rebate			
<b>Miscellaneous</b>			
Does miscellaneous exceed 10% Total Exp			
<b>Total Expenditures</b>	<b>334,126</b>	<b>347,900</b>	<b>358,000</b>
Unencumbered Cash Balance Dec 31	982	2,436	xx
<b>2014/2015/2016 Budget Authority Amount:</b>	<b>334,126</b>	<b>353,779</b>	<b>358,000</b>
		Non-Appropriated Balance	
		Total Expenditure/Non-Appr Balance	358,000
		Tax Required	301,536
Delinquent Comp Rate:	2.2%	Amount of 2015 Ad Valorem Tax	6,754
			308,290

**FUND PAGE FOR FUNDS WITH A TAX LEVY**

**Adopted Budget**

**Cherokee Strip Museum**

	Prior Year Actual for 2014	Current Year Estimate for 2015	Proposed Budget Year for 2016
Unencumbered Cash Balance Jan 1	0	0	1,246
Receipts:			
Ad Valorem Tax	187,033	152,421	xx
Delinquent Tax	1,476	0	15,000
Motor Vehicle Tax	7,208	28,319	21,882
Recreational Vehicle Tax	68	251	213
16/20M Vehicle Tax	40	121	130
Commercial Vehicle Tax	0	0	0
Watercraft Tax	0	0	0
Neighborhood Revitalization Rebate		-866	0
Interest on Idle Funds			
Miscellaneous			
Does miscellaneous exceed 10% Total Rec			
<b>Total Receipts</b>	<b>195,826</b>	<b>180,246</b>	<b>37,225</b>
Resources Available:	195,826	180,246	38,471
Expenditures:			
Appropriations	195,826	179,000	0
Close to General Fund			37,225
Neighborhood Revitalization Rebate			
Miscellaneous			
Does miscellaneous exceed 10% Total Exp			
<b>Total Expenditures</b>	<b>195,826</b>	<b>179,000</b>	<b>37,225</b>
Unencumbered Cash Balance Dec 31	0	1,246	xx
2014/2015/2016 Budget Authority Amount:	200,611	182,008	37,225
		Non-Appropriated Balance	
		Total Expenditure/Non-Appr Balance	37,225
		Tax Required	0
Delinquent Comp Rate:	2.2%		0
	Amount of 2015 Ad Valorem Tax		0

City of Arkansas City

**FUND PAGE FOR FUNDS WITH NO TAX LEVY**

Adopted Budget

Special Highway

	Prior Year Actual for 2014	Current Year Estimate for 2015	Proposed Budget Year for 2016
Unencumbered Cash Balance Jan 1	345,757	248,296	191,956
Receipts:			
State of Kansas Gas Tax	318,952	320,000	320,450
County Transfers Gas	52,538	48,660	48,920
Interest on Idle Funds			
Miscellaneous			
Does miscellaneous exceed 10% Total Rec			
<b>Total Receipts</b>	<b>371,490</b>	<b>368,660</b>	<b>369,370</b>
<b>Resources Available:</b>	<b>717,247</b>	<b>616,956</b>	<b>561,326</b>
Expenditures:			
Personnel Services			
Contractual Services	267,009		
Commodities	201,763	275,000	375,000
Capital Outlay	180	150,000	75,000
Miscellaneous			
Does miscellaneous exceed 10% Total Exp			
<b>Total Expenditures</b>	<b>468,952</b>	<b>425,000</b>	<b>450,000</b>
Unencumbered Cash Balance Dec 31	248,296	191,956	111,326
2014/2015/2016 Budget Authority Amount:	572,760	525,000	450,000

Adopted Budget

Special Recreation 20

	Prior Year Actual for 2014	Current Year Estimate for 2015	Proposed Budget Year for 2016
Unencumbered Cash Balance Jan 1	12,662	19,972	16,569
Receipts:			
Local Alcoholic Liquor Tax	10,210	16,597	10,655
Interest on Idle Funds			
Miscellaneous			
Does miscellaneous exceed 10% Total Rec			
<b>Total Receipts</b>	<b>10,210</b>	<b>16,597</b>	<b>10,655</b>
<b>Resources Available:</b>	<b>22,872</b>	<b>36,569</b>	<b>27,224</b>
Expenditures:			
Commodities	0	0	5,000
Capital Outlay	2,900	20,000	22,224
Miscellaneous			
Does miscellaneous exceed 10% Total Exp			
<b>Total Expenditures</b>	<b>2,900</b>	<b>20,000</b>	<b>27,224</b>
Unencumbered Cash Balance Dec 31	19,972	16,569	0
2014/2015/2016 Budget Authority Amount:	19,395	20,000	27,224

City of Arkansas City

**FUND PAGE FOR FUNDS WITH NO TAX LEVY**

Adopted Budget

**Tourism 23**

	Prior Year Actual for 2014	Current Year Estimate for 2015	Proposed Budget Year for 2016
Unencumbered Cash Balance Jan 1	62,211	52,294	51,083
Receipts:			
State Guest Tax	87,655	120,000	130,000
Interest on Idle Funds			
Miscellaneous			
Does miscellaneous exceed 10% Total Rec			
<b>Total Receipts</b>	<b>87,655</b>	<b>120,000</b>	<b>130,000</b>
<b>Resources Available:</b>	<b>149,866</b>	<b>172,294</b>	<b>181,083</b>
Expenditures:			
Contractual Services	89,372		
Best Western		66,000	71,500
CVB		54,000	70,000
Commodities	8,201	1,211	2,000
Miscellaneous			
Does miscellaneous exceed 10% Total Exp			
<b>Total Expenditures</b>	<b>97,572</b>	<b>121,211</b>	<b>143,500</b>
Unencumbered Cash Balance Dec 31	52,294	51,083	37,583
<b>2014/2015/2016 Budget Authority Amount:</b>	<b>110,000</b>	<b>116,211</b>	<b>143,500</b>

See Tab C

Adopted Budget

**Special Alcohol 26**

	Prior Year Actual for 2014	Current Year Estimate for 2015	Proposed Budget Year for 2016
Unencumbered Cash Balance Jan 1	57,668	57,375	57,972
Receipts:			
Local Alcoholic Liquor Tax	10,210	16,597	10,655
Donations	2,700	0	0
Interest on Idle Funds			
Miscellaneous			
Does miscellaneous exceed 10% Total Rec			
<b>Total Receipts</b>	<b>12,910</b>	<b>16,597</b>	<b>10,655</b>
<b>Resources Available:</b>	<b>70,578</b>	<b>73,972</b>	<b>68,627</b>
Expenditures:			
Contractual Services	13,203	15,000	15,000
Commodities		1,000	1,000
Miscellaneous			
Does miscellaneous exceed 10% Total Exp			
<b>Total Expenditures</b>	<b>13,203</b>	<b>16,000</b>	<b>16,000</b>
Unencumbered Cash Balance Dec 31	57,375	57,972	52,627
<b>2014/2015/2016 Budget Authority Amount:</b>	<b>15,000</b>	<b>16,000</b>	<b>16,000</b>



City of Arkansas City

**FUND PAGE FOR FUNDS WITH NO TAX LEVY**

Adopted Budget

**Hospital Improvement 42**

	Prior Year Actual for 2014	Current Year Estimate for 2015	Proposed Budget Year for 2016
Unencumbered Cash Balance Jan 1	430,288	466,968	267,194
Receipts:			
Sales Tax	870,684	800,000	800,000
Interest on Idle Funds	188	226	0
Miscellaneous			
Does miscellaneous exceed 10% Total Rec			
<b>Total Receipts</b>	<b>870,872</b>	<b>800,226</b>	<b>800,000</b>
<b>Resources Available:</b>	<b>1,301,160</b>	<b>1,267,194</b>	<b>1,067,194</b>
Expenditures:			
Appropriations to Hospital Board	834,192	1,000,000	1,000,000
Miscellaneous			
Does miscellaneous exceed 10% Total Exp			
<b>Total Expenditures</b>	<b>834,192</b>	<b>1,000,000</b>	<b>1,000,000</b>
Unencumbered Cash Balance Dec 31	466,968	267,194	67,194
<b>2014/2015/2016 Budget Authority Amount:</b>	<b>1,281,000</b>	<b>800,000</b>	<b>1,000,000</b>

See Tab C

Adopted Budget

**Street Improvement 58**

	Prior Year Actual for 2014	Current Year Estimate for 2015	Proposed Budget Year for 2016
Unencumbered Cash Balance Jan 1	1,574,562	1,813,571	1,014,787
Receipts:			
Sales Tax	359,574	0	0
State Grant	0	0	2,600,000
Interest on Idle Funds	1,096	1,216	1,223
Miscellaneous			
Does miscellaneous exceed 10% Total Rec			
<b>Total Receipts</b>	<b>360,670</b>	<b>1,216</b>	<b>2,601,223</b>
<b>Resources Available:</b>	<b>1,935,232</b>	<b>1,814,787</b>	<b>3,616,010</b>
Expenditures:			
Capital Outlay	121,661	0	0
Contractual Services	0	800,000	3,616,010
Miscellaneous			
Does miscellaneous exceed 10% Total Exp			
<b>Total Expenditures</b>	<b>121,661</b>	<b>800,000</b>	<b>3,616,010</b>
Unencumbered Cash Balance Dec 31	1,813,571	1,014,787	0
<b>2014/2015/2016 Budget Authority Amount:</b>	<b>1,200,000</b>	<b>1,200,000</b>	<b>3,616,010</b>

## FUND PAGE FOR FUNDS WITH NO TAX LEVY

Adopted Budget	Prior Year	Current Year	Proposed Budget
Stormwater 15	Actual for 2014	Estimate for 2015	Year for 2016
Unencumbered Cash Balance Jan 1	679,208	496,536	452,429
Receipts:			
Charges for Service	191,008	200,000	200,000
Penalties	2,035	2,100	2,100
Reimbursed Expense	3		
Transfer from Sewer Fund	0	50,000	50,000
Interest on Idle Funds	388	488	400
Miscellaneous	1,365		
Does miscellaneous exceed 10% Total Rec			
<b>Total Receipts</b>	<b>194,798</b>	<b>252,588</b>	<b>252,500</b>
<b>Resources Available:</b>	<b>874,007</b>	<b>749,124</b>	<b>704,929</b>
Expenditures:			
Personnel Services	152,996	172,995	183,407
Contractual Services	0	58,700	58,700
Commodities	599	0	0
Capital Outlay	223,875	65,000	65,000
Miscellaneous			
Does miscellaneous exceed 10% Total Exp			
<b>Total Expenditures</b>	<b>377,470</b>	<b>296,695</b>	<b>307,107</b>
Unencumbered Cash Balance Dec 31	496,536	452,429	397,822
2014/2015/2016 Budget Authority Amount:	440,483	296,695	307,107

## Adopted Budget

Water 16	Prior Year	Current Year	Proposed Budget
	Actual for 2014	Estimate for 2015	Year for 2016
Unencumbered Cash Balance Jan 1	3,559,783	2,931,116	1,720,434
Receipts:			
Water Receipts	3,526,021	3,500,000	3,500,000
Connection Fees	80,758	93,000	96,150
Sale of Assets	28,127	0	0
Other Receipts	27,569	32,000	32,000
Loan Proceeds	0	0	3,000,000
Interest on Idle Funds	2,444	2,752	2,752
Miscellaneous	3,619	6,100	6,100
Does miscellaneous exceed 10% Total Rec			
<b>Total Receipts</b>	<b>3,668,539</b>	<b>3,633,852</b>	<b>6,637,002</b>
<b>Resources Available:</b>	<b>7,228,322</b>	<b>6,564,968</b>	<b>8,357,436</b>
Expenditures:			
Personnel Services	853,768	964,230	941,353
Contractual Services	1,902,199	2,344,100	2,344,100
Commodities	658,928	744,800	746,650
Capital Outlay	186,521	281,286	273,111
Debt Service	60,118	60,118	60,120
Transfer to General Fund	0	300,000	400,000
Transfer to Capital Improvement Reserve	516,187	0	0
Transfer to Bond & Interest Fund	100,000	150,000	75,000
Distribution to Other Agency	19,485	0	20,000
Miscellaneous	0	0	
Does miscellaneous exceed 10% Total Exp			
<b>Total Expenditures</b>	<b>4,297,206</b>	<b>4,844,534</b>	<b>4,860,334</b>
Unencumbered Cash Balance Dec 31	2,931,116	1,720,434	3,497,102
2014/2015/2016 Budget Authority Amount:	4,484,357	7,094,534	4,860,334

City of Arkansas City

**FUND PAGE FOR FUNDS WITH NO TAX LEVY****Adopted Budget**

<b>Sewer 18</b>	<b>Prior Year Actual for 2014</b>	<b>Current Year Estimate for 2015</b>	<b>Proposed Budget Year for 2016</b>
Unencumbered Cash Balance Jan 1	1,674,793	2,310,240	1,878,978
Receipts:			
Wastewater Receipts	1,887,193	1,863,450	1,882,085
Sale of Assets	2,255	0	0
Penalties	18,157	20,000	20,000
Reimbursed Expenses	4,738	0	0
Interest on Idle Funds	1,324	1,356	1,356
Miscellaneous	47113.29	15000	20500
Does miscellaneous exceed 10% Total Rec			
<b>Total Receipts</b>	<b>1,960,780</b>	<b>1,899,806</b>	<b>1,923,941</b>
<b>Resources Available:</b>	<b>3,635,572</b>	<b>4,210,046</b>	<b>3,802,919</b>
Expenditures:			
Personnel Services	488,083	550,036	563,636
Contractual Services	176,655	503,850	519,450
Commodities	123,127	244,750	245,800
Capital Outlay	437,468	582,432	580,167
Transfer to Debt Service Fund	100,000	0	75,000
Transfer to General Fund	0	400,000	550,000
Transfer to Stormwater Fund	0	50,000	50,000
Miscellaneous			
Does miscellaneous exceed 10% Total Exp			
<b>Total Expenditures</b>	<b>1,325,332</b>	<b>2,331,068</b>	<b>2,584,053</b>
Unencumbered Cash Balance Dec 31	2,310,240	1,878,978	1,218,866
<b>2014/2015/2016 Budget Authority Amount:</b>	<b>1,873,369</b>	<b>2,381,068</b>	<b>2,584,053</b>

**Adopted Budget**

<b>Sanitation 19</b>	<b>Prior Year Actual for 2014</b>	<b>Current Year Estimate for 2015</b>	<b>Proposed Budget Year for 2016</b>
Unencumbered Cash Balance Jan 1	515,815	547,126	501,374
Receipts:			
Sanitation Fees	1,410,214	1,444,300	1,458,743
Service Fees	29,109	500	500
Penalties	12,980	8,000	8,000
Sale of Assets	568	0	0
Interest on Idle Funds	460	492	492
Miscellaneous	193	400	400
Does miscellaneous exceed 10% Total Rec			
<b>Total Receipts</b>	<b>1,453,524</b>	<b>1,453,692</b>	<b>1,468,135</b>
<b>Resources Available:</b>	<b>1,969,339</b>	<b>2,000,818</b>	<b>1,969,509</b>
Expenditures:			
Personnel Services	534,840	625,444	678,187
Contractual Services	273,654	394,450	405,750
Commodities	120,538	129,550	130,250
Capital Outlay	443,181	200,000	414,445
Transfer to Capital Improvement Fund	50,000	0	0
Transfer to General Fund	0	150,000	200,000
Miscellaneous			
Does miscellaneous exceed 10% Total Exp			
<b>Total Expenditures</b>	<b>1,422,213</b>	<b>1,499,444</b>	<b>1,828,632</b>
Unencumbered Cash Balance Dec 31	547,126	501,374	140,877
<b>2014/2015/2016 Budget Authority Amount:</b>	<b>1,953,110</b>	<b>1,719,500</b>	<b>1,828,632</b>

City of Arkansas City

**NON-BUDGETED FUNDS (A)**  
*(Only the actual budget year for 2014 is to be shown)*

2016

Non-Budgeted Funds-A

(1) Fund Name:		(2) Fund Name:		(3) Fund Name:		(4) Fund Name:		(5) Fund Name:		
<b>Equipment Reserve 54</b>		<b>Capital Improvement 68</b>								
Unencumbered		Unencumbered		Unencumbered		Unencumbered		Unencumbered		<b>Total</b>
Cash Balance Jan 1	325,648	Cash Balance Jan 1	289,074	Cash Balance Jan 1		Cash Balance Jan 1		Cash Balance Jan 1		614,722
Receipts:		Receipts:		Receipts:		Receipts:		Receipts:		
		Interest Income	297							
		Donations	53,973							
		Reimbursed Expenses	154,997							
		Transfer from Water Fund	516,187							
		Transfer from Sanitation Fund	50,000							
<b>Total Receipts</b>	<b>0</b>	<b>Total Receipts</b>	<b>775,454</b>	<b>Total Receipts</b>	<b>0</b>	<b>Total Receipts</b>	<b>0</b>	<b>Total Receipts</b>	<b>0</b>	<b>775,454</b>
<b>Resources Available:</b>	<b>325,648</b>	<b>Resources Available:</b>	<b>1,064,528</b>	<b>Resources Available:</b>	<b>0</b>	<b>Resources Available:</b>	<b>0</b>	<b>Resources Available:</b>	<b>0</b>	<b>1,390,176</b>
Expenditures:		Expenditures:		Expenditures:		Expenditures:		Expenditures:		
Capital Outlay	100,000	Capital Outlay	703,498							
		Transfer to Debt Service Fund	50,000							
<b>Total Expenditures</b>	<b>100,000</b>	<b>Total Expenditures</b>	<b>753,498</b>	<b>Total Expenditures</b>	<b>0</b>	<b>Total Expenditures</b>	<b>0</b>	<b>Total Expenditures</b>	<b>0</b>	<b>853,498</b>
<b>Cash Balance Dec 31</b>	<b>225,648</b>	<b>Cash Balance Dec 31</b>	<b>311,031</b>	<b>Cash Balance Dec 31</b>	<b>0</b>	<b>Cash Balance Dec 31</b>	<b>0</b>	<b>Cash Balance Dec 31</b>	<b>0</b>	<b>536,678</b> **
										<b>536,678</b> **

\*\*Note: These two block figures should agree.





**ORDINANCE NO. 2015-08-4390**

**APPROVING, ADOPTING, AND APPROPRIATING BY FUND THE BUDGET FOR THE CITY OF ARKANSAS CITY FOR THE YEAR BEGINNING JANUARY 1, 2016.**

**BE IT ORDAINED BY THE GOVERNING BODY OF THE CITY OF ARKANSAS CITY:**

**SECTION ONE:** The proposed budget and financial statement as shown on the Standard State Budget Forms and subsequent to Notice of Hearing and Public Hearing is approved, adopted and appropriated by fund as the maximum amount to be expended for the budget year starting January 1, 2016; and


**SECTION TWO:** The governing body certifies that the amounts to be raised by Ad Valorem Property Tax Levies are within statutory or duly adopted Charter Ordinance Limitations.

<u>Funds</u>	<u>Adopted Budget of Expenditures</u>	<u>Amount of 2015 Tax to be Levied</u>
General	9,460,748	2,500,158
Debt Service	1,500,100	789,864
Library	358,000	308,290
Cherokee Strip Museum	37,225	0
Special Highway	450,000	
Special Recreation 20	27,224	
Tourism 23	143,500	
Special Alcohol 26	16,000	
Hospital Improvement 42	1,000,000	
Street Improvement 58	3,616,010	
Stormwater 15	307,107	
Water 16	4,860,334	
Sewer 18	2,584,053	
Sanitation 19	1,828,632	
<b>Total All Funds</b>	<b>\$26,188,933</b>	<b>\$3,598,312</b>

**SECTION THREE:** The City Clerk shall cause this Ordinance to be published one time in the official City newspaper, and said Ordinance shall be in effect upon publication.

**PASSED AND APPROVED** by the Governing Body of the City of Arkansas City, Kansas, this 12th day of August, 2015.


\_\_\_\_\_  
Chad Giles, Mayor

  
\_\_\_\_\_  
Lesley Shook, City Clerk

**CERTIFICATE**

I, hereby certify that the above and foregoing is a true and correct copy of the Ordinance No. 2015-08-4390 of the City of Arkansas City, Kansas adopted by the governing body on August 12, 2015.

DATED: August 25, 2015

  
\_\_\_\_\_  
Lesley Shook, City Clerk

# GLOSSARY OF TERMS

---





-THIS PAGE INTENTIONALLY LEFT BLANK -

## Glossary of Terms

**Accrual:** An accounting method which reports income when earned and expenses when incurred as opposed to cash basis accounting which reports income when received and expenses when paid.

**Activity:** Specific of distinguishable type of work performed by a component of government for the purpose of accomplishing a function for which the government is responsible.

**ADSAP:** Alcohol Drug Safety Action Program (Special Alcohol Fund). This money is, maintained by the state. We are required by statute to have the program. Funds are earmarked for specific alcohol and drug related expenses.

**Administrative:** Pertaining to management and carrying out of laws and functions, as opposed to legislative and judicial.

**Adopted Budget:** The budget that is approved by the City Commission. The adopted budget becomes effective January 1.

**Ad Valorem Tax:** A tax levied on the assessed value of real and personal property (also referred to as the property tax).

**Agency and Trust Funds:** Funds established to account for cash and other assets held by a municipality as agent or trustee. Such funds are not assets of the municipality but, through the operation of law or by agreement, the municipality is responsible for their accountability.

**Allocation of Funds:** To set aside funds for a specific purpose or program.

**Amendment:** A change or addition which changes the meaning or scope of an original formal document. Often these are laws or regulations. However, plans or specifications can also be amended.

**Amortization:** The gradual elimination of a liability in regular payments over a specified period of time.

**Appraised Value:** The market value of real property, personal property, and utilities as determined by the County Appraiser.

**Appropriation:** Expenditure authority approved by the governing body with specific limitations as to the amount, purpose, and time.

**Assessed Value:** The official value placed on real estate, personal property, and utilities as a basis for levying taxes. The value is determined by applying a mathematical factor to the appraised value. The value is also determined by the property classification; residential real estate is assessed at 11.5%.; commercial real estate is assessed at 25%.

**Assessment:** The value placed on an item of real or personal property for property tax purposes. The rate of tax times the assessed value equals the amount of tax levied on the property. Also a special tax levied on the property within a special assessment district.

**Assets:** Property owned by the City which has monetary value.

**Audit:** An examination of the financial activities of an agency and the report based on such examination.

**Balanced Budget:** By statute, cities in Kansas are required to submit a balanced budget to the State. The City of Arkansas City's budget is considered balanced when revenues plus unencumbered cash equals expenditures in all appropriated funds for a fiscal year.

**Basis of Accounting:** The method used to determine when revenues and expenditures are recognized for accounting purposes.

**Bond:** Process for the long-term borrowing of funds. Arkansas City uses bonds to finance large capital projects. Lenders, the purchasers of the bonds, are repaid the principal amount in annual installments and accrued interest semi-annually.

**Budget:** A plan of financial operation including an estimate of proposed expenditures for a given period and proposed means of financing them. In Kansas, counties, cities, townships, and most special districts use the calendar year as the budget period.

**Budget Adoption:** A formal process by which the budget is approved by the governing body.

**Budget Amendment:** The legal means by which an adopted budget may be increased. The budget may only be increased with revenues other than ad valorem taxes. The amendment process follows similar steps as the budget adoption.

**Budget Calendar:** Schedule of key dates or milestones followed by City departments/ divisions in the preparation, review, and administration of the budget.

**Budget Law:** Many Kansas statutes relate to municipal budget law. The main statutes, collectively called the budget law, are contained in K.S.A. 79-2925 to 79-2937. The statutes are available on line at <http://www.kslegislature.org/cgi-bin/statutes/index.cgi>.

**Budget Message:** Opening section of the budget which provides the City Commission and public with a general summary of the most important aspects of the budget, changes from current and previous fiscal years, and recommendations of the City Manager.

**Budget Publication:** A legal step towards formal budget adoption. To meet legal requirements, the public must be notified of budget proposals via local print media.

**Capital Improvement Plan (CIP):** A long-term plan for expenditures which result in the acquisition of land, improvements to existing facilities, and construction of streets, sewers, storm drains, park facilities, and other infrastructure and public facilities.

**Capital Improvement Funding:** Established to account for resources legally set aside for anticipated capital expenditures, including construction, purchase or replacement of, or addition to, municipal buildings, equipment, machinery, motor vehicles or other capital assets.

**Cash Basis Law:** A statute, K.S.A. 10-1116, which requires that cash be on hand before incurring an obligation. Most city and county funds fall under this requirement.

**Cash Basis Reserve:** An amount of money budgeted in the bond and interest fund to assure there is adequate cash flow to meet principal and interest payments. It is only in the proposed budget year column and is limited to one year's principal and interest payment.

**Carryover:** Established funds have carryover listed as a revenue source. This indicates the balance of unspent funds brought forward from the end of one fiscal year to the beginning of the next. This practice follows principles of sound fiscal management.

**Certification:** A formal, written declaration that certain facts are true or valid.

**Certification of Participation (COP)** Certificates of Participation are defined as lease financing agreements in the form of tax exempt securities similar to bonds.

**City Manager:** The chief executive of the municipality in the commission-manager form of government, appointed by the Commission. Implements policy decisions set by the Commission.

**City of the Second Class:** Kansas statute provides for three classifications of cities based on population size. Classification of cities originally helped establish the powers and duties of each incorporated city. However, now all cities in Kansas have the same powers as a result of the Constitutional Home Rule Amendment passed in July 1961 (see also Home Rule). Though classifications have remained in statute and in municipal culture as a historical remnant, they serve as a general reference tool for the size of a city.

**Comprehensive Plan:** A generalized, coordinated land use policy statement of the governing body of a city consisting of maps and descriptive text covering objectives, principles and standards used to develop the plan. A comprehensive plan must include a plan, scheme, or design for (at least) the following elements: land use; housing; capital facilities; utilities; natural resource lands and critical areas.

**Commodities:** Supplies required by the municipality in order to perform services to its citizens.

**Contractual Services:** Costs of services provided by external entities.

**Commission:** Elected officials of a city who set the general policies under which the city operates.

**Debt Service:** The annual payments required to repay debt issued including interest and principal.

**Defeasance:** The process to authorize the retirement of bonds prior to the originally anticipated end date.

**Department:** A functionally similar group of city divisions.

**Depreciation:** A non-cash expense that reduces the value of an asset as a result of wear and tear, age, or obsolescence. Most assets lose their value over time (i.e. they depreciate) and must be replaced once the end of their useful life is reached.

**Disbursement:** The actual payout of fund; expenditure.

**Division:** An organizational unit that is functionally unique in the delivery of services. A Division may contain one or more programs.

**Employee Benefits:** Social Security, retirement, unemployment compensation, and health/life/dental insurance for eligible employees paid by the City of Arkansas City through the payroll process.

**Encumbrance:** Commitment related to unperformed or performed contracts for goods or services but for which payment has not been made.

**Enterprise or Business Fund:** Governmental activities that can be operated most like a commercial business are referred to as enterprise activities and are accounted for in enterprise funds. Arkansas City's enterprise activities include water, stormwater, sanitation, sewer utilities. Expenditures are matched with revenue from service charges to ensure the program is self-supporting.

**Equipment Reserve Fund:** A long-range plan to budget and pay for the acquisition of depreciable items of significant cost (i.e. vehicles, major equipment, information technology, etc.).

**Expenditure:** An outlay of cash for the purpose of acquiring items or providing a service.

**Fees:** General term used for any charge levied by local government in connection with providing a service, permitting an activity, or imposing a fine or penalty. Major types of fees include building permits, fines, and user charges.

**Fiscal Year:** Period used for accounting year. The City of Arkansas City has a fiscal year of January 1 through December 31.

**FTE:** Abbreviation for Full Time Equivalent. Staffing levels are measured in FTE's to give a consistent comparison from year to year. In most cases, an FTE is one full-time position filled for the entire year; however, in some instances an FTE may consist of several part-time positions.

**Franchise:** A special privilege granted by a government, permitting the continued use of public property, such as city streets, and usually involving the elements of monopoly and regulation

**Fund:** An independent fiscal and accounting entity for recording expenditures and revenues, comparable to an individual bank account. Funds are established for specific activities and are subject to special limitations.

**Fund Balance:** *See Carryover*

**General Fund:** The fund that accounts for all revenues and expenditures which are not accounted for in specific purpose funds. It finances the ordinary operations of the City.

**General Obligation Bond:** A financial instrument giving borrowing power to a municipality, based upon pledging of taxing power to retire the debt and pay interest.

**Generally Accepted Accounting Principles (GAAP):** Uniform standards and guidelines for financial accounting and reporting.

**Governing Body:** The elected officials of the City including the mayor plus Commission members.

**Governmental Funds:** Funds generally used to account for tax-supported activities. There are five different types of governmental funds: the general fund, special revenue fund, debt service fund, capital projects fund, and permanent funds.

**Grant:** A monetary contribution by a government or an organization to financially support a particular function or purpose.

**Home Rule:** The ability of cities to govern themselves independently from the state government. Cities must still abide by state laws. Kansas passed the Home Rule Amendment to the state constitution in 1961.

**Interest:** Fee charged by the lender to a borrower for use of borrowed money.

**Industrial Revenue Bonds:** The bond issue is created and organized by a sponsoring government, with the proceeds used by the private business. The business is responsible for bond repayment. The sponsoring government holds title to the underlying collateral until the bonds are paid in full. This arrangement provides tax exempt status to the bonds, and many times a property tax exemption on the collateral. The sponsoring government is not responsible for bond repayment and the bonds do not affect the government's credit rating.

**Investment Income:** Interest earned on public funds being held until expended. Investments can only be made in instruments specified by state law.

**Kansas Municipal Audit and Accounting Guide:** a guide mandated by K.S.A. 75-1123 that is annually revised to assist the independent auditor in conducting audits in the state of Kansas. Auditors of Kansas' governmental entities reporting on the regulatory (formerly statutory) basis use this guide.

**KDOT-** Kansas Department of Transportation.

**Levy:** A compulsory collection of monies or the imposition of taxes. The total amount of taxes, special assessments, or service charges imposed by a government to support governmental activities.

**Line Item:** The most detailed unit of budgetary expenditures listed in the City of Arkansas City budgets. Line items are tracked by four-digit object codes.

**Mill:** A monetary unit used to express the property tax rate. One mill is equivalent to one-thousandth of a dollar, or \$1 of tax per \$1,000 of assessed value.

**Modified Accrual:** An accounting method which reports revenues when they are subject to accrual, i.e. both measurable and available. Available means collectable within the current period or soon enough thereafter to be used to pay liabilities of the current period.

**Motor Vehicle Tax:** The County Appraiser is required to determine the value of motor vehicles and place them within statutorily prescribed classifications. The value of a motor vehicle is multiplied by the assessment rate of 20% to produce the tax value. The County Treasurer is required to collect the tax and distribute it among all taxing subdivisions including the City of Arkansas City.

**Operating Budget:** A one-year budget approved by the City Commission that includes appropriations for direct services to the public including wages and benefits, materials, services, and equipment.

**Ordinance:** An enforceable law or statute enacted by a city, town or county. See Resolution.

**Performance Measure:** A quantitative means of assessing the efficiency and effectiveness of services performed by departments and divisions.

**Principal:** The amount borrowed or the amount borrowed which remains unpaid.

**Public Hearing:** A meeting or portion of a meeting set up to give members of the public a chance to speak on a particular subject such as the proposed annual budget. Kansas requires cities to hold at least one public hearing prior to the adoption of the budget or an amended budget.

**Recommended Budget:** City budget developed by the City Manager and submitted to the City Commission for its deliberation.

**Reserved Fund Balance:** Those portions of fund balances that are not appropriable for expenditure or that are legally segregated for a specific future use.

**Resolution:** An act that is typically less formal than an ordinance, expressing the opinion or mind of the governing body, and generally dealing with matters of a special or temporary character or setting policy.

**Revenue:** A source of income which finances governmental operations.

**Revenue Bonds:** Bonds issued by a municipality to be paid exclusively from the revenue derived from the operation of a utility. K.S.A. 10-1201.

**SRO- School Resource Officer-** A police officer assigned to the Arkansas City School for drug and violence education and prevention.

**Sinking Fund:** Established to account for the accumulation of money providing for the retirement of bonds and the payment of interest. See also Defeasance.

**Special Assessments:** Charges assessed against property in a special district formed to pay for specific capital improvements such as streets, sewers, curbs, and gutters. While charges are normally assessed on the basis of the square footage of the lot, charges alternatively may be assessed against the value of the lot, or on the basis of both lot square footage and value.

**Special District:** A designated geographic area in which a tax is levied to pay for specific capital improvements such as streets, sewers, curbs and gutters, because of the benefit derived from the improvement.

**Special Revenue Funds:** Funds used to account for proceeds of specific revenue sources that are legally restricted to expenditures for specified purposes.

**SWOC-** Stands for Strengths, Weaknesses, Opportunities and Challenges

**Tax Year:** The calendar year in which ad valorem taxes are levied to finance the following calendar year budget. For example, taxes levied in 2013 finance the 2014 budget.

**Equipment Replacement Fund:** A long-range plan for expenditures which result in the acquisition of vehicles or major equipment.

**16/20 Vehicle Tax:** The State of Kansas collects tax on larger vehicles and distributes a portion to cities. The revenue is collected in the City's tax levy funds.





